

CITY OF FALCON HEIGHTS
Regular Meeting of the City Council
City Hall
2077 West Larpenteur Avenue

MINUTES
April 23, 2014
7:00PM

- A. CALL TO ORDER: 7:00PM
- B. ROLL CALL: LINDSTROM HARRIS GOSLINE AB
LONG MERCER-TAYLOR
STAFF PRESENT: FISCHER KURHAJETZ
- C. PRESENTATIONS:
1. Fire Department Annual Report -Chief Clem Kurhajetz
-Chief Kurhajetz provided the annual report and answered questions from Council.
Council expressed gratitude and support for the Fire Department.
2. St. Paul Area Chamber of Commerce Update - Jonathan Weinhagen
-Jonathan Weinhagen provided the attached presentation on the St. Paul Area Chamber
of Commerce and data relating to Falcon Heights and answered questions from Council.
- D. APPROVAL OF MINUTES: April 9, 2014 APPROVED
- E. PUBLIC HEARINGS:
1.
- F. CONSENT AGENDA: Pam Harris Moved, Approval 4-0
1. General Disbursements through 4/18/2014: \$86,185.71
Payroll through 4/15/2014: \$16,030.96
2. Approval of City Licenses
3. Award Bids for the 2014 Cured in Place Pipe (CIPP) Sanitary Sewer Lining Project
4. Resolution of Support for the Ramsey County TCAAP Project
5. Sanitary Sewer Cleaning Program
6. Resolution of Support for a Public Entity Innovation Recycling Grant
7. Resolution Proclaiming Police Week
8. City Hall Summer Hours
- G. POLICY ITEMS:
1.

H. INFORMATION/ ANNOUNCEMENTS:

Mayor Peter Lindstrom

-Provided an update on the recent Neighborhood Commission/CERT Annual Meeting on Monday, April 21. The meeting included a presentation on Rebuilding Together Twin Cities and the programs that they can offer Falcon Heights residents.

I. COMMUNITY FORUM:

-Mayor Lindstrom recognized Cole, a Boy Scout and resident of Falcon Heights. Cole announced that he is working on a merit badge and that there is an upcoming recycling event that his troop is sponsoring (see attached).

J. ADJOURNMENT: 8:07PM



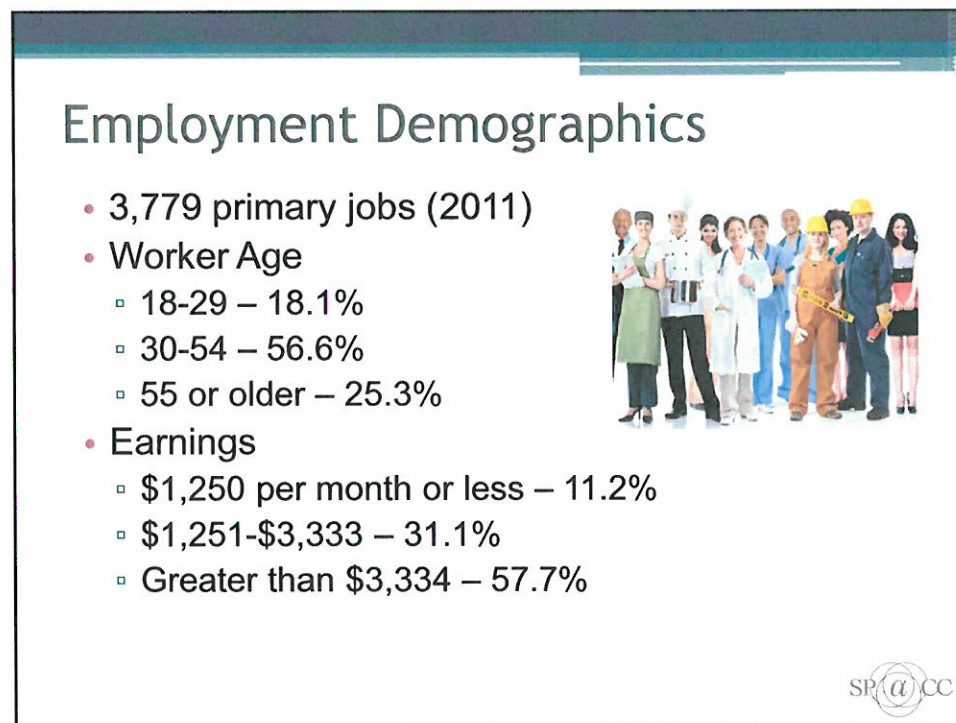
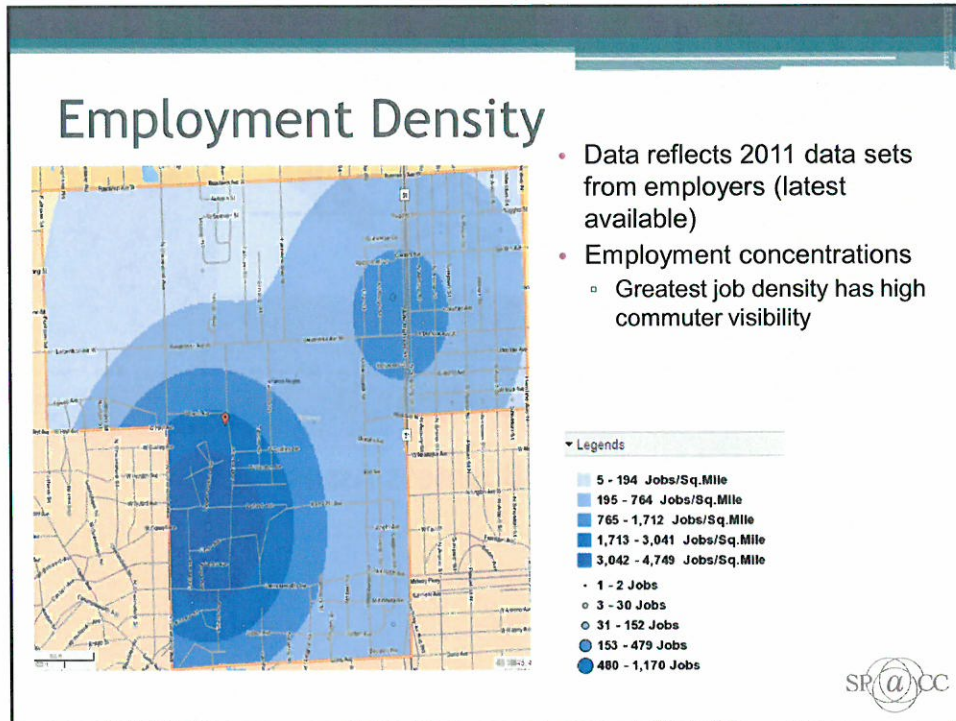
Saint Paul Area Chamber of Commerce

Falcon Heights Strategic Business Assessment
04/23/2014

Business Assessment

- What types of industries are in your city?
- Where do the employees of those businesses come from?
- Where do your citizens work?
- Assessment performed using data from:





Employment Demographics

- Worker Educational Attainment
 - High School or Equivalent – 14.4%
 - Some College or Associate Degree – 24.1%
 - Bachelor's Degree or Advanced – 40.5%
- Gender
 - Male – 42.5%
 - Female – 57.5%



Employment Demographics

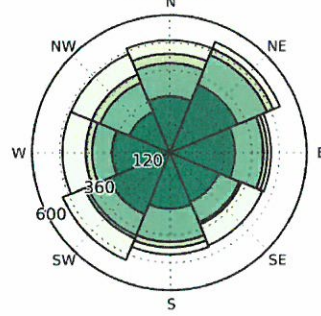
- Significant Industry Sectors by Employment
 - Educational Services – 73.9%
 - Retail Trade – 7.5%
 - Waste Management & Remediation – 4.5%
 - Accommodation & Food Service – 4.2%
 - Information – 2.9%
 - Other Services – 1.8%
 - Healthcare & Social Assistance – 1.3%



Employment Demographics

- Where do workers come from?
 - Commuting patterns favor transportation infrastructure along hw-280 & Snelling ave
 - Significant concentration from Saint Paul (16.8%) & Minneapolis (12.3%)


Job Counts by Distance/Direction in 2011
All Workers



Employment Demographics

- Inflow and Outflow of Jobs
 - Relatively small overlap in local employment
 - Number of “Employed and Live in Selection Area” below average for the region
 - Heavy dependency on transportation

Inflow/Outflow Job Counts in 2011



Dark Green	3,637 - Employed in Selection Area, Live Outside
Light Green	1,919 - Live in Selection Area, Employed Outside
Medium Green	142 - Employed and Live in Selection Area



Employment Demographics

- Key takeaways
 - High percentage of education workers with high level earnings reflects stable major employer
 - Highly educated workforce consistent with university jobs
 - Central location advantage for attracting talent
 - Transportation infrastructure matters



Resident Employment Demographics

- 2,061 primary workers (2011)
- Worker Age
 - 18-29 – 21.8%
 - 30-54 – 52.7%
 - 55 or older – 25.5%
- Earnings
 - \$1,250 per month or less – 17.6%
 - \$1,251-\$3,333 – 27.0%
 - Greater than \$3,334 – 55.5%



Resident Employment Demographics

- Worker Educational Attainment
 - High School or Equivalent – 14.7%
 - Some College or Associate Degree – 23.2%
 - Bachelor's Degree or Advanced – 36.0%
- Gender
 - Male – 49.2%
 - Female – 50.8%



Resident Employment Demographics

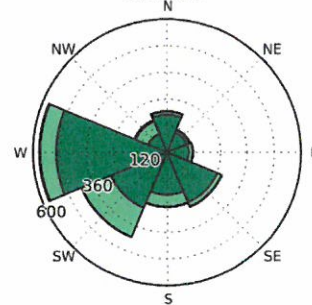
- Significant Industry Sectors by Employment
 - Educational Services – 23.8%
 - Healthcare & Social Assistance – 12.3%
 - Professional, Scientific, & Technical Services – 7.2%
 - Retail Trade – 7.0%
 - Finance & Insurance – 6.3%
 - Accommodation & Food Service – 6.3%
 - Manufacturing – 5.5%



Resident Employment Demographics

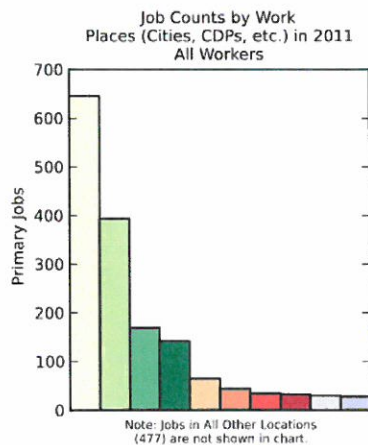
- Where do residents go to work?
 - Commuting patterns favor transportation infrastructure along Larpenteur & hw-280
 - Significant concentration to Minneapolis (31.3%) & Saint Paul (19.1%)

Job Counts by Distance/Direction in 2011
All Workers



Resident Employment Demographics

- Where do residents work?



Jobs Counts by Places (Cities, CDPs, etc.)
Where Workers are Employed - Primary Jobs

	2011	
	Count	Share
All Places (Cities, CDPs, etc.)	2,061	100.0%
Minneapolis city, MN	646	31.3%
St. Paul city, MN	394	19.1%
Roseville city, MN	169	8.2%
Falcon Heights city, MN	142	6.9%
Bloomington city, MN	65	3.2%
Maplewood city, MN	44	2.1%
Golden Valley city, MN	34	1.6%
Eagan city, MN	32	1.6%
Minnetonka city, MN	30	1.5%
Arden Hills city, MN	28	1.4%
All Other Locations	477	23.1%



Resident Employment Demographics

- Key takeaways
 - Nearly 40% of residents employed in Ramsey County supports regional economic development efforts
 - Large population of mid-career residents requires long term planning on life cycle housing
 - High earnings & education levels support investments in regional cultural amenities
 - Commute distances and concentration support investments in transit infrastructure



Thank you!

Contact Information:

Saint Paul Area Chamber of Commerce
401 North Robert Street, Suite 150
Saint Paul, MN 55101
(651) 223-5000
www.saintpaulchamber.com

Jonathan Weinhagen
Regional Director
(651) 265-2770
jonathan@saintpaulchamber.com





Electronic/Appliance Recycling Fundraiser

Boy Scout Troop 297
Saturday, May 17, 9AM-1PM
Roseville Lutheran Church
 1215 Roselawn Ave.
 Roseville, MN 55113

Electronics to Bring:	Appliances to Bring:
Game Consoles	Humidifiers
Cell Phones and PDAs	Microwaves
Monitors (\$10 on CRTs)	Dishwashers
Cords, Cables and Mice	Water Heaters
Switches, Routers and Hubs	Air Conditioners*
CPUs, Memory and Disk Drives	Washers and Dryers
Laptops and Desktop Computers	TVs Larger Than 27"
Satellite, Cable and TiVo Receivers	Refrigerators and Freezers*
DVD Players, VCRs and Stereo Receivers	*\$10 donation for items containing freon

Cash donations accepted
 Funds help support camping activities throughout the year

Computer hard drives are wiped clean prior to recycling!
 Tax Deductible receipt for all donations

Questions? Call Jobs Foundation, 763-432-3117
 or visit them on the web at techdump.org

Can't make the event or have family and friends with donations?
Tell them you're with Troop 297 and drop items at:

2050 East Center Circle, Suite 400, Plymouth, MN 55441
Monday-Friday 8AM-4PM

