

**LINO LAKES CHARTER COMMISSION
MEETING AGENDA
6:30 PM
Thursday, February 9, 2023
Community Room, Lino Lakes City Hall**

1. Call to Order and Roll Call
2. Pledge of Allegiance
3. Setting the Agenda
4. Open Mike / Public Comments
5. Old Business
 - a. Approval of October 27, 2022 Minutes
 - b. Odd Year Elections – No new information.
 - c. Five-Year Plan Update
6. New Business
 - a. Lino Lakes Charter Commission Membership List
 - b. 2023 Charter Commission Regular Meeting Calendar
 - c. 2023 Charter Commission Budget
 - d. Election of New Officers
7. Next regular meeting scheduled for April 13, 2023

Caroline Dahl, Chair

Carol Stanek, Co-Secretary

DRAFT
CITY OF LINO LAKES
CHARTER COMMISSION

DATE	October 27, 2022
TIME STARTED	6:30 p.m.
TIME ENDED	7:41 p.m.
MEMBERS PRESENT	Aldentaler, Dahl, Gomez, Hausladen, Herr, Nicholson, Stanek, and Trehus
MEMBERS EXCUSED	Damiani and Rodriguez
MEMBERS UNEXCUSED	Frolik and Vanderpoel
STAFF MEMBERS PRESENT	City Clerk Julie Bartell
OTHERS PRESENT	None

CALL TO ORDER AND ROLL CALL

Chair Dahl reconvened the meeting of the Lino Lakes Charter Commission at 6:30 pm on October 27, 2022.

PLEDGE OF ALLEGIANCE

Chair Dahl lead the Pledge of Allegiance.

SETTING THE AGENDA

Agenda was accepted as presented without additions.

OPEN MIC/PUBLIC COMMENT

No one present opted to speak for the open mic.

Chair Dahl welcomed the new members to the Commission.

Commissioners Herr and Rodriguez introduced themselves. The other members of the Commission introduced themselves to the new members as well.

LINO LAKES COMMUNITY DEVELOPMENT DIRECTOR MICHAEL GROCHALA
WRITTEN UPDATE: ROAD IMPROVEMENTS, ECONOMIC DEVELOPMENT

Chair Dahl noted the written report that was provided from the Community Development Director on road improvements and economic development projects.

Commissioner Gomez noted that a number of the dates were from 2021 and asked if there were updates for 2022.

City Clerk Bartell provided details on the road improvement schedule, noting that the report was prepared for the July Commission meeting and therefore the projects may have been completed since that time. She stated that she can follow up to obtain any updated information.

47 Commissioner Gomez stated that he would like clarity on the process for road improvements and
48 forecasting.

49
50 City Clerk Bartell commented that she would provide additional information as requested. She
51 explained how the Council reviews the pavement management plan and recommended projects
52 each year.

53
54 Commissioner Trehus referenced information within the report which mentions upcoming
55 projects and agreed that it would be helpful to have additional information on the upcoming road
56 projects.

57
58 City Clerk Bartell commented that the Council has reviewed the upcoming street projects at
59 recent meetings, and she can provide updated information.

60
61 Commissioner Trehus provided an explanation on how the City Charter relates to road
62 improvement projects. He also provided more information on different forms of road financing
63 available and the different actions that would need to be followed in order to use assessments.

64
65 Chair Dahl thanked staff for including colored maps and asked that a continued update be
66 provided on the projects.

67
68 **OLD BUSINESS**

69
70 **A. Approval of April 8, 2021 Minutes**

71 MOTION by Commissioner Trehus, seconded by Commissioner Stanek, approving the meeting
72 minutes of April 8, 2021.

73
74 Motion passed unanimously. (Gomez, Herr abstained)

75
76 **B. Odd Year Elections (no new information)**

77 Commissioner Herr asked the role of the Commission in that process.

78
79 Chair Dahl replied that the Charter Commission would not have a role in that process. She
80 explained that this had been a past discussion related to odd year elections. She explained that
81 the elections for Mayor and two Councilmembers occurs on odd years. She explained that there
82 was a discussion as to whether that should be changed.

83
84 City Clerk Bartell commented that in order to change that, a Charter amendment would be
85 needed and explained the processes that can be used to amend the Charter.

86
87 Commissioner Herr stated that while he does not have a strong preference, he does see the
88 purpose of having municipal elections during odd years so that they get more attention and are
89 not lost in the various other elections occurring.

90
91 City Clerk Bartell commented that in Anoka County only Lino Lakes and Circles Pines hold odd
92 year elections.

93
94
95
96
97
98
99
100
101
102
103
104
105
106
107
108
109
110
111
112
113
114
115
116
117
118
119
120
121
122
123
124
125
126
127
128
129
130
131
132
133
134
135
136
137
138

C. Five Year Plan Update

City Clerk Bartell provided background information, referencing the memorandum from staff. She noted that an update of the Capital Improvement Program (CIP) is part of the budget which will be adopted in December. She stated that staff and the Council recognize the requirement for a Five Year Plan within the Charter noting that it has taken different forms over time. She stated that while in the past the Five Year Plan was a separate plan, it is now found within the CIP.

Commissioner Trehus provided additional details on the requirement for a Five Year Plan. He provided additional background information on previous discussions on this topic between the Charter Commission, City Council, and staff.

Commissioner Gomez commented that he would like to see the plan provided annually as required by the Charter.

City Clerk Bartell commented that the City Administrator stated that the CIP and Capital Equipment Plan provide the information required for the Five Year Plan.

Commissioner Gomez commented that is incredible lacking in meeting the provision of the Charter.

Chair Dahl asked if the Charter would need to be changed.

Commissioner Herr commented that the Charter would not need to be changed, the City would need to come into compliance.

City Clerk Bartell commented that perhaps administration and finance staff could provide additional explanation on how the information contained with the budget meets the requirement.

Commissioner Gomez asked the actions that would be expected at the January Charter Commission meeting following the December adoption of the City budget. He noted that there are no numbers included in the information that was provided from staff.

Commissioner Herr commented that the purpose of the Five Year Plan is to keep residents informed on the direction the City is going. He commented that the budget is not sufficient to meet that requirement.

Chair Dahl commented on the importance of planning for the replacement of equipment, such as a plow truck or fire truck.

City Clerk Bartell commented that the Capital Equipment Plan projects equipment replacement and needs through 2030.

Commissioner Trehus commented that perhaps staff provides the Capital Improvement Plan and Capital Equipment Plan for the Commission to review and determine if those would meet the requirement for a Five Year Plan. He recognized that the Charter Commission meetings got off

139 track because of COVID, as the last meeting was held in April of 2021. He stated that the
140 Commission can now get back on track with meeting quarterly. He suggested that the
141 Commission request the documents to review prior to the January meeting, discuss those
142 documents and the requirement for the Five Year Plan at the January meeting, and then if needed
143 an invite could be extended to the Finance Director to attend the April meeting for additional
144 discussion. He noted that there has always been a discrepancy between the Charter requirement
145 for a Five Year Plan and the planning the City completes, going back to 1983.

146
147 Commissioner Gomez asked what the Commission would do in January with that information.
148

149 Commissioner Trehus commented that the Commission would simply review to determine if it
150 would be in compliance with the Charter, but no action would be necessary. He explained that
151 the Commission would not approve the documents, or plan, and would not be involved in the
152 oversight or implementation. He stated that in the past the Commission offered to change the
153 Charter to remove that requirement but the Council did not desire that amendment.
154

155 MOTION by Commissioner Trehus, seconded by Commissioner Hausladen, requesting the
156 Capital Improvement Plan and Capital Equipment Plan to be included in the January packet for
157 the Commission to continue discussion at that meeting.
158

159 Motion passed unanimously.
160

161 **NEW BUSINESS**

162

163 **A. Membership Update**

164 City Clerk Bartell noted that this was provided for informational purposes to show the new
165 members on the roster. She asked that anyone alert her if their information is incorrect and asked
166 that the new members provide either an email or phone number to be made public.
167

168 **NEXT MEETING DATE**

169 Chair Dahl noted the next meeting date is Thursday, January 12, 2023.
170

171 **ADJOURN**

172

173 MOTION to adjourn the meeting at 7:41 p.m. Motion carried unanimously.
174

174

175 Drafted by: Amanda Staple, *TimeSaver Off Site Secretarial, Inc.*



Memorandum

To: Charter Commission

From: Hannah Lynch, Finance Director/Interim City Clerk

Date: February 7, 2023

Re: Five-Year Plan Update

The Lino Lakes City Council reviewed a Draft 2023-2027 Financial Plan at its February 7, 2023 Work Session. A copy of the Draft 2023-2027 Financial Plan is included for your review.

The Council will consider acceptance of the 2023-2027 Financial Plan at the February 13, 2023, Regular City Council meeting.

2023 – 2027 FINANCIAL PLAN

DRAFT – February 6, 2023



Table of Contents

Transmittal Letter.....	3
Financial Section.....	10
Tax Summary.....	11
Cash Balance Summary.....	12
Transfers Summary.....	13
Capital Improvement Program Section.....	14
Overview.....	15
Department Summary.....	16
Funding Summary.....	17
Projects by Funding.....	18
Projects by Program.....	21
Projects by Type.....	24
Appendix A.....	27
Project Detail	
Appendix B.....	147
Projected Cash Balances by Fund (Capital Project Funds)	



February 6, 2023

Honorable Mayor
Members of the City Council
City of Lino Lakes

Introduction

The 2023-2027 Financial Plan (the Plan) has been prepared by Management to give a five-year financial outlook for the City of Lino Lakes, Minnesota (the City). The Plan includes assumptions to project operations, capital, and debt over the next five years to continue to maintain essential services and programs including:

- Public safety (police and fire services)
- Street maintenance and construction
- Park maintenance and improvements
- Community and economic development
- Rookery Activity Center operations
- Capital equipment replacement
- Capital infrastructure debt service repayment

The Plan is just that, a plan. Adoption of the Plan does not signify approval of the assumptions represented in the following pages. The Plan is intended to be used as a guiding document for decision making. It allows the City to see the bigger picture in order to manage limited resources and achieve its goals.

Key Highlights

The tax levy is projected to increase from \$12.9 million to 16.8 million over the duration of this Plan. The anticipated increase in tax capacity will offset a majority of this increase in terms of the future projected tax rate. The tax rate is projected to increase to 37.744% in 2027 from 34.935% in 2023. The tax rate increase can be attributed to the following:

- Annual increases to the Capital Equipment Replacement (Fund 402) operating tax levy to continue pay-as-you-go funding for the replacement and addition of equipment and vehicles.

- Funding the replacement of two fire water tenders in 2023 with a ten-year operating levy commencing in 2024.
- Addition of a debt service tax levy for the 2024 Street Reconstruction Project.

A pay-as-you-go methodology was applied to the capital needs in the Plan. Tax levies were increased to support future capital needs and to avoid issuance of debt in future years. To provide stabilization in the tax rate and utility rates, however, debt was modeled into the plan as follows:

- 2024 Street Reconstruction (\$4,400,000 issued in 2024)
 - 15-year obligation at 3.00% interest to be paid back by a debt service tax levy
- Water Treatment Plant (\$21,000,000 issued in 2024)
 - 25-year obligation at 2.00% interest (assumed PFA funding) to be paid back by Area and Unit Trunk Fund (406) revenues
- Public Works Facility (\$9,250,000 issued in 2026)
 - 20-year obligation at 3.00% interest to be paid back by Antenna Lease Revenues within the Building and Facilities Fund (401), Area and Unit Trunk Fund (406) revenues, and Water & Sewer User Fees
- 2027 Street Reconstruction (\$4,300,000 issued in 2027)
 - 15-year obligation at 3.00% interest to be paid back by a debt service tax levy

Construction of a new Public Works Facility has been discussed by the City Council for many years and this Plan includes the project in 2026. Dollars are requested in 2023 from Building and Facilities Fund reserves for initial project development and feasibility studies. The current cost estimate and funding allocation developed by Management do not result in a tax levy impact due to annual revenue sources available for debt service repayment within each funding source. If the City wishes to move forward with this project the cost estimate and funding allocation, along with if the tax levy is impacted, will need to continue to be refined.

Plans and specifications for a Water Treatment Plant were authorized by City Council in August 2022. The Plan currently schedules that project in 2024. Financing will need to be obtained once final timelines and cost estimates are known. The debt obligation is presumed to be paid back entirely from water user and trunk fees with no impact to the tax levy.

Assumptions

The assumptions developed by Management are conservative and will continue to be evaluated on an annual basis. Residential development is estimated at 160 homes per year while no commercial development is estimated in the Plan. The value and timing of commercial/industrial is difficult to predict and thus any additional tax capacity brought by non-residential properties will further bring down the projected tax rate.

In addition, due to the current rising interest rate environment, no interest earnings have been projected in the Plan. The City holds investments to maturity, but while an investment is held the value decreases as interest rates rise resulting in unrealized losses on investments that overshadows investment earnings. As interest rates stabilize a conservative interest earnings estimate could be built into the Plan in future years.

Additional high-level assumptions built in to the Financial Section are as follows:

- 3.00% annual tax capacity growth rate
 - The average increase in Net Tax Capacity over the last six years has been 7.00%
- \$402,400 estimated market value of the median value residential home
 - Value from Anoka County for Taxes Payable 2023
- Tax Increment Financing (T.I.F) revenues for certified T.I.F districts as of 1/1/2023 include:
 - T.I.F District 1-10 Panattoni Project
 - T.I.F District 1-11 Legacy at Woods Edge Development
 - T.I.F District 1-12 Clearwater Creek Business Park
- General Fund
 - 5.00% annual increase in expenditures
 - 3.00% annual increase in non-tax levy revenue
 - Use of \$150,000 reserves in 2024 for Capital Equipment Replacement
 - Fund balance in 2027 is estimated at 65.00% of expenditures which is consistent with the current Fund Balance Policy
 - No transfers in from other funds after 2023
- Special Revenue Funds
 - Rookery Activity Center
 - 2023 will be the first full year of operation
 - Continuation of \$325,000 tax levy for Rookery Activity Center
 - High-level revenue and expenditure assumptions from ISG Feasibility Study
 - Other special revenue funds

- Recurring revenue and expenditures have been projected. The projected cash balance can be used as a guide on how unanticipated revenue and expenditures would affect the fund.
- Debt Service Funds
 - Current outstanding bonded indebtedness is forecasted based on debt service schedules and pledged revenue outlined in the bond documents.

Capital Project Funds

Appendix B incorporates the Capital Improvement Program into Projected Cash Balance statements for each capital project fund. The ending cash balance for each fiscal year, by fund, is also carried forward and represented on the Cash Balance Summary within the Financial Section of the Plan. Specific assumptions and details surrounding each capital project fund are as follows:

- Fund 401, Building and Facilities, accounts for the maintenance and construction of municipal buildings and facilities. The main revenue source, charges for services, is cell tower antenna lease and ambulance lease revenue. The interfund loan activity represents the payback of an interfund loan from tax increment revenues for the Legacy at Woods Edge Development. The payback of the interfund loan allows for fund reserves to be used for the construction of a new Public Works Facility. The debt service on the facility construction is represented as a transfer out to the respective debt service fund who will make the entire debt service payment. Charges for services in the fund are anticipated to be at a level to fully make the debt service payment projection by 2032, supplemented by fund reserves in years 2027-2031 for a total estimated about of \$190,000.
- Fund 402, Capital Equipment Replacement, accounts for the purchase of capital equipment (including vehicles) for governmental functions, primarily Public Safety and Public Services. The funds sole source of revenue is property taxes. The specific property tax levy for the water tenders is used to annually pay down the interfund loan from the Sewer Fund. The fund balance in the Certificates of Indebtedness Fund (315) can be transferred to Fund 402 as the last certificate of indebtedness matures in 2023. The Plan assumes the use of \$150,000 of general fund reserves in 2024. Finally, proceeds from the sale of capital assets is assumed at 10% of the previous year's capital outlay expenditures.
- Fund 403, Office Equipment, accounts for the purchase of office equipment for governmental functions. The equipment is non-capital in nature (the City's capital

asset threshold for equipment is \$10,000) and is not detailed in the Capital Improvement Program. The annual tax levy funds computer replacements, other equipment (monitors, printers, scanners, phones, plotter, etc.), and agency network access devices.

- Fund 405, Park Dedication, is a statutorily required fund. State law requires park dedication fees to be placed in a special fund. The fund may be used only for acquisition or improvement of parks and recreational facilities. It may not be used for their ongoing operation or maintenance. Park Dedication Fees are outlined in the City Fee Schedule. Watermark Park Dedication Fees are represented in the 1/1/2023 cash balance and thus the Watermark Park Development in 2023 is included in the Capital Improvement Program. Outside of the Main Street Trail primarily funded through grants in 2026, no other revenue or expenditures have been assumed. As park dedication fees from future developments are collected park plans will be developed.
- Fund 406, Area & Unit Trunk, accounts for new sewer and water infrastructure. City Trunk Utility Connection Fees are outlined in the City Fee Schedule and are collected in full as charges for services or collected as a special assessment. Bond proceeds are projected for the Water Treatment Plant in 2024 and construction of a new Public Works Facility in 2026. The debt service payments are represented as transfer out to the respective debt service fund who will make the entire debt service payment. Water utility base fees are annually transferred in from the water operating fund. Recent increases in the base fees are directly related to the planned Water Treatment Plant and will help support the debt service payments on the facility.
- Fund 417, T.I.F. District 1-10 Panattoni Project, accounts for tax increment revenues collected within the district. The district was certified in 2004 and will decertify in 2023. The final year of tax increment will go to pay down the interfund loan from the Building and Facilities Fund (401) for the Legacy at Woods Edge Development.
- Fund 418, T.I.F District 1-11 Legacy at Woods Edge Development, accounts for tax increment revenues collected within the district. The district was certified in 2005 and will decertify in 2031. The tax increment will pay off the interfund loan from the Building and Facilities Fund (401) for the Legacy at Woods Edge Development by 2027 and in the same fiscal year start paying off an interfund loan from the Sewer Fund (602) for the same development. The interfund loan from the Sewer Fund is projected to be paid off in 2028.
- Fund 419, T.I.F District 1-12 Clearwater Creek Business Park, accounts for the tax increment revenues collected within the district. The district was certified in

2017 and will decertify in 2026. The tax increment pays off a PAYGO Financing Note issued to Distribution Alternatives in 2017. The note is estimated to be paid off in 2026 and any fund balance will be transferred to a future T.I.F District to be used for T.I.F pooling.

- Fund 420, Municipal State Aid (MSA), accounts for the construction, repair and maintenance of MSA eligible city streets. Projects identified in the Capital Improvement Program to be funded completely or partially with MSA dollars have the projects total expenditure shown as capital outlay in this fund with offsetting other revenues sources such as grants or developer contributions. The transfers in and out represent debt service activity as shown on the Transfer Summary.
- Fund 421, Pavement Management, accounts for street rehabilitation (not full depth reconstruction) of non-MSA eligible city streets. The fund is entirely funded with an operating tax levy. Water and sewer infrastructure repair and maintenance done in conjunction with the street rehabilitation are paid for out of the respective enterprise fund.
- Fund 422, Surface Water Management, accounts for new surface water infrastructure as well as wetland bank activity. Surface Water Management Fees are outlined in the City Fee Schedule and are collected in full as charges for services or collected over time as a special assessment. The fund is currently showing a negative cash projection as bond proceeds, wetland credit sales, and interfund loan activity has not been determined/assumed but will be considered when each project is brought to Council for approval.
- Fund 423, Street Reconstruction, accounts for street reconstruction of non-MSA eligible city streets. Street reconstruction projects are completed every 3 years and funded with bond proceeds. A new capital project fund is created for each project to track the expenditure of bond proceeds. These funds are available to supplement bond proceeds or other funding sources.
- Fund 425, Park & Trail Improvements, accounts for the improvement of current city parks and trails. Projects primarily include the replacement of playground equipment. The fund is entirely funded with an operating tax levy. The Park Board makes project recommendations to the City Council once funding is available.
- Fund 484, Comp Plan Updates, accounts for the resources needed to update the City's comprehensive plan every 10 years. Unused Planning and Zoning dollars from the General Fund are transferred to this fund on an annual basis. Work on the 2050 Comprehensive Plan will begin in 2027.

Enterprise Funds

The City operates water, sewer, and storm water utilities each accounted for in a separate enterprise fund. Utility rates are charged as outlined in the City Fee Schedule. Each fund has been recently analyzed in a utility rate or feasibility study and the revenue and current expenditure assumptions from those studies have been represented on the Projected Cash Balance statements along capital outlay expenditures from the Capital Improvement Program. The ending cash balance for each fiscal year, by fund, is also carried forward and represented on the Cash Balance Summary within the Financial Section of the Plan.

Conclusion

The Plan is a work in progress and must be reviewed and revised in order to stay viable. While it is a guide, it does portray an overview of what the financial needs of the City are anticipated to be over the five years presented. As conditions change, the City must accommodate such changes. Actual performance will vary from the results modeled in the Plan.

Respectfully submitted,

Hannah Lynch
Finance Director

FINANCIAL SECTION



**City of Lino Lakes
2023-2027 Financial Plan**

Tax Levy Summary

	2023	2024	2025	2026	2027
Operating Levy					
101 General Fund	\$ 9,694,085	\$ 10,249,056	\$ 10,812,253	\$ 11,405,133	\$ 12,029,225
202 Rookery Activity Center	325,000	325,000	325,000	325,000	325,000
402 Capital Equipment Replacement	325,000	600,000	810,000	972,000	1,166,400
402 Capital Fire Water Tender Replacement	-	248,820	246,558	244,296	242,034
403 Office Equipment Replacement	25,000	25,000	25,000	25,000	25,000
421 Pavement Management	860,446	948,000	1,041,000	1,145,000	1,260,000
425 Park and Trail Improvements	90,000	90,000	90,000	90,000	90,000
Total Operating Levy	11,319,531	12,485,876	13,349,811	14,206,429	15,137,659
<i>Annual % Change</i>		10%	7%	6%	7%
Debt Levy					
315 Certificates of Indebtedness	106,299	-	-	-	-
335 2012A G.O. Bonds	176,109	-	-	-	-
338 2015A G.O. Bonds	223,532	219,857	216,182	269,798	222,364
338 2015A G.O. Bonds - Abatement Portion	50,427	54,732	53,682	-	-
339 2015 EDA Lease Revenue Bonds	320,815	319,765	318,557	317,192	315,669
344 2018A G.O. Bond	485,737	485,475	484,215	482,640	485,527
346 2021A G.O. Bond	211,465	207,895	209,575	211,150	207,370
New 2024 New Bond - Street Reconstruction	-	-	446,600	437,360	428,120
Total Debt Levy	1,574,384	1,287,724	1,728,811	1,718,140	1,659,050
<i>Annual % Change</i>		-18%	34%	-1%	-3%
Total Tax Levy	12,893,915	13,773,600	15,078,622	15,924,569	16,796,709
Less: Fiscal Disparities Distribution	(1,384,776)	(1,240,923)	(1,314,462)	(1,416,692)	(1,465,892)
Net Tax Levy	11,509,139	12,532,677	13,764,160	14,507,877	15,330,817
<i>Annual % Change</i>		9%	10%	5%	6%

Tax Capacity Summary

	2023	2024	2025	2026	2027
Tax Capacity					
Personal and Real Estate	\$ 35,485,183	\$ 36,549,738	\$ 37,646,231	\$ 38,775,618	\$ 39,938,886
Assumed New Growth - Residential	-	663,155	1,366,100	2,110,624	2,898,590
Assumed New Growth - Commercial	-	-	-	-	-
Total Tax Capacity	35,485,183	37,212,894	39,012,330	40,886,242	42,837,476
Less: Fiscal Disparities Contribution	(1,502,577)	(1,547,654)	(1,594,084)	(1,641,906)	(1,691,164)
Less: Tax Increment Captured Value	(1,037,875)	(781,678)	(805,129)	(829,283)	(528,564)
Net Tax Capacity	32,944,731	34,883,561	36,613,118	38,415,053	40,617,749
		6%	5%	5%	6%

Tax Rate Summary

	2023	2024	2025	2026	2027
City Tax Rate	34.935%	35.927%	37.594%	37.766%	37.744%

**City of Lino Lakes
2023-2027 Financial Plan**

Cash Balance Summary

	2023	2024	2025	2026	2027
General Fund					
101 General Fund	\$ 9,872,802	\$ 9,722,802	\$ 9,722,802	\$ 9,722,802	\$ 9,722,802
Special Revenue Funds					
202 Rookery Activity Center	(231,932)	(253,835)	(255,164)	(233,030)	(184,302)
203 Economic Development Authority	214,290	213,839	213,389	212,938	212,487
204 Cable TV & Communications	254,329	287,829	321,329	354,829	388,329
205 Blue Heron Days	15,108	15,608	16,108	16,608	17,108
206 Federal Forfeiture - Justice	23,172	23,172	23,172	23,172	23,172
207 State Narcotics Forfeiture	36,928	36,928	36,928	36,928	36,928
208 DUI Forfeitures	71,801	71,801	71,801	71,801	71,801
209 Forfeitures - Other	1,631	1,631	1,631	1,631	1,631
210 Federal Forfeiture - Treasury	34,227	34,227	34,227	34,227	34,227
211 K9 Unit	14,116	14,116	14,116	14,116	14,116
Debt Service Funds					
301 Closed Bond	385,927	443,081	438,081	600,566	595,566
315 Certificates of Indebtedness	-	-	-	-	-
332 2007A G.O. T.I.F Bonds	132,001	-	-	-	-
333 2009A G.O. Improvement Note	-	-	-	-	-
335 2012A G.O. Bonds	229,515	-	-	-	-
336 2013A G.O. Improvement Bonds	277,073	-	-	-	-
337 2014A G.O. Improvement Bonds	279,081	241,095	203,888	-	-
338 2015A G.O. Bonds	644,343	659,219	668,819	683,135	650,137
339 2015 EDA Lease Revenue Bonds	358,093	374,320	390,414	406,369	422,176
340 2016A G.O. Capital Note	-	-	-	-	-
341 2016A G.O. Utility Revenue Bonds	238,813	237,813	236,813	235,813	-
342 2016B G.O. Improvement Bonds	-	-	-	-	-
343 2016C Tax Abatement Bonds	-	-	-	-	-
344 2018A G.O. Bond	1,521,194	1,404,680	1,284,611	1,171,423	1,058,865
345 2020A G.O. Utility Revenue Bonds	204,121	203,121	202,121	201,121	200,121
346 2021A G.O. Street Reconstruction Bonds	200,703	207,903	220,183	232,487	239,562
Capital Project Funds					
401 Building and Facilities	1,248,235	1,839,666	2,365,972	978,795	960,566
402 Capital Equipment Replacement	411,845	203,338	108,792	97,694	188,474
403 Office Equipment Replacement	40,933	34,635	36,487	42,802	50,434
405 Dedicated Parks	747,603	747,603	747,603	547,603	547,603
406 Area & Unit Trunk	7,981,515	7,146,377	7,118,693	6,964,189	2,831,188
417 T.I.F District 1-10	-	-	-	-	-
418 T.I.F District 1-11	-	-	-	-	-
419 T.I.F District 1-12	273,023	318,108	363,634	-	-
420 Municipal State Aid (MSA)	3,698,551	1,130,660	1,150,704	2,215,965	3,302,665
421 Pavement Management	378,127	378,127	378,127	378,127	330,837
422 Surface Water Management	(470,489)	(3,150,485)	(3,225,401)	(3,082,002)	(3,042,033)
423 Street Reconstruction	540,419	550,932	560,971	562,903	562,903
425 Park & Trail Improvements	262,418	352,418	442,418	532,418	622,418
484 Comp Plan Updates	26,936	51,936	76,936	101,936	2,936
Enterprise Funds					
601 Water Operating	3,732,336	3,131,434	2,991,837	1,217,120	1,438,754
602 Sewer Operating	6,554,410	6,058,882	6,382,533	4,690,391	5,214,548
603 Storm Water Operating	370,917	391,189	101,987	112,823	118,192
Total Cash Balance, December 31	\$ 40,574,116	\$ 33,124,171	\$ 33,446,562	\$ 29,147,701	\$ 26,634,211

**City of Lino Lakes
2023-2027 Financial Plan**

Transfers Summary

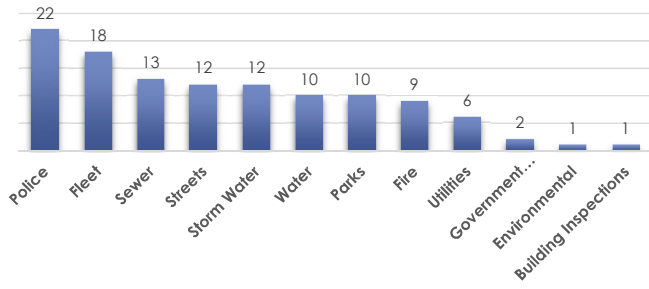
	2023	2024	2025	2026	2027
Transfer In					
101 General Fund	\$ 20,000	\$ -	\$ -	\$ -	\$ -
202 Rookery Activity Center	135,052	-	-	-	-
301 Closed Bond	-	62,154	-	167,485	-
332 2007A G.O. T.I.F Bonds	282,016	154,774	-	-	-
337 2014A G.O. Improvement Bonds	121,576	124,165	126,438	-	-
341 2016A G.O. Utility Revenue Bonds	158,250	155,350	152,450	154,500	-
345 2020A G.O. Utility Revenue Bonds	344,100	344,500	344,500	344,100	343,300
3XX 2024 Water Treatment Plant Funding	-	-	1,323,000	1,305,360	1,287,720
3XX 2026 Public Works Facility Funding	-	-	-	-	777,000
402 Capital Equipment Replacement	290,895	150,000	-	-	-
406 Area & Unit Trunk	441,420	601,760	768,700	785,200	885,013
4XX Future T.I.F District	-	-	-	488,519	-
420 Municipal State Aid (MSA)	29,264	237,844	26,878	25,685	13,171
484 Comp Plan Updates	25,000	25,000	25,000	25,000	25,000
Total Transfers In	\$ 1,847,573	\$ 1,855,547	\$ 2,766,966	\$ 3,295,849	\$ 3,331,204
Transfer Out					
101 General Fund	\$ 25,000	\$ 175,000	\$ 25,000	\$ 25,000	\$ 25,000
204 Cable TV & Communications	20,000	-	-	-	-
315 Certificates of Indebtedness	290,895	-	-	-	-
333 2009A G.O. Improvement Note	29,264	28,071	26,878	25,685	13,171
335 2012A G.O. Bonds	-	62,154	-	-	-
336 2013A G.O. Improvement Bonds	-	209,773	-	-	-
337 2014A G.O. Improvement Bonds	-	-	-	167,485	-
341 2016A G.O. Utility Revenue Bonds	-	-	-	-	83,313
343 2016C Tax Abatement Bonds	135,052	-	-	-	-
401 Building and Facilities	-	-	-	-	273,000
406 Area & Unit Trunk	623,926	624,015	1,946,388	1,803,960	1,799,020
419 T.I.F District 1-12	-	-	-	488,519	-
420 Municipal State Aid	282,016	154,774	-	-	-
601 Water Operating	441,420	601,760	768,700	785,200	969,700
602 Sewer Operating	-	-	-	-	168,000
Total Transfers Out	\$ 1,847,573	\$ 1,855,547	\$ 2,766,966	\$ 3,295,849	\$ 3,331,204

CAPITAL IMPROVEMENT PROGRAM SECTION

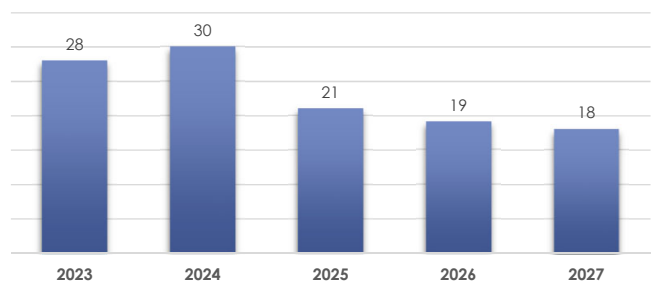


City of Lino Lakes
 FY 2023 through FY 2027
 Overview

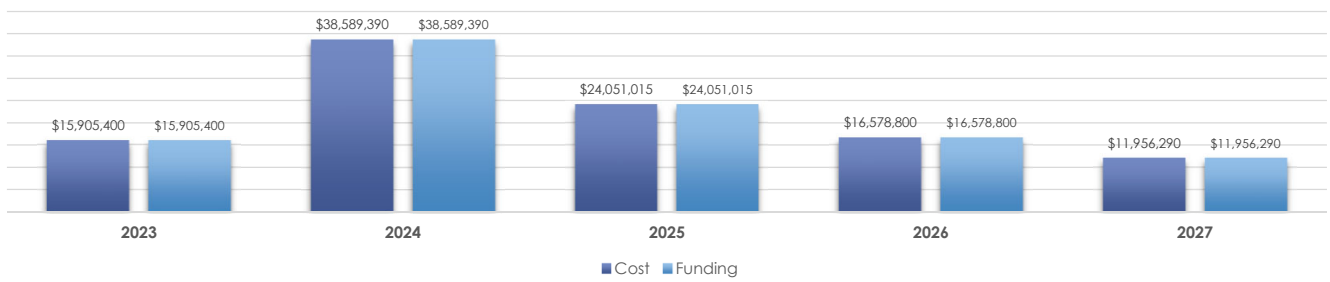
of Projects By Department



of Projects By Year



Cost vs. Funding by Year



City of Lino Lakes

FY 2023 through FY 2027

Department Summary

Department	2023	2024	2025	2026	2027	Total
Building Inspections	\$ -	\$ -	\$ -	\$ 33,000	\$ -	\$ 33,000
Environmental	\$ -	\$ -	\$ -	\$ 55,000	\$ -	\$ 55,000
Fire	\$ 2,262,000	\$ 24,890	\$ 167,215	\$ 142,600	\$ -	\$ 2,596,705
Fleet	\$ 392,000	\$ 448,000	\$ 530,000	\$ 470,000	\$ 949,000	\$ 2,789,000
Government Buildings	\$ 375,000	\$ -	\$ -	\$ 11,250,000	\$ -	\$ 11,625,000
Parks	\$ 1,086,000	\$ 206,000	\$ 18,500	\$ 2,128,000	\$ 25,000	\$ 3,463,500
Police	\$ 232,830	\$ 345,800	\$ 366,300	\$ 255,200	\$ 210,000	\$ 1,410,130
Sewer	\$ 1,528,000	\$ 1,126,700	\$ 75,000	\$ 105,000	\$ 13,000	\$ 2,847,700
Storm Water	\$ 2,490,000	\$ 2,420,000	\$ 1,055,000	\$ 565,000	\$ 665,000	\$ 7,195,000
Streets	\$ 5,979,070	\$ 12,053,000	\$ 21,411,000	\$ 1,275,000	\$ 5,607,290	\$ 46,325,360
Utilities	\$ -	\$ 315,000	\$ 78,000	\$ -	\$ 3,860,000	\$ 4,253,000
Water	\$ 1,560,500	\$ 21,650,000	\$ 350,000	\$ 300,000	\$ 627,000	\$ 24,487,500
Total	\$ 15,905,400	\$ 38,589,390	\$ 24,051,015	\$ 16,578,800	\$ 11,956,290	\$ 107,080,895

City of Lino Lakes
FY 2023 through FY 2027
Funding Summary

Type	2023	2024	2025	2026	2027	Total
Anoka County	\$ 3,000,000	\$ -	\$ 7,000,000	\$ 200,000	\$ -	\$ 10,200,000
Area & Unit Trunk Fund (406)	\$ 1,734,000	\$ 22,873,500	\$ -	\$ 2,300,000	\$ 4,387,000	\$ 31,294,500
Assessments	\$ 184,000	\$ -	\$ 250,000	\$ -	\$ -	\$ 434,000
Bond Proceeds	\$ 413,000	\$ 4,400,000	\$ -	\$ -	\$ 4,300,000	\$ 9,113,000
Building and Facilities Fund (401)	\$ 375,000	\$ -	\$ 75,000	\$ 5,250,000	\$ -	\$ 5,700,000
Capital Equipment Revolving Fund (402)	\$ 2,923,830	\$ 1,024,690	\$ 1,007,015	\$ 1,083,800	\$ 1,184,000	\$ 7,223,335
Dedicated Parks Fund (405)	\$ 1,049,000	\$ -	\$ -	\$ 200,000	\$ -	\$ 1,249,000
Municipal State Aid Fund (420)	\$ 150,000	\$ 3,600,000	\$ 1,000,000	\$ -	\$ -	\$ 4,750,000
Other	\$ 1,898,050	\$ 575,000	\$ 12,000,000	\$ 1,600,000	\$ -	\$ 16,073,050
Pavement Management Fund (421)	\$ 862,000	\$ 948,000	\$ 1,041,000	\$ 1,145,000	\$ 1,307,290	\$ 5,303,290
Sewer Fund (602)	\$ 335,420	\$ 910,700	\$ 114,000	\$ 2,105,000	\$ 113,000	\$ 3,578,120
Storm Water Fund (603)	\$ 200,000	\$ 220,000	\$ 525,000	\$ 220,000	\$ 220,000	\$ 1,385,000
Surface Water Management Fund (422)	\$ 2,190,000	\$ 3,100,000	\$ 530,000	\$ 345,000	\$ 445,000	\$ 6,610,000
Water Fund (601)	\$ 591,100	\$ 937,500	\$ 509,000	\$ 2,130,000	\$ -	\$ 4,167,600
Total	\$ 15,905,400	\$ 38,589,390	\$ 24,051,015	\$ 16,578,800	\$ 11,956,290	\$ 107,080,895

City of Lino Lakes
FY 2023 through FY 2027
Projects by Funding

Project Name	2023	2024	2025	2026	2027	Total
Anoka County						
49/J Intersection Improvements	\$ 3,000,000	\$ -	\$ -	\$ -	\$ -	\$ 3,000,000
County Road J/Centerville Rd Intersection/35 In	\$ -	\$ -	\$ 7,000,000	\$ -	\$ -	\$ 7,000,000
Main Street Trail	\$ -	\$ -	\$ -	\$ 200,000	\$ -	\$ 200,000
Area & Unit Trunk Fund (406)						
Lake Drive Trunk Watermain	\$ 200,000	\$ -	\$ -	\$ -	\$ 627,000	\$ 827,000
Lift Station #10 Upgrade	\$ -	\$ 73,500	\$ -	\$ -	\$ -	\$ 73,500
Lift Station and Forcemain	\$ -	\$ 300,000	\$ -	\$ -	\$ -	\$ 300,000
Offer Lake Road Extension	\$ -	\$ 1,500,000	\$ -	\$ -	\$ -	\$ 1,500,000
Public Works Facility	\$ -	\$ -	\$ -	\$ 2,000,000	\$ -	\$ 2,000,000
Sewer District 3H Trunk Improvements	\$ 184,000	\$ -	\$ -	\$ -	\$ -	\$ 184,000
Trunk Sewer	\$ 250,000	\$ -	\$ -	\$ -	\$ -	\$ 250,000
Water Treatment Plant #1	\$ -	\$ 21,000,000	\$ -	\$ -	\$ -	\$ 21,000,000
Well #7	\$ 1,100,000	\$ -	\$ -	\$ -	\$ -	\$ 1,100,000
Well #7 Raw Watermain to WTF	\$ -	\$ -	\$ -	\$ 300,000	\$ -	\$ 300,000
West Side Relief Sewer to Lakeview Dr and sewer	\$ -	\$ -	\$ -	\$ -	\$ 3,760,000	\$ 3,760,000
Assessments						
County Road J/Centerville Rd Intersection/35 In	\$ -	\$ -	\$ 250,000	\$ -	\$ -	\$ 250,000
Sewer District 3H Trunk Improvements	\$ 184,000	\$ -	\$ -	\$ -	\$ -	\$ 184,000
Bond Proceeds						
2023 Street Reconstruction Project	\$ 413,000	\$ -	\$ -	\$ -	\$ -	\$ 413,000
2024 Street Reconstruction	\$ -	\$ 4,400,000	\$ -	\$ -	\$ -	\$ 4,400,000
2027 Street Reconstruction Project	\$ -	\$ -	\$ -	\$ -	\$ 4,300,000	\$ 4,300,000
Building and Facilities Fund (401)						
Balance Air Handlers	\$ 25,000	\$ -	\$ -	\$ -	\$ -	\$ 25,000
Generator - Fire Station 1	\$ -	\$ -	\$ 75,000	\$ -	\$ -	\$ 75,000
Public Works Facility	\$ 350,000	\$ -	\$ -	\$ 5,250,000	\$ -	\$ 5,600,000
Capital Equipment Revolving Fund (402)						
#117 Tractor	\$ -	\$ -	\$ 125,000	\$ -	\$ -	\$ 125,000
#119 Tractor	\$ 20,000	\$ -	\$ -	\$ -	\$ -	\$ 20,000
#135 Tractor	\$ -	\$ 35,000	\$ -	\$ -	\$ -	\$ 35,000
#140 Tractor	\$ -	\$ -	\$ -	\$ 128,000	\$ -	\$ 128,000
#142 Chipper	\$ -	\$ 109,000	\$ -	\$ -	\$ -	\$ 109,000
#200 Plow Truck	\$ 305,000	\$ -	\$ -	\$ -	\$ -	\$ 305,000
#214 Truck	\$ 87,000	\$ -	\$ -	\$ -	\$ -	\$ 87,000
#215 Plow Truck	\$ -	\$ -	\$ -	\$ 345,000	\$ -	\$ 345,000
#218 Plow Truck	\$ -	\$ -	\$ -	\$ -	\$ 358,000	\$ 358,000
#225 Truck	\$ -	\$ -	\$ -	\$ 125,000	\$ -	\$ 125,000
#239 Bucket Truck	\$ -	\$ -	\$ 180,000	\$ -	\$ -	\$ 180,000
#251 Backhoe	\$ -	\$ -	\$ 160,000	\$ -	\$ -	\$ 160,000
#255 Truck	\$ -	\$ -	\$ -	\$ -	\$ 169,000	\$ 169,000
#256 Truck - Asphalt Hotbox	\$ -	\$ -	\$ -	\$ -	\$ 159,000	\$ 159,000
#259 Truck	\$ -	\$ -	\$ 65,000	\$ -	\$ -	\$ 65,000
#263 Truck	\$ -	\$ -	\$ -	\$ -	\$ 159,000	\$ 159,000
#301 Unmarked Admin Vehicle	\$ -	\$ 51,500	\$ -	\$ -	\$ -	\$ 51,500
#302 Marked Patrol Vehicle	\$ 60,610	\$ -	\$ -	\$ -	\$ -	\$ 60,610
#303 Marked Patrol Vehicle	\$ 60,610	\$ -	\$ -	\$ -	\$ -	\$ 60,610
#304 Marked Patrol Vehicle	\$ -	\$ 62,900	\$ -	\$ -	\$ -	\$ 62,900
#306 Investigation Vehicle	\$ -	\$ -	\$ 53,500	\$ -	\$ -	\$ 53,500
#307 Investigation Vehicle	\$ -	\$ -	\$ 53,500	\$ -	\$ -	\$ 53,500
#308 CSO Vehicle	\$ -	\$ 54,000	\$ -	\$ -	\$ -	\$ 54,000
#309 Investigation Vehicle	\$ -	\$ -	\$ -	\$ 55,100	\$ -	\$ 55,100
#311 Investigation Vehicle	\$ -	\$ -	\$ 53,500	\$ -	\$ -	\$ 53,500
#314 Marked Patrol Vehicle - Canine	\$ -	\$ 63,000	\$ -	\$ -	\$ -	\$ 63,000
#315 Marked Patrol Vehicle	\$ -	\$ 62,900	\$ -	\$ -	\$ -	\$ 62,900
#316 Marked Patrol Vehicle	\$ -	\$ -	\$ 65,800	\$ -	\$ -	\$ 65,800
#318 Marked Patrol Vehicle	\$ -	\$ -	\$ -	\$ 66,700	\$ -	\$ 66,700
#319 Marked Patrol Vehicle	\$ -	\$ -	\$ -	\$ 66,700	\$ -	\$ 66,700

City of Lino Lakes

FY 2023 through FY 2027

Projects by Funding

Project Name	2023	2024	2025	2026	2027	Total
#320 Marked Patrol Vehicle	\$ -	\$ -	\$ -	\$ 66,700	\$ -	\$ 66,700
#382 Marked Patrol Vehicle	\$ 60,610	\$ -	\$ -	\$ -	\$ -	\$ 60,610
#397 Unmarked Admin Vehicle	\$ 51,000	\$ -	\$ -	\$ -	\$ -	\$ 51,000
#398 Unmarked Admin Vehicle	\$ -	\$ 51,500	\$ -	\$ -	\$ -	\$ 51,500
#3X1 Marked Patrol Vehicle	\$ -	\$ -	\$ -	\$ -	\$ 70,000	\$ 70,000
#3X2 Marked Patrol Vehicle	\$ -	\$ -	\$ -	\$ -	\$ 70,000	\$ 70,000
#3X3 Marked Patrol Vehicle	\$ -	\$ -	\$ -	\$ -	\$ 70,000	\$ 70,000
#403 Truck	\$ -	\$ 103,000	\$ -	\$ -	\$ -	\$ 103,000
#405 Lawn Mower	\$ 17,000	\$ -	\$ -	\$ -	\$ -	\$ 17,000
#409 Lawn Mower Pull Behind	\$ -	\$ -	\$ -	\$ -	\$ 25,000	\$ 25,000
#412 Truck	\$ -	\$ -	\$ -	\$ -	\$ 72,000	\$ 72,000
#414 Bobcat Tool Cat	\$ -	\$ 62,000	\$ -	\$ -	\$ -	\$ 62,000
#415 Lawn Mower	\$ -	\$ -	\$ 18,500	\$ -	\$ -	\$ 18,500
#623 Fire Vehicle	\$ -	\$ -	\$ -	\$ 66,700	\$ -	\$ 66,700
#702 Trailer	\$ -	\$ 12,000	\$ -	\$ -	\$ -	\$ 12,000
#803 Environmental Vehicle	\$ -	\$ -	\$ -	\$ 55,000	\$ -	\$ 55,000
#804 Building Inspection Vehicle	\$ -	\$ -	\$ -	\$ 33,000	\$ -	\$ 33,000
#805 Building Inspection Vehicle	\$ -	\$ -	\$ -	\$ -	\$ 32,000	\$ 32,000
#NEW Plow Truck	\$ -	\$ 318,000	\$ -	\$ -	\$ -	\$ 318,000
#T1 Fire Truck	\$ 1,157,130	\$ -	\$ -	\$ -	\$ -	\$ 1,157,130
#T2 Fire Truck	\$ 1,104,870	\$ -	\$ -	\$ -	\$ -	\$ 1,104,870
Electric Man Lift	\$ -	\$ 15,000	\$ -	\$ -	\$ -	\$ 15,000
Extrication Sets (2)	\$ -	\$ -	\$ 68,175	\$ -	\$ -	\$ 68,175
Gas/Electric Ventilation Fans (4)	\$ -	\$ 24,890	\$ -	\$ -	\$ -	\$ 24,890
Lift Bag (1)	\$ -	\$ -	\$ 24,040	\$ -	\$ -	\$ 24,040
Mobile Evidence	\$ -	\$ -	\$ 140,000	\$ -	\$ -	\$ 140,000
Rescue Boat	\$ -	\$ -	\$ -	\$ 55,000	\$ -	\$ 55,000
SCBA Cascade Trailer (1)	\$ -	\$ -	\$ -	\$ 20,900	\$ -	\$ 20,900
Dedicated Parks Fund (405)						
Main Street Trail	\$ -	\$ -	\$ -	\$ 200,000	\$ -	\$ 200,000
Watermark Park	\$ 1,049,000	\$ -	\$ -	\$ -	\$ -	\$ 1,049,000
Municipal State Aid Fund (420)						
49/J Intersection Improvements	\$ 150,000	\$ -	\$ -	\$ -	\$ -	\$ 150,000
County Road J/Centerville Rd Intersection/35 In	\$ -	\$ -	\$ 1,000,000	\$ -	\$ -	\$ 1,000,000
Market Place Dr Realignment	\$ -	\$ 100,000	\$ -	\$ -	\$ -	\$ 100,000
Offer Lake Road Extension	\$ -	\$ 3,500,000	\$ -	\$ -	\$ -	\$ 3,500,000
Other						
2023 Street Reconstruction Project	\$ 96,050	\$ -	\$ -	\$ -	\$ -	\$ 96,050
49/J Intersection Improvements	\$ 902,000	\$ -	\$ -	\$ -	\$ -	\$ 902,000
County Road J/Centerville Rd Intersection/35 In	\$ -	\$ -	\$ 12,000,000	\$ -	\$ -	\$ 12,000,000
Main Street Trail	\$ -	\$ -	\$ -	\$ 1,600,000	\$ -	\$ 1,600,000
Market Place Dr Realignment	\$ -	\$ 575,000	\$ -	\$ -	\$ -	\$ 575,000
Shenandoah Park Surface Water BMP	\$ 100,000	\$ -	\$ -	\$ -	\$ -	\$ 100,000
Trunk Sewer	\$ 800,000	\$ -	\$ -	\$ -	\$ -	\$ 800,000
Pavement Management Fund (421)						
2023 Street Rehabilitation Program	\$ 862,000	\$ -	\$ -	\$ -	\$ -	\$ 862,000
2024 Street Rehabilitation Program	\$ -	\$ 948,000	\$ -	\$ -	\$ -	\$ 948,000
2025 Street Rehabilitation Program	\$ -	\$ -	\$ 1,041,000	\$ -	\$ -	\$ 1,041,000
2026 Street Rehabilitation Program	\$ -	\$ -	\$ -	\$ 1,145,000	\$ -	\$ 1,145,000
2027 Street Rehabilitation Program	\$ -	\$ -	\$ -	\$ -	\$ 1,307,290	\$ 1,307,290
Sewer Fund (602)						
#503 Truck	\$ -	\$ 37,500	\$ -	\$ -	\$ -	\$ 37,500
#505 Truck	\$ -	\$ -	\$ 39,000	\$ -	\$ -	\$ 39,000
#525 Utilities Truck with Crane	\$ -	\$ 75,000	\$ -	\$ -	\$ -	\$ 75,000
#526 Towable Generator	\$ -	\$ 45,000	\$ -	\$ -	\$ -	\$ 45,000
#NEW Vac/Jetter Combo Truck	\$ -	\$ 650,000	\$ -	\$ -	\$ -	\$ 650,000
2023 Sanitary Sewer Lining Project	\$ 75,000	\$ -	\$ -	\$ -	\$ -	\$ 75,000
2023 Street Reconstruction Project	\$ 225,420	\$ -	\$ -	\$ -	\$ -	\$ 225,420

City of Lino Lakes
FY 2023 through FY 2027
Projects by Funding

Project Name	2023	2024	2025	2026	2027	Total
2024 Sanitary Sewer Lining Project	\$ -	\$ 75,000	\$ -	\$ -	\$ -	\$ 75,000
2025 Sanitary Sewer Lining Project	\$ -	\$ -	\$ 75,000	\$ -	\$ -	\$ 75,000
2026 Sanitary Sewer Lining Project	\$ -	\$ -	\$ -	\$ 75,000	\$ -	\$ 75,000
2027 Sanitary Sewer Lining Project	\$ -	\$ -	\$ -	\$ -	\$ 100,000	\$ 100,000
Lift Station #2 - Generator	\$ 35,000	\$ -	\$ -	\$ -	\$ -	\$ 35,000
Lift Station #53 - Generator	\$ -	\$ -	\$ -	\$ 30,000	\$ -	\$ 30,000
Lift Station #8 - Pumps	\$ -	\$ 28,200	\$ -	\$ -	\$ -	\$ 28,200
Lift Station #9 - Pumps	\$ -	\$ -	\$ -	\$ -	\$ 13,000	\$ 13,000
Public Works Facility	\$ -	\$ -	\$ -	\$ 2,000,000	\$ -	\$ 2,000,000
Storm Water Fund (603)						
#252 Street Sweeper	\$ -	\$ -	\$ 305,000	\$ -	\$ -	\$ 305,000
2023 Surface Water Management Project	\$ 200,000	\$ -	\$ -	\$ -	\$ -	\$ 200,000
2024 Surface Water Management Project	\$ -	\$ 220,000	\$ -	\$ -	\$ -	\$ 220,000
2025 Surface Water Management Project	\$ -	\$ -	\$ 220,000	\$ -	\$ -	\$ 220,000
2026 Surface Water Management Project	\$ -	\$ -	\$ -	\$ 220,000	\$ -	\$ 220,000
2027 Surface Water Management Project	\$ -	\$ -	\$ -	\$ -	\$ 220,000	\$ 220,000
Surface Water Management Fund (422)						
2025 Surface Water Quality Project	\$ -	\$ -	\$ 100,000	\$ -	\$ -	\$ 100,000
2027 Surface Water Quality Improvement Project	\$ -	\$ -	\$ -	\$ -	\$ 100,000	\$ 100,000
NE Area Regional Storm Improvements	\$ 2,000,000	\$ -	\$ -	\$ -	\$ -	\$ 2,000,000
NE Wetland Bank Design and Permitting	\$ 90,000	\$ -	\$ -	\$ -	\$ -	\$ 90,000
Offer Lake Road Extension	\$ -	\$ 900,000	\$ -	\$ -	\$ -	\$ 900,000
Shenandoah Park Surface Water BMP	\$ 100,000	\$ -	\$ -	\$ -	\$ -	\$ 100,000
Wetland Bank #3	\$ -	\$ 2,200,000	\$ 430,000	\$ 345,000	\$ 345,000	\$ 3,320,000
Water Fund (601)						
#503 Truck	\$ -	\$ 37,500	\$ -	\$ -	\$ -	\$ 37,500
#505 Truck	\$ -	\$ -	\$ 39,000	\$ -	\$ -	\$ 39,000
#525 Utilities Truck with Crane	\$ -	\$ 75,000	\$ -	\$ -	\$ -	\$ 75,000
#526 Towable Generator	\$ -	\$ 45,000	\$ -	\$ -	\$ -	\$ 45,000
2023 Street Reconstruction Project	\$ 205,600	\$ -	\$ -	\$ -	\$ -	\$ 205,600
2023 Street Rehabilitation Program	\$ 125,000	\$ -	\$ -	\$ -	\$ -	\$ 125,000
2024 Street Rehabilitation Program	\$ -	\$ 130,000	\$ -	\$ -	\$ -	\$ 130,000
2025 Street Rehabilitation Program	\$ -	\$ -	\$ 120,000	\$ -	\$ -	\$ 120,000
2026 Street Rehabilitation Program	\$ -	\$ -	\$ -	\$ 130,000	\$ -	\$ 130,000
Public Works Facility	\$ -	\$ -	\$ -	\$ 2,000,000	\$ -	\$ 2,000,000
Well #2 Pumphouse Revisions	\$ -	\$ 650,000	\$ -	\$ -	\$ -	\$ 650,000
Well #3 Pumphouse Revisions	\$ -	\$ -	\$ 350,000	\$ -	\$ -	\$ 350,000
Well #3 Siding and Landscaping	\$ 40,000	\$ -	\$ -	\$ -	\$ -	\$ 40,000
Well #5 Roof	\$ 12,500	\$ -	\$ -	\$ -	\$ -	\$ 12,500
WTP Trunk Water Upgrade	\$ 208,000	\$ -	\$ -	\$ -	\$ -	\$ 208,000
Total	\$ 15,905,400	\$ 38,589,390	\$ 24,051,015	\$ 16,578,800	\$ 11,956,290	\$ 107,080,895

City of Lino Lakes
FY 2023 through FY 2027
Projects by Program

Project Name	2023	2024	2025	2026	2027	Total
Citywide						
#117 Tractor	\$ -	\$ -	\$ 125,000	\$ -	\$ -	\$ 125,000
#119 Tractor	\$ 20,000	\$ -	\$ -	\$ -	\$ -	\$ 20,000
#135 Tractor	\$ -	\$ 35,000	\$ -	\$ -	\$ -	\$ 35,000
#140 Tractor	\$ -	\$ -	\$ -	\$ 128,000	\$ -	\$ 128,000
#142 Chipper	\$ -	\$ 109,000	\$ -	\$ -	\$ -	\$ 109,000
#200 Plow Truck	\$ 305,000	\$ -	\$ -	\$ -	\$ -	\$ 305,000
#214 Truck	\$ 87,000	\$ -	\$ -	\$ -	\$ -	\$ 87,000
#215 Plow Truck	\$ -	\$ -	\$ -	\$ 345,000	\$ -	\$ 345,000
#218 Plow Truck	\$ -	\$ -	\$ -	\$ -	\$ 358,000	\$ 358,000
#225 Truck	\$ -	\$ -	\$ -	\$ 125,000	\$ -	\$ 125,000
#239 Bucket Truck	\$ -	\$ -	\$ 180,000	\$ -	\$ -	\$ 180,000
#251 Backhoe	\$ -	\$ -	\$ 160,000	\$ -	\$ -	\$ 160,000
#252 Street Sweeper	\$ -	\$ -	\$ 305,000	\$ -	\$ -	\$ 305,000
#255 Truck	\$ -	\$ -	\$ -	\$ -	\$ 169,000	\$ 169,000
#256 Truck - Asphalt Hotbox	\$ -	\$ -	\$ -	\$ -	\$ 159,000	\$ 159,000
#259 Truck	\$ -	\$ -	\$ 65,000	\$ -	\$ -	\$ 65,000
#263 Truck	\$ -	\$ -	\$ -	\$ -	\$ 159,000	\$ 159,000
#301 Unmarked Admin Vehicle	\$ -	\$ 51,500	\$ -	\$ -	\$ -	\$ 51,500
#302 Marked Patrol Vehicle	\$ 60,610	\$ -	\$ -	\$ -	\$ -	\$ 60,610
#303 Marked Patrol Vehicle	\$ 60,610	\$ -	\$ -	\$ -	\$ -	\$ 60,610
#304 Marked Patrol Vehicle	\$ -	\$ 62,900	\$ -	\$ -	\$ -	\$ 62,900
#306 Investigation Vehicle	\$ -	\$ -	\$ 53,500	\$ -	\$ -	\$ 53,500
#307 Investigation Vehicle	\$ -	\$ -	\$ 53,500	\$ -	\$ -	\$ 53,500
#308 CSO Vehicle	\$ -	\$ 54,000	\$ -	\$ -	\$ -	\$ 54,000
#309 Investigation Vehicle	\$ -	\$ -	\$ -	\$ 55,100	\$ -	\$ 55,100
#311 Investigation Vehicle	\$ -	\$ -	\$ 53,500	\$ -	\$ -	\$ 53,500
#314 Marked Patrol Vehicle - Canine	\$ -	\$ 63,000	\$ -	\$ -	\$ -	\$ 63,000
#315 Marked Patrol Vehicle	\$ -	\$ 62,900	\$ -	\$ -	\$ -	\$ 62,900
#316 Marked Patrol Vehicle	\$ -	\$ -	\$ 65,800	\$ -	\$ -	\$ 65,800
#318 Marked Patrol Vehicle	\$ -	\$ -	\$ -	\$ 66,700	\$ -	\$ 66,700
#319 Marked Patrol Vehicle	\$ -	\$ -	\$ -	\$ 66,700	\$ -	\$ 66,700
#320 Marked Patrol Vehicle	\$ -	\$ -	\$ -	\$ 66,700	\$ -	\$ 66,700
#382 Marked Patrol Vehicle	\$ 60,610	\$ -	\$ -	\$ -	\$ -	\$ 60,610
#397 Unmarked Admin Vehicle	\$ 51,000	\$ -	\$ -	\$ -	\$ -	\$ 51,000
#398 Unmarked Admin Vehicle	\$ -	\$ 51,500	\$ -	\$ -	\$ -	\$ 51,500
#3X1 Marked Patrol Vehicle	\$ -	\$ -	\$ -	\$ -	\$ 70,000	\$ 70,000
#3X2 Marked Patrol Vehicle	\$ -	\$ -	\$ -	\$ -	\$ 70,000	\$ 70,000
#3X3 Marked Patrol Vehicle	\$ -	\$ -	\$ -	\$ -	\$ 70,000	\$ 70,000
#403 Truck	\$ -	\$ 103,000	\$ -	\$ -	\$ -	\$ 103,000
#405 Lawn Mower	\$ 17,000	\$ -	\$ -	\$ -	\$ -	\$ 17,000
#409 Lawn Mower Pull Behind	\$ -	\$ -	\$ -	\$ -	\$ 25,000	\$ 25,000
#412 Truck	\$ -	\$ -	\$ -	\$ -	\$ 72,000	\$ 72,000
#414 Bobcat Tool Cat	\$ -	\$ 62,000	\$ -	\$ -	\$ -	\$ 62,000
#415 Lawn Mower	\$ -	\$ -	\$ 18,500	\$ -	\$ -	\$ 18,500
#503 Truck	\$ -	\$ 75,000	\$ -	\$ -	\$ -	\$ 75,000
#505 Truck	\$ -	\$ -	\$ 78,000	\$ -	\$ -	\$ 78,000
#525 Utilities Truck with Crane	\$ -	\$ 150,000	\$ -	\$ -	\$ -	\$ 150,000
#526 Towable Generator	\$ -	\$ 90,000	\$ -	\$ -	\$ -	\$ 90,000
#623 Fire Vehicle	\$ -	\$ -	\$ -	\$ 66,700	\$ -	\$ 66,700
#702 Trailer	\$ -	\$ 12,000	\$ -	\$ -	\$ -	\$ 12,000
#803 Environmental Vehicle	\$ -	\$ -	\$ -	\$ 55,000	\$ -	\$ 55,000
#804 Building Inspection Vehicle	\$ -	\$ -	\$ -	\$ 33,000	\$ -	\$ 33,000
#805 Building Inspection Vehicle	\$ -	\$ -	\$ -	\$ -	\$ 32,000	\$ 32,000
#NEW Plow Truck	\$ -	\$ 318,000	\$ -	\$ -	\$ -	\$ 318,000
#NEW Vac/Jetter Combo Truck	\$ -	\$ 650,000	\$ -	\$ -	\$ -	\$ 650,000
#T1 Fire Truck	\$ 1,157,130	\$ -	\$ -	\$ -	\$ -	\$ 1,157,130
#T2 Fire Truck	\$ 1,104,870	\$ -	\$ -	\$ -	\$ -	\$ 1,104,870

City of Lino Lakes
FY 2023 through FY 2027
Projects by Program

Project Name	2023	2024	2025	2026	2027	Total
Balance Air Handlers	\$ 25,000	\$ -	\$ -	\$ -	\$ -	\$ 25,000
Electric Man Lift	\$ -	\$ 15,000	\$ -	\$ -	\$ -	\$ 15,000
Extraction Sets (2)	\$ -	\$ -	\$ 68,175	\$ -	\$ -	\$ 68,175
Gas/Electric Ventilation Fans (4)	\$ -	\$ 24,890	\$ -	\$ -	\$ -	\$ 24,890
Generator - Fire Station 1	\$ -	\$ -	\$ 75,000	\$ -	\$ -	\$ 75,000
Lift Bag (1)	\$ -	\$ -	\$ 24,040	\$ -	\$ -	\$ 24,040
Lift Station #2 - Generator	\$ 35,000	\$ -	\$ -	\$ -	\$ -	\$ 35,000
Lift Station #53 - Generator	\$ -	\$ -	\$ -	\$ 30,000	\$ -	\$ 30,000
Lift Station #8 - Pumps	\$ -	\$ 28,200	\$ -	\$ -	\$ -	\$ 28,200
Lift Station #9 - Pumps	\$ -	\$ -	\$ -	\$ -	\$ 13,000	\$ 13,000
Mobile Evidence	\$ -	\$ -	\$ 140,000	\$ -	\$ -	\$ 140,000
Public Works Facility	\$ 350,000	\$ -	\$ -	\$ 11,250,000	\$ -	\$ 11,600,000
Rescue Boat	\$ -	\$ -	\$ -	\$ 55,000	\$ -	\$ 55,000
SCBA Cascade Trailer (1)	\$ -	\$ -	\$ -	\$ 20,900	\$ -	\$ 20,900
Watermark Park	\$ 1,049,000	\$ -	\$ -	\$ -	\$ -	\$ 1,049,000
Well #3 Siding and Landscaping	\$ 40,000	\$ -	\$ -	\$ -	\$ -	\$ 40,000
Well #5 Roof	\$ 12,500	\$ -	\$ -	\$ -	\$ -	\$ 12,500
Community Development						
2023 Sanitary Sewer Lining Project	\$ 75,000	\$ -	\$ -	\$ -	\$ -	\$ 75,000
2023 Street Reconstruction Project	\$ 940,070	\$ -	\$ -	\$ -	\$ -	\$ 940,070
2023 Street Rehabilitation Program	\$ 987,000	\$ -	\$ -	\$ -	\$ -	\$ 987,000
2023 Surface Water Management Project	\$ 200,000	\$ -	\$ -	\$ -	\$ -	\$ 200,000
2024 Sanitary Sewer Lining Project	\$ -	\$ 75,000	\$ -	\$ -	\$ -	\$ 75,000
2024 Street Reconstruction	\$ -	\$ 4,400,000	\$ -	\$ -	\$ -	\$ 4,400,000
2024 Street Rehabilitation Program	\$ -	\$ 1,078,000	\$ -	\$ -	\$ -	\$ 1,078,000
2024 Surface Water Management Project	\$ -	\$ 220,000	\$ -	\$ -	\$ -	\$ 220,000
2025 Sanitary Sewer Lining Project	\$ -	\$ -	\$ 75,000	\$ -	\$ -	\$ 75,000
2025 Street Rehabilitation Program	\$ -	\$ -	\$ 1,161,000	\$ -	\$ -	\$ 1,161,000
2025 Surface Water Management Project	\$ -	\$ -	\$ 220,000	\$ -	\$ -	\$ 220,000
2025 Surface Water Quality Project	\$ -	\$ -	\$ 100,000	\$ -	\$ -	\$ 100,000
2026 Sanitary Sewer Lining Project	\$ -	\$ -	\$ -	\$ 75,000	\$ -	\$ 75,000
2026 Street Rehabilitation Program	\$ -	\$ -	\$ -	\$ 1,275,000	\$ -	\$ 1,275,000
2026 Surface Water Management Project	\$ -	\$ -	\$ -	\$ 220,000	\$ -	\$ 220,000
2027 Sanitary Sewer Lining Project	\$ -	\$ -	\$ -	\$ -	\$ 100,000	\$ 100,000
2027 Street Reconstruction Project	\$ -	\$ -	\$ -	\$ -	\$ 4,300,000	\$ 4,300,000
2027 Street Rehabilitation Program	\$ -	\$ -	\$ -	\$ -	\$ 1,307,290	\$ 1,307,290
2027 Surface Water Management Project	\$ -	\$ -	\$ -	\$ -	\$ 220,000	\$ 220,000
2027 Surface Water Quality Improvement Project	\$ -	\$ -	\$ -	\$ -	\$ 100,000	\$ 100,000
49/J Intersection Improvements	\$ 4,052,000	\$ -	\$ -	\$ -	\$ -	\$ 4,052,000
County Road J/Centerville Rd Intersection/35 Int	\$ -	\$ -	\$ 20,250,000	\$ -	\$ -	\$ 20,250,000
Lake Drive Trunk Watermain	\$ 200,000	\$ -	\$ -	\$ -	\$ 627,000	\$ 827,000
Lift Station #10 Upgrade	\$ -	\$ 73,500	\$ -	\$ -	\$ -	\$ 73,500
Lift Station and Forcemain	\$ -	\$ 300,000	\$ -	\$ -	\$ -	\$ 300,000
Main Street Trail	\$ -	\$ -	\$ -	\$ 2,000,000	\$ -	\$ 2,000,000
Market Place Dr Realignment	\$ -	\$ 675,000	\$ -	\$ -	\$ -	\$ 675,000
NE Area Regional Storm Improvements	\$ 2,000,000	\$ -	\$ -	\$ -	\$ -	\$ 2,000,000
NE Wetland Bank Design and Permitting	\$ 90,000	\$ -	\$ -	\$ -	\$ -	\$ 90,000
Offer Lake Road Extension	\$ -	\$ 5,900,000	\$ -	\$ -	\$ -	\$ 5,900,000
Sewer District 3H Trunk Improvements	\$ 368,000	\$ -	\$ -	\$ -	\$ -	\$ 368,000
Shenandoah Park Surface Water BMP	\$ 200,000	\$ -	\$ -	\$ -	\$ -	\$ 200,000
Trunk Sewer	\$ 1,050,000	\$ -	\$ -	\$ -	\$ -	\$ 1,050,000
Water Treatment Plant #1	\$ -	\$ 21,000,000	\$ -	\$ -	\$ -	\$ 21,000,000
Well #2 Pumphouse Revisions	\$ -	\$ 650,000	\$ -	\$ -	\$ -	\$ 650,000
Well #3 Pumphouse Revisions	\$ -	\$ -	\$ 350,000	\$ -	\$ -	\$ 350,000
Well #7	\$ 1,100,000	\$ -	\$ -	\$ -	\$ -	\$ 1,100,000
Well #7 Raw Watermain to WTF	\$ -	\$ -	\$ -	\$ 300,000	\$ -	\$ 300,000
West Side Relief Sewer to Lakeview Dr and sewe	\$ -	\$ -	\$ -	\$ -	\$ 3,760,000	\$ 3,760,000
Wetland Bank #3	\$ -	\$ 2,200,000	\$ 430,000	\$ 345,000	\$ 345,000	\$ 3,320,000

City of Lino Lakes

FY 2023 through FY 2027

Projects by Program

Project Name	2023	2024	2025	2026	2027	Total
WTP Trunk Water Upgrade	\$ 208,000	\$ -	\$ -	\$ -	\$ -	208,000
Total	\$ 15,905,400	\$ 38,589,390	\$ 24,051,015	\$ 16,578,800	\$ 11,956,290	\$ 107,080,895

City of Lino Lakes
 FY 2023 through FY 2027
 Projects by Type

Project Name	2023	2024	2025	2026	2027	Total
Buildings						
Balance Air Handlers	\$ 25,000	\$ -	\$ -	\$ -	\$ -	\$ 25,000
Public Works Facility	\$ 350,000	\$ -	\$ -	\$ 11,250,000	\$ -	\$ 11,600,000
Water Treatment Plant #1	\$ -	\$ 21,000,000	\$ -	\$ -	\$ -	\$ 21,000,000
Well #3 Siding and Landscaping	\$ 40,000	\$ -	\$ -	\$ -	\$ -	\$ 40,000
Land						
Watermark Park	\$ 1,049,000	\$ -	\$ -	\$ -	\$ -	\$ 1,049,000
Machinery and Shop Equipment						
#117 Tractor	\$ -	\$ -	\$ 125,000	\$ -	\$ -	\$ 125,000
#119 Tractor	\$ 20,000	\$ -	\$ -	\$ -	\$ -	\$ 20,000
#135 Tractor	\$ -	\$ 35,000	\$ -	\$ -	\$ -	\$ 35,000
#140 Tractor	\$ -	\$ -	\$ -	\$ 128,000	\$ -	\$ 128,000
#142 Chipper	\$ -	\$ 109,000	\$ -	\$ -	\$ -	\$ 109,000
#251 Backhoe	\$ -	\$ -	\$ 160,000	\$ -	\$ -	\$ 160,000
#252 Street Sweeper	\$ -	\$ -	\$ 305,000	\$ -	\$ -	\$ 305,000
#405 Lawn Mower	\$ 17,000	\$ -	\$ -	\$ -	\$ -	\$ 17,000
#409 Lawn Mower Pull Behind	\$ -	\$ -	\$ -	\$ -	\$ 25,000	\$ 25,000
#415 Lawn Mower	\$ -	\$ -	\$ 18,500	\$ -	\$ -	\$ 18,500
#526 Towable Generator	\$ -	\$ 90,000	\$ -	\$ -	\$ -	\$ 90,000
#702 Trailer	\$ -	\$ 12,000	\$ -	\$ -	\$ -	\$ 12,000
Electric Man Lift	\$ -	\$ 15,000	\$ -	\$ -	\$ -	\$ 15,000
Lift Station #2 - Generator	\$ 35,000	\$ -	\$ -	\$ -	\$ -	\$ 35,000
Lift Station #53 - Generator	\$ -	\$ -	\$ -	\$ 30,000	\$ -	\$ 30,000
Other Equipment						
#414 Bobcat Tool Cat	\$ -	\$ 62,000	\$ -	\$ -	\$ -	\$ 62,000
#T1 Fire Truck	\$ 1,157,130	\$ -	\$ -	\$ -	\$ -	\$ 1,157,130
#T2 Fire Truck	\$ 1,104,870	\$ -	\$ -	\$ -	\$ -	\$ 1,104,870
Extrication Sets (2)	\$ -	\$ -	\$ 68,175	\$ -	\$ -	\$ 68,175
Gas/Electric Ventilation Fans (4)	\$ -	\$ 24,890	\$ -	\$ -	\$ -	\$ 24,890
Generator - Fire Station 1	\$ -	\$ -	\$ 75,000	\$ -	\$ -	\$ 75,000
Lift Bag (1)	\$ -	\$ -	\$ 24,040	\$ -	\$ -	\$ 24,040
Mobile Evidence	\$ -	\$ -	\$ 140,000	\$ -	\$ -	\$ 140,000
Rescue Boat	\$ -	\$ -	\$ -	\$ 55,000	\$ -	\$ 55,000
SCBA Cascade Trailer (1)	\$ -	\$ -	\$ -	\$ 20,900	\$ -	\$ 20,900
Streets						
2023 Street Reconstruction Project	\$ 940,070	\$ -	\$ -	\$ -	\$ -	\$ 940,070
2023 Street Rehabilitation Program	\$ 987,000	\$ -	\$ -	\$ -	\$ -	\$ 987,000
2024 Street Reconstruction	\$ -	\$ 4,400,000	\$ -	\$ -	\$ -	\$ 4,400,000
2024 Street Rehabilitation Program	\$ -	\$ 1,078,000	\$ -	\$ -	\$ -	\$ 1,078,000
2025 Street Rehabilitation Program	\$ -	\$ -	\$ 1,161,000	\$ -	\$ -	\$ 1,161,000
2026 Street Rehabilitation Program	\$ -	\$ -	\$ -	\$ 1,275,000	\$ -	\$ 1,275,000
2027 Street Reconstruction Project	\$ -	\$ -	\$ -	\$ -	\$ 4,300,000	\$ 4,300,000
2027 Street Rehabilitation Program	\$ -	\$ -	\$ -	\$ -	\$ 1,307,290	\$ 1,307,290
49/J Intersection Improvements	\$ 4,052,000	\$ -	\$ -	\$ -	\$ -	\$ 4,052,000
County Road J/Centerville Rd Intersection/35 Int	\$ -	\$ -	\$ 20,250,000	\$ -	\$ -	\$ 20,250,000
Market Place Dr Realignment	\$ -	\$ 675,000	\$ -	\$ -	\$ -	\$ 675,000
Otter Lake Road Extension	\$ -	\$ 5,900,000	\$ -	\$ -	\$ -	\$ 5,900,000
Trail						
Main Street Trail	\$ -	\$ -	\$ -	\$ 2,000,000	\$ -	\$ 2,000,000
Utility Rehab						
2023 Sanitary Sewer Lining Project	\$ 75,000	\$ -	\$ -	\$ -	\$ -	\$ 75,000
2023 Surface Water Management Project	\$ 200,000	\$ -	\$ -	\$ -	\$ -	\$ 200,000
2024 Sanitary Sewer Lining Project	\$ -	\$ 75,000	\$ -	\$ -	\$ -	\$ 75,000
2024 Surface Water Management Project	\$ -	\$ 220,000	\$ -	\$ -	\$ -	\$ 220,000
2025 Sanitary Sewer Lining Project	\$ -	\$ -	\$ 75,000	\$ -	\$ -	\$ 75,000
2025 Surface Water Management Project	\$ -	\$ -	\$ 220,000	\$ -	\$ -	\$ 220,000
2026 Sanitary Sewer Lining Project	\$ -	\$ -	\$ -	\$ 75,000	\$ -	\$ 75,000
2026 Surface Water Management Project	\$ -	\$ -	\$ -	\$ 220,000	\$ -	\$ 220,000

City of Lino Lakes
FY 2023 through FY 2027
Projects by Type

Project Name	2023	2024	2025	2026	2027	Total
2027 Sanitary Sewer Lining Project	\$ -	\$ -	\$ -	\$ -	\$ 100,000	\$ 100,000
2027 Surface Water Management Project	\$ -	\$ -	\$ -	\$ -	\$ 220,000	\$ 220,000
Lift Station #8 - Pumps	\$ -	\$ 28,200	\$ -	\$ -	\$ -	\$ 28,200
Lift Station #9 - Pumps	\$ -	\$ -	\$ -	\$ -	\$ 13,000	\$ 13,000
Well #2 Pumphouse Revisions	\$ -	\$ 650,000	\$ -	\$ -	\$ -	\$ 650,000
Well #3 Pumphouse Revisions	\$ -	\$ -	\$ 350,000	\$ -	\$ -	\$ 350,000
Well #5 Roof	\$ 12,500	\$ -	\$ -	\$ -	\$ -	\$ 12,500
WTP Trunk Water Upgrade	\$ 208,000	\$ -	\$ -	\$ -	\$ -	\$ 208,000
Utility Trunk						
2025 Surface Water Quality Project	\$ -	\$ -	\$ 100,000	\$ -	\$ -	\$ 100,000
2027 Surface Water Quality Improvement Project	\$ -	\$ -	\$ -	\$ -	\$ 100,000	\$ 100,000
Lake Drive Trunk Watermain	\$ 200,000	\$ -	\$ -	\$ -	\$ 627,000	\$ 827,000
Lift Station #10 Upgrade	\$ -	\$ 73,500	\$ -	\$ -	\$ -	\$ 73,500
Lift Station and Forcemain	\$ -	\$ 300,000	\$ -	\$ -	\$ -	\$ 300,000
NE Area Regional Storm Improvements	\$ 2,000,000	\$ -	\$ -	\$ -	\$ -	\$ 2,000,000
NE Wetland Bank Design and Permitting	\$ 90,000	\$ -	\$ -	\$ -	\$ -	\$ 90,000
Sewer District 3H Trunk Improvements	\$ 368,000	\$ -	\$ -	\$ -	\$ -	\$ 368,000
Shenandoah Park Surface Water BMP	\$ 200,000	\$ -	\$ -	\$ -	\$ -	\$ 200,000
Trunk Sewer	\$ 1,050,000	\$ -	\$ -	\$ -	\$ -	\$ 1,050,000
Well #7	\$ 1,100,000	\$ -	\$ -	\$ -	\$ -	\$ 1,100,000
Well #7 Raw Watermain to WTF	\$ -	\$ -	\$ -	\$ 300,000	\$ -	\$ 300,000
West Side Relief Sewer to Lakeview Dr and sewer	\$ -	\$ -	\$ -	\$ -	\$ 3,760,000	\$ 3,760,000
Wetland Bank #3	\$ -	\$ 2,200,000	\$ 430,000	\$ 345,000	\$ 345,000	\$ 3,320,000
Vehicles						
#200 Plow Truck	\$ 305,000	\$ -	\$ -	\$ -	\$ -	\$ 305,000
#214 Truck	\$ 87,000	\$ -	\$ -	\$ -	\$ -	\$ 87,000
#215 Plow Truck	\$ -	\$ -	\$ -	\$ 345,000	\$ -	\$ 345,000
#218 Plow Truck	\$ -	\$ -	\$ -	\$ -	\$ 358,000	\$ 358,000
#225 Truck	\$ -	\$ -	\$ -	\$ 125,000	\$ -	\$ 125,000
#239 Bucket Truck	\$ -	\$ -	\$ 180,000	\$ -	\$ -	\$ 180,000
#255 Truck	\$ -	\$ -	\$ -	\$ -	\$ 169,000	\$ 169,000
#256 Truck - Asphalt Hotbox	\$ -	\$ -	\$ -	\$ -	\$ 159,000	\$ 159,000
#259 Truck	\$ -	\$ -	\$ 65,000	\$ -	\$ -	\$ 65,000
#263 Truck	\$ -	\$ -	\$ -	\$ -	\$ 159,000	\$ 159,000
#301 Unmarked Admin Vehicle	\$ -	\$ 51,500	\$ -	\$ -	\$ -	\$ 51,500
#302 Marked Patrol Vehicle	\$ 60,610	\$ -	\$ -	\$ -	\$ -	\$ 60,610
#303 Marked Patrol Vehicle	\$ 60,610	\$ -	\$ -	\$ -	\$ -	\$ 60,610
#304 Marked Patrol Vehicle	\$ -	\$ 62,900	\$ -	\$ -	\$ -	\$ 62,900
#306 Investigation Vehicle	\$ -	\$ -	\$ 53,500	\$ -	\$ -	\$ 53,500
#307 Investigation Vehicle	\$ -	\$ -	\$ 53,500	\$ -	\$ -	\$ 53,500
#308 CSO Vehicle	\$ -	\$ 54,000	\$ -	\$ -	\$ -	\$ 54,000
#309 Investigation Vehicle	\$ -	\$ -	\$ -	\$ 55,100	\$ -	\$ 55,100
#311 Investigation Vehicle	\$ -	\$ -	\$ 53,500	\$ -	\$ -	\$ 53,500
#314 Marked Patrol Vehicle - Canine	\$ -	\$ 63,000	\$ -	\$ -	\$ -	\$ 63,000
#315 Marked Patrol Vehicle	\$ -	\$ 62,900	\$ -	\$ -	\$ -	\$ 62,900
#316 Marked Patrol Vehicle	\$ -	\$ -	\$ 65,800	\$ -	\$ -	\$ 65,800
#318 Marked Patrol Vehicle	\$ -	\$ -	\$ -	\$ 66,700	\$ -	\$ 66,700
#319 Marked Patrol Vehicle	\$ -	\$ -	\$ -	\$ 66,700	\$ -	\$ 66,700
#320 Marked Patrol Vehicle	\$ -	\$ -	\$ -	\$ 66,700	\$ -	\$ 66,700
#382 Marked Patrol Vehicle	\$ 60,610	\$ -	\$ -	\$ -	\$ -	\$ 60,610
#397 Unmarked Admin Vehicle	\$ 51,000	\$ -	\$ -	\$ -	\$ -	\$ 51,000
#398 Unmarked Admin Vehicle	\$ -	\$ 51,500	\$ -	\$ -	\$ -	\$ 51,500
#3X1 Marked Patrol Vehicle	\$ -	\$ -	\$ -	\$ -	\$ 70,000	\$ 70,000
#3X2 Marked Patrol Vehicle	\$ -	\$ -	\$ -	\$ -	\$ 70,000	\$ 70,000
#3X3 Marked Patrol Vehicle	\$ -	\$ -	\$ -	\$ -	\$ 70,000	\$ 70,000
#403 Truck	\$ -	\$ 103,000	\$ -	\$ -	\$ -	\$ 103,000
#412 Truck	\$ -	\$ -	\$ -	\$ -	\$ 72,000	\$ 72,000
#503 Truck	\$ -	\$ 75,000	\$ -	\$ -	\$ -	\$ 75,000

City of Lino Lakes

FY 2023 through FY 2027

Projects by Type

Project Name	2023	2024	2025	2026	2027	Total
#505 Truck	\$ -	\$ -	\$ 78,000	\$ -	\$ -	\$ 78,000
#525 Utilities Truck with Crane	\$ -	\$ 150,000	\$ -	\$ -	\$ -	\$ 150,000
#623 Fire Vehicle	\$ -	\$ -	\$ -	\$ 66,700	\$ -	\$ 66,700
#803 Environmental Vehicle	\$ -	\$ -	\$ -	\$ 55,000	\$ -	\$ 55,000
#804 Building Inspection Vehicle	\$ -	\$ -	\$ -	\$ 33,000	\$ -	\$ 33,000
#805 Building Inspection Vehicle	\$ -	\$ -	\$ -	\$ -	\$ 32,000	\$ 32,000
#NEW Plow Truck	\$ -	\$ 318,000	\$ -	\$ -	\$ -	\$ 318,000
#NEW Vac/Jetter Combo Truck	\$ -	\$ 650,000	\$ -	\$ -	\$ -	\$ 650,000
Total	\$ 15,905,400	\$ 38,589,390	\$ 24,051,015	\$ 16,578,800	\$ 11,956,290	\$ 107,080,895

APPENDIX A

Project Detail



Capital Improvement Project 2023 through 2027

PROJECT # CW-96

PROJECT NAME: Balance Air Handlers

Project Year:	2023
Department:	Government Buildings
Program:	Citywide
Project Type:	Buildings
Useful Life (Years):	40
Contact Person:	Public Services Director



Project Description:

Air and duct work needs to be balanced to provide equal air flow and heat throughout the Civic Complex to heat and cool evenly.

Project Justification:

Since updating to electronic thermostats (previously pneumatic) the dampers need to be balanced.

Funding Sources	FY2023	FY2024	FY2025	FY2026	FY2027	Total
Building and Facilities Fund (401)	\$25,000	\$0	\$0	\$0	\$0	\$25,000
Total	\$25,000	\$0	\$0	\$0	\$0	\$25,000

Expenditures	FY2023	FY2024	FY2025	FY2026	FY2027	Total
Capital Equipment	\$25,000	\$0	\$0	\$0	\$0	\$25,000
Total	25,000	\$0	\$0	\$0	\$0	\$25,000

Capital Improvement Project 2023 through 2027

PROJECT # CW-192

PROJECT NAME: Well #3 Siding and Landscaping

Project Year:	2023
Department:	Water
Program:	Citywide
Project Type:	Buildings
Useful Life (Years):	30
Contact Person:	Public Services Director



Project Description:

Reside building with hardy board siding. Replace gutters, soffit and fascia. Landscaping around building.

Project Justification:

Building has hail damage and gutters do not drain and create ice dams. Original siding.

Funding Sources	FY2023	FY2024	FY2025	FY2026	FY2027	Total
Water Fund (601)	\$40,000	\$0	\$0	\$0	\$0	\$40,000
Total	\$40,000	\$0	\$0	\$0	\$0	\$40,000

Expenditures	FY2023	FY2024	FY2025	FY2026	FY2027	Total
Infrastructure	\$40,000	\$0	\$0	\$0	\$0	\$40,000
Total	40,000	\$0	\$0	\$0	\$0	\$40,000

Capital Improvement Project 2023 through 2027

PROJECT # CD-73

PROJECT NAME: Water Treatment Plant #1

Project Year:	2024
Department:	Water
Program:	Community Development
Project Type:	Buildings
Useful Life (Years):	40
Contact Person:	Community Development Director



Project Description:

Construction of water treatment plant facility includes raw watermain from wells 1, 3 , 5, and 6.

Project Justification:

Manganese levels in 4 of 6 existing wells exceed MDH recommended levels.

Funding Sources	FY2023	FY2024	FY2025	FY2026	FY2027	Total
Area & Unit Trunk Fund (406)	\$0	\$21,000,000	\$0	\$0	\$0	\$21,000,000
Total	\$0	\$21,000,000	\$0	\$0	\$0	\$21,000,000

Expenditures	FY2023	FY2024	FY2025	FY2026	FY2027	Total
Infrastructure	\$0	\$21,000,000	\$0	\$0	\$0	\$21,000,000
Total	0	\$21,000,000	\$0	\$0	\$0	\$21,000,000

Capital Improvement Project 2023 through 2027

PROJECT # CW-225

PROJECT NAME: Public Works Facility

Project Year:	2026
Department:	Government Buildings
Program:	Citywide
Project Type:	Buildings
Useful Life (Years):	40
Contact Person:	Public Services Director



Project Description:

Construct new Public Works Facility

Project Justification:

The existing facility was constructed in 1971 and does not meet current standards for codes, safety, facility maintenance and vehicle storage needs.

Funding Sources	FY2023	FY2024	FY2025	FY2026	FY2027	Total
Area & Unit Trunk Fund (406)	\$0	\$0	\$0	\$2,000,000	\$0	\$2,000,000
Building and Facilities Fund (401)	\$350,000	\$0	\$0	\$5,250,000	\$0	\$5,600,000
Sewer Fund (602)	\$0	\$0	\$0	\$2,000,000	\$0	\$2,000,000
Water Fund (601)	\$0	\$0	\$0	\$2,000,000	\$0	\$2,000,000
Total	\$350,000	\$0	\$0	\$11,250,000	\$0	\$11,600,000

Expenditures	FY2023	FY2024	FY2025	FY2026	FY2027	Total
Facility Construction	\$350,000	\$0	\$0	\$11,250,000	\$0	\$11,600,000
Total	350,000	\$0	\$0	\$11,250,000	\$0	\$11,600,000

Capital Improvement Project 2023 through 2027

PROJECT # CW-228

PROJECT NAME: Watermark Park

Project Year:	2023
Department:	Parks
Program:	Citywide
Project Type:	Land
Useful Life (Years):	20
Contact Person:	Public Services Director



Project Description:

Development of Watermark Park per the approved master plan.

Project Justification:

Neighborhood park development.

Funding Sources	FY2023	FY2024	FY2025	FY2026	FY2027	Total
Dedicated Parks Fund (405)	\$1,049,000	\$0	\$0	\$0	\$0	\$1,049,000
Total	\$1,049,000	\$0	\$0	\$0	\$0	\$1,049,000

Expenditures	FY2023	FY2024	FY2025	FY2026	FY2027	Total
Infrastructure	\$1,049,000	\$0	\$0	\$0	\$0	\$1,049,000
Total	1,049,000	\$0	\$0	\$0	\$0	\$1,049,000

Capital Improvement Project 2023 through 2027

PROJECT # CW-59

PROJECT NAME: #119 Tractor

Project Year:	2023
Department:	Parks
Program:	Citywide
Project Type:	Machinery and Shop Equipment
Useful Life (Years):	10
Contact Person:	Public Services Director



Project Description:

2001 John Deere LV4100 Tractor

Project Justification:

Tractor #119 a 2001 JD LV4100 tractor is used in ballfield maintenance, dragging fields, setting field lines, spreading material, and seeding and fertilizing fields.

Tractor replacement would be a tractor of similar size, power, and capabilities.

Purchased in 2001 with 2200 hours of use the tractor has met its useful life of 10 years and is in need of replacement.

Funding Sources	FY2023	FY2024	FY2025	FY2026	FY2027	Total
Capital Equipment Revolving Fund (402)	\$20,000	\$0	\$0	\$0	\$0	\$20,000
Total	\$20,000	\$0	\$0	\$0	\$0	\$20,000

Expenditures	FY2023	FY2024	FY2025	FY2026	FY2027	Total
Capital Equipment	\$20,000	\$0	\$0	\$0	\$0	\$20,000
Total	20,000	\$0	\$0	\$0	\$0	\$20,000

Capital Improvement Project 2023 through 2027

PROJECT # CW-26

PROJECT NAME: #405 Lawn Mower

Project Year:	2023
Department:	Parks
Program:	Citywide
Project Type:	Machinery and Shop Equipment
Useful Life (Years):	10
Contact Person:	Public Services Director



Project Description:

Ferris Zero Turn Mower

Project Justification:

Mower #405 with 1100 hours of operation in mowing and trim mowing city parks is experiencing more repairs. Bents, bearings, electrical, and clutch repairs and replacements are some of the recent issues with the mower resulting in parks not getting mowed on schedule. Replacement of 2015 Ferris Zero Turn Mower is recommended in 2023 due to unreliability and wear and tear of the equipment.

Funding Sources	FY2023	FY2024	FY2025	FY2026	FY2027	Total
Capital Equipment Revolving Fund (402)	\$17,000	\$0	\$	\$0	\$0	\$17,000
Total	\$17,000	\$0	\$0	\$0	\$0	\$17,000

Expenditures	FY2023	FY2024	FY2025	FY2026	FY2027	Total
Capital Equipment	\$17,000	\$0	\$	\$0	\$0	\$17,000
Total	17,000	\$0	\$0	\$0	\$0	\$17,000

Capital Improvement Project 2023 through 2027

PROJECT # CW-83

PROJECT NAME: Lift Station #2 - Generator

Project Year:	2023
Department:	Sewer
Program:	Citywide
Project Type:	Machinery and Shop Equipment
Useful Life (Years):	20
Contact Person:	Public Services Director



Project Description:

Generac MA12

Project Justification:

Generator was purchased used. The generator is becoming unable to provide the power needed during an outage to run the station and pumps. Many parts have been replace in attempts to keep this generator going until replacement.

Funding Sources	FY2023	FY2024	FY2025	FY2026	FY2027	Total
Sewer Fund (602)	\$35,000	\$0	\$0	\$0	\$0	\$35,000
Total	\$35,000	\$0	\$0	\$0	\$0	\$35,000

Expenditures	FY2023	FY2024	FY2025	FY2026	FY2027	Total
Capital Equipment	\$35,000	\$0	\$0	\$0	\$0	\$35,000
Total	35,000	\$0	\$0	\$0	\$0	\$35,000

Capital Improvement Project 2023 through 2027

PROJECT # CW-60

PROJECT NAME: #135 Tractor

Project Year:	2024
Department:	Parks
Program:	Citywide
Project Type:	Machinery and Shop Equipment
Useful Life (Years):	10
Contact Person:	Public Services Director



Project Description:

2004 John Deere 4710 Tractor

Project Justification:

Purchased in 2004 and now with over 1200 hours of service on the tractor it is reached its useful life following the Capital Asset Policy of 10 years. This tractor is primarily used in dirt work, field, turf and ballfield maintenance.

Replacement tractor will be of similar size, power, and capacity.

Funding Sources	FY2023	FY2024	FY2025	FY2026	FY2027	Total
Capital Equipment Revolving Fund (402)	\$0	\$35,000	\$0	\$0	\$0	\$35,000
Total	\$0	\$35,000	\$0	\$0	\$0	\$35,000

Expenditures	FY2023	FY2024	FY2025	FY2026	FY2027	Total
Capital Equipment	\$0	\$35,000	\$0	\$0	\$0	\$35,000
Total	0	\$35,000	\$0	\$0	\$0	\$35,000

Capital Improvement Project 2023 through 2027

PROJECT # CW-6

PROJECT NAME: #142 Chipper

Project Year:	2024
Department:	Parks
Program:	Citywide
Project Type:	Machinery and Shop Equipment
Useful Life (Years):	13
Contact Person:	Public Services Director



Project Description:

2009 Vermeer BC1500 Chipper

Project Justification:

Purchased in 2009 and now with over 1200 hours of operation on the equipment it has met its useful life in the Public Works Fleet. It shows signs of age after 15 years of service and is in need of replacement.

Funding Sources	FY2023	FY2024	FY2025	FY2026	FY2027	Total
Capital Equipment Revolving Fund (402)	\$0	\$109,000	\$0	\$0	\$0	\$109,000
Total	\$0	\$109,000	\$0	\$0	\$0	\$109,000

Expenditures	FY2023	FY2024	FY2025	FY2026	FY2027	Total
Capital Equipment	\$0	\$109,000	\$0	\$0	\$0	\$109,000
Total	0	\$109,000	\$0	\$0	\$0	\$109,000

Capital Improvement Project 2023 through 2027

PROJECT # CW-140

PROJECT NAME: #526 Towable Generator

Project Year:	2024
Department:	Utilities
Program:	Citywide
Project Type:	Machinery and Shop Equipment
Useful Life (Years):	20
Contact Person:	Public Services Director



Project Description:

1990 Caterpillar 3116 Towable Generator

Project Justification:

Generator will be 34yrs old in 2024 and well past its 20yr old replacement/estimate years of life. Not replacing it may mean a serious malfunction or equipment that will not work when we absolutely need it.

Funding Sources	FY2023	FY2024	FY2025	FY2026	FY2027	Total
Sewer Fund (602)	\$0	\$45,000	\$0	\$0	\$0	\$45,000
Water Fund (601)	\$0	\$45,000	\$0	\$0	\$0	\$45,000
Total	\$0	\$90,000	\$0	\$0	\$0	\$90,000

Expenditures	FY2023	FY2024	FY2025	FY2026	FY2027	Total
Capital Equipment	\$0	\$90,000	\$0	\$0	\$0	\$90,000
Total	0	\$90,000	\$0	\$0	\$0	\$90,000

Capital Improvement Project 2023 through 2027

PROJECT # CW-193

PROJECT NAME: #702 Trailer

Project Year:	2024
Department:	Fleet
Program:	Citywide
Project Type:	Machinery and Shop Equipment
Useful Life (Years):	20
Contact Person:	Public Services Director



Project Description:

Felling Tilt bed trailer

Project Justification:

Transportation of city equipment. Trailer being replaced is 24 years old. Tilt bed trailer requires no lifting of heavy ramps.

Funding Sources	FY2023	FY2024	FY2025	FY2026	FY2027	Total
Capital Equipment Revolving Fund (402)	\$0	\$12,000	\$0	\$0	\$0	\$12,000
Total	\$0	\$12,000	\$0	\$0	\$0	\$12,000

Expenditures	FY2023	FY2024	FY2025	FY2026	FY2027	Total
Capital Equipment	\$0	\$12,000	\$0	\$0	\$0	\$12,000
Total	0	\$12,000	\$0	\$0	\$0	\$12,000

Capital Improvement Project 2023 through 2027

PROJECT # CW-9

PROJECT NAME: Electric Man Lift

Project Year:	2024
Department:	Fleet
Program:	Citywide
Project Type:	Machinery and Shop Equipment
Useful Life (Years):	15
Contact Person:	Public Services Director



Project Description:

New piece of equipment

Project Justification:

New equipment need for the increase in maintenance points in the ceilings and rafters. Also to provide safe access to the maintenance points.

Funding Sources	FY2023	FY2024	FY2025	FY2026	FY2027	Total
Capital Equipment Revolving Fund (402)	\$0	\$15,000	\$0	\$0	\$0	\$15,000
Total	\$0	\$15,000	\$0	\$0	\$0	\$15,000

Expenditures	FY2023	FY2024	FY2025	FY2026	FY2027	Total
Capital Equipment	\$0	\$15,000	\$0	\$0	\$0	\$15,000
Total	0	\$15,000	\$0	\$0	\$0	\$15,000

Capital Improvement Project 2023 through 2027

PROJECT # CW-58

PROJECT NAME: #117 Tractor

Project Year:	2025
Department:	Fleet
Program:	Citywide
Project Type:	Machinery and Shop Equipment
Useful Life (Years):	10
Contact Person:	Public Services Director



Project Description:

2002 John Deere 6410 Tractor.

Project Justification:

Primary use is mowing ditches, plowing snow, and brush mowing.

Purchased in 2002 the JD Tractor has surpassed its estimated useful life in the Capital Asset Policy of 10 years. This piece of equipment has been bumped from year to year and is in need of replacement with over 5,500 hours on the machine. Replacement would be a tractor comparable in size, power and capability.

Funding Sources	FY2023	FY2024	FY2025	FY2026	FY2027	Total
Capital Equipment Revolving Fund (402)	\$0	\$0	\$125,000	\$0	\$0	\$125,000
Total	\$0	\$0	\$125,000	\$0	\$0	\$125,000

Expenditures	FY2023	FY2024	FY2025	FY2026	FY2027	Total
Capital Equipment	\$0	\$0	\$125,000	\$0	\$0	\$125,000
Total	0	\$0	\$125,000	\$0	\$0	\$125,000

Capital Improvement Project 2023 through 2027

PROJECT # CW-2

PROJECT NAME: #251 Backhoe

Project Year:	2025
Department:	Fleet
Program:	Citywide
Project Type:	Machinery and Shop Equipment
Useful Life (Years):	13
Contact Person:	Public Services Director



Project Description:

2011 Caterpillar 420E Backhoe

Project Justification:

2011 Caterpillar 420E Backhoe used in road maintenance, loading trucks, park maintenance, utility repairs, snow and ice removal, and storm cleanup. The machine has 2800 hours of use on it and is starting to require more replacement parts needed to stay in operation. Recommendation is to replace the 2011 Caterpillar 420E Backhoe with a machine of similar size, power, and capabilities.

Funding Sources	FY2023	FY2024	FY2025	FY2026	FY2027	Total
Capital Equipment Revolving Fund (402)	\$0	\$0	\$160,000	\$0	\$0	\$160,000
Total	\$0	\$0	\$160,000	\$0	\$0	\$160,000

Expenditures	FY2023	FY2024	FY2025	FY2026	FY2027	Total
Capital Equipment	\$0	\$0	\$160,000	\$0	\$0	\$160,000
Total	0	\$0	\$160,000	\$0	\$0	\$160,000

Capital Improvement Project 2023 through 2027

PROJECT # CW-56

PROJECT NAME: #252 Street Sweeper

Project Year:	2025
Department:	Storm Water
Program:	Citywide
Project Type:	Machinery and Shop Equipment
Useful Life (Years):	13
Contact Person:	Public Services Director



Project Description:

2012 Elgin Pelican Street Sweeper

Project Justification:

Purchased in 2012 the Elgin pelican street sweeper has been used primarily in spring and fall sweeping of debris from the winter plowing season and fall cleanup of leaves and sand from the summer. This piece of equipment is primarily used to protect our stormwater ponds, structures, and pipes and to keep the streets clean. Replacement is recommended based on hours 2900 and years of service. In the 2022 season the sweep has spent significant time being repaired. Replacement would be a sweeper with similar power, capabilities, and size.

Funding Sources	FY2023	FY2024	FY2025	FY2026	FY2027	Total
Storm Water Fund (603)	\$0	\$0	\$305,000	\$0	\$0	\$305,000
Total	\$0	\$0	\$305,000	\$0	\$0	\$305,000

Expenditures	FY2023	FY2024	FY2025	FY2026	FY2027	Total
Capital Equipment	\$0	\$0	\$305,000	\$0	\$0	\$305,000
Total	0	\$0	\$305,000	\$0	\$0	\$305,000

Capital Improvement Project 2023 through 2027

PROJECT # CW-27

PROJECT NAME: #415 Lawn Mower

Project Year:	2025
Department:	Parks
Program:	Citywide
Project Type:	Machinery and Shop Equipment
Useful Life (Years):	10
Contact Person:	Public Services Director



Project Description:

2019 Ferris Zero Turn Mower

Project Justification:

Mower #415 with 653 hours of operation in mowing and trim mowing city parks is experiencing more repairs. Bents, bearings, electrical, and clutch repairs and replacements are some of the recent issues with the mower resulting in parks not getting mowed on schedule. Replacement of 2015 Ferris Zero Turn Mower is recommended in 2025 due to unreliability and wear and tear of the equipment.

Funding Sources	FY2023	FY2024	FY2025	FY2026	FY2027	Total
Capital Equipment Revolving Fund (402)	\$0	\$0	\$18,500	\$0	\$0	\$18,500
Total	\$0	\$0	\$18,500	\$0	\$0	\$18,500

Expenditures	FY2023	FY2024	FY2025	FY2026	FY2027	Total
Capital Equipment	\$0	\$0	\$18,500	\$0	\$0	\$18,500
Total	0	\$0	\$18,500	\$0	\$0	\$18,500

Capital Improvement Project 2023 through 2027

PROJECT # CW-61

PROJECT NAME: #140 Tractor

Project Year:	2026
Department:	Parks
Program:	Citywide
Project Type:	Machinery and Shop Equipment
Useful Life (Years):	10
Contact Person:	Public Services Director



Project Description:

2007 John Deere 5525 Tractor

Project Justification:

The primary use of the 2007 JD 5525 tractor is mowing parks. The tractor uses a progressive mower that has a 16' wide cut and is used at all city parks to expedite the mowing of the large open spaces. Other functions of the tractor include brooming off road debris to aid in street sweeping and sweeping hockey rinks. Purchased in 2007 with over 6100 hours of use the tractor has surpassed its useful life of 10 years per the Capital Asset Policy. New purchase would be a tractor of similar size, power, and capacity.

Funding Sources	FY2023	FY2024	FY2025	FY2026	FY2027	Total
Capital Equipment Revolving Fund (402)	\$0	\$0	\$0	\$128,000	\$0	\$128,000
Total	\$0	\$0	\$0	\$128,000	\$0	\$128,000

Expenditures	FY2023	FY2024	FY2025	FY2026	FY2027	Total
Capital Equipment	\$0	\$0	\$0	\$128,000	\$0	\$128,000
Total	0	\$0	\$0	\$128,000	\$0	\$128,000

Capital Improvement Project 2023 through 2027

PROJECT # CW-145

PROJECT NAME: Lift Station #53 - Generator

Project Year:	2026
Department:	Sewer
Program:	Citywide
Project Type:	Machinery and Shop Equipment
Useful Life (Years):	20
Contact Person:	Public Services Director



Project Description:

Replacement of 2006 Generator at Lift Station 53 (LS53)

Project Justification:

Generator becomes unreliable after 20yrs and replacement parts are hard find if not discontinued.

Funding Sources	FY2023	FY2024	FY2025	FY2026	FY2027	Total
Sewer Fund (602)	\$0	\$0	\$0	\$30,000	\$0	\$30,000
Total	\$0	\$0	\$0	\$30,000	\$0	\$30,000

Expenditures	FY2023	FY2024	FY2025	FY2026	FY2027	Total
Capital Equipment	\$0	\$0	\$0	\$30,000	\$0	\$30,000
Total	0	\$0	\$0	\$30,000	\$0	\$30,000

Capital Improvement Project 2023 through 2027

PROJECT # CW-214

PROJECT NAME: #409 Lawn Mower Pull Behind

Project Year:	2027
Department:	Parks
Program:	Citywide
Project Type:	Machinery and Shop Equipment
Useful Life (Years):	10
Contact Person:	Public Services Director



Project Description:

2017 Progressive Mower Pull Behind. Mows open park spaces, tractor PTO powered.

Project Justification:

Replacement is recommended due to wear and tear of the heavy daily use of this attachment. Bearings, PTO boxes, wheels, and hydraulics have been recent failures of the attachment. Recommended replacement is a similar pull behind mower in size, power, and capacity.

Funding Sources	FY2023	FY2024	FY2025	FY2026	FY2027	Total
Capital Equipment Revolving Fund (402)	\$0	\$0	\$0	\$0	\$25,000	\$25,000
Total	\$0	\$0	\$0	\$0	\$25,000	\$25,000

Expenditures	FY2023	FY2024	FY2025	FY2026	FY2027	Total
Capital Equipment	\$0	\$0	\$0	\$0	\$25,000	\$25,000
Total	0	\$0	\$0	\$0	\$25,000	\$25,000

Capital Improvement Project 2023 through 2027

PROJECT # CW-17

PROJECT NAME: #T1 Fire Truck

Project Year:	2023
Department:	Fire
Program:	Citywide
Project Type:	Other Equipment
Useful Life (Years):	20
Contact Person:	Public Safety Director



Project Description:

Station #1 Tender

Project Justification:

Both of our Tenders have been proposed for replacement since 2016. The City has invested in minor refurbishment with both these trucks to attempt to extend the life of these trucks. Currently, in 2023 both apparatuses are 30 years old. NFPA 1901(National Fire Protection Association) Standard for Automotive Fire Apparatus clearly outlines the concerns with operating apparatus that are over 20 years in age. The major concerns with personnel safety, neither apparatus have air bags to protect the occupants. They only offer limited protection with seat belts. The apparatus does not have crash avoidance systems or cameras to assist the driver with operating in traffic. The interior of the cab is steel with minimal padding to protect the occupants from crashes. The current fire pumps on both trucks are rated at 250 gallons per minute far below the ISO (Insurance Services Office) minimum requirement of 750 gallons per minute. This makes our fire pumps on these apparatuses obsolete by today's standard.

In our last ISO rating, in 2018, both of these trucks received a zero for apparatus score as a fire apparatus. By replacing both apparatus with Pumper / Tenders we would be able to obtain the maximum ISO points for a fire engine. Although both of these trucks appear to be in very good condition, they have significant rust to the frame and undercarriage. Another area of great concern is failure of major components of the vehicle.

We recently had a PTO (Power Take Off) with severe oil leaks. The PTO housing needed to be replaced because of a crack. After contacting the manufacturer, it was found that the part was no longer available. After several hours of searching for a used part, EAM (Emergency Apparatus Maintenance) was able to find a new housing in Atlanta. If this part would not have been found, our truck would have been out of service. The apparatus engine and transmission are no longer produced.

Shortly after the City took possession of these trucks from Centennial Fire District, while in training the driver of one of the trucks experienced a catastrophic failure of a steering tire. This required replacement of both front spindles and wheels. Replacements were not available. When this tire failed, it also caused damage to the hood and fender assembly of the truck. New parts were not available, I was able to find the same hood in a salvage yard. That hood was purchased and the repairing body shop used parts from the used hood to repair our hood. This was in 2016, if either truck was

City of Lino Lakes - Capital Improvement Program

involved in a crash, it would be placed out of service because of lack of replacement parts. The cab and chassis were manufactured by the Ford Motor Company. The Ford Motor Company no longer produces large trucks. Replacement parts are non-existent. Many of the NFPA 1901 Standards have changed in 30 years from emergency lighting to weight distribution to reduce vehicle rollover to fire pump capacity and cab design for occupant safety.

Another mandated safety concern has to do with providing storage for firefighter turnout gear like fire helmets. Fire helmets do not provide protection from vehicle crashes so they now have to be stored and not loose in the cab of fire apparatus. Another mandate from OSHA (Occupational Health and Safety Administration) requires access to upper areas on fire apparatus to meet climbing and fall protection requirements. Our Current apparatus does not meet these requirements. The maintenance cost for both these apparatuses have been increasing from year to year. It is apparent that if we have to use these trucks there is a cost related to using them. The performance of these trucks is now substandard. The engine size and horsepower from 1993 with a federal mandated 55 mph speed limit at that time. Currently these trucks can be operated at a maximum speed of 60 mph. When responding to incidents on the freeway, we cannot maintain the posted speed limit while traveling with lights and siren. This usually ends up confusing the public. They don't know if they should slow down and follow the fire truck or pass the fire truck with lights and siren activated.

Since 2016, the response model has changed. We went from many of our responding staff responding in Police Squads to relying on our staff coming from home and going to the fire station to get fire apparatus and then riding on that apparatus to get to the scene of the emergency. The current tenders only have seating for two people in the cab. A replacement for these trucks will require a cab with seating for a crew of 4-5 firefighters. By replacing both of these vehicles it will increase the fire protection abilities of the Lino Lakes Public Safety Department Fire Division, along with providing a safe and reliable apparatus for our staff to operate for many years to come.

Funding Sources	FY2023	FY2024	FY2025	FY2026	FY2027	Total
Capital Equipment Revolving Fund (402)	\$1,157,130	\$0	\$0	\$0	\$0	\$1,157,130
Total	\$1,157,130	\$0	\$0	\$0	\$0	\$1,157,130

Expenditures	FY2023	FY2024	FY2025	FY2026	FY2027	Total
Fire Truck	\$1,157,130	\$0	\$	\$0	\$0	\$1,157,130
Total	1,157,130	\$0	\$0	\$0	\$0	\$1,157,130

Capital Improvement Project 2023 through 2027

PROJECT # CW-18

PROJECT NAME: #T2 Fire Truck

Project Year:	2023
Department:	Fire
Program:	Citywide
Project Type:	Other Equipment
Useful Life (Years):	20
Contact Person:	Public Safety Director



Project Description:

Station #2 Tender

Project Justification:

Both of our Tenders have been proposed for replacement since 2016. The City has invested in minor refurbishment with both these trucks to attempt to extend the life of these trucks. Currently, in 2023 both apparatuses are 30 years old. NFPA 1901(National Fire Protection Association) Standard for Automotive Fire Apparatus clearly outlines the concerns with operating apparatus that are over 20 years in age. The major concerns with personnel safety, neither apparatus have air bags to protect the occupants. They only offer limited protection with seat belts. The apparatus does not have crash avoidance systems or cameras to assist the driver with operating in traffic. The interior of the cab is steel with minimal padding to protect the occupants from crashes. The current fire pumps on both trucks are rated at 250 gallons per minute far below the ISO (Insurance Services Office) minimum requirement of 750 gallons per minute. This makes our fire pumps on these apparatuses obsolete by today's standard.

In our last ISO rating, in 2018, both of these trucks received a zero for apparatus score as a fire apparatus. By replacing both apparatus with Pumper / Tenders we would be able to obtain the maximum ISO points for a fire engine. Although both of these trucks appear to be in very good condition, they have significant rust to the frame and undercarriage. Another area of great concern is failure of major components of the vehicle.

We recently had a PTO (Power Take Off) with severe oil leaks. The PTO housing needed to be replaced because of a crack. After contacting the manufacturer, it was found that the part was no longer available. After several hours of searching for a used part, EAM (Emergency Apparatus Maintenance) was able to find a new housing in Atlanta. If this part would not have been found, our truck would have been out of service. The apparatus engine and transmission are no longer produced.

Shortly after the City took possession of these trucks from Centennial Fire District, while in training the driver of one of the trucks experienced a catastrophic failure of a steering tire. This required replacement of both front spindles and wheels. Replacements were not available. When this tire failed, it also caused damage to the hood and fender assembly of the truck. New parts were not available, I was able to find the same hood in a salvage yard. That hood was purchased and the repairing body shop used parts from the used hood to repair our hood. This was in 2016, if either truck was

City of Lino Lakes - Capital Improvement Program

involved in a crash, it would be placed out of service because of lack of replacement parts. The cab and chassis were manufactured by the Ford Motor Company. The Ford Motor Company no longer produces large trucks. Replacement parts are non-existent. Many of the NFPA 1901 Standards have changed in 30 years from emergency lighting to weight distribution to reduce vehicle rollover to fire pump capacity and cab design for occupant safety.

Another mandated safety concern has to do with providing storage for firefighter turnout gear like fire helmets. Fire helmets do not provide protection from vehicle crashes so they now have to be stored and not loose in the cab of fire apparatus. Another mandate from OSHA (Occupational Health and Safety Administration) requires access to upper areas on fire apparatus to meet climbing and fall protection requirements. Our Current apparatus does not meet these requirements. The maintenance cost for both these apparatuses have been increasing from year to year. It is apparent that if we have to use these trucks there is a cost related to using them. The performance of these trucks is now substandard. The engine size and horsepower from 1993 with a federal mandated 55 mph speed limit at that time. Currently these trucks can be operated at a maximum speed of 60 mph. When responding to incidents on the freeway, we cannot maintain the posted speed limit while traveling with lights and siren. This usually ends up confusing the public. They don't know if they should slow down and follow the fire truck or pass the fire truck with lights and siren activated.

Since 2016, the response model has changed. We went from many of our responding staff responding in Police Squads to relying on our staff coming from home and going to the fire station to get fire apparatus and then riding on that apparatus to get to the scene of the emergency. The current tenders only have seating for two people in the cab. A replacement for these trucks will require a cab with seating for a crew of 4-5 firefighters. By replacing both of these vehicles it will increase the fire protection abilities of the Lino Lakes Public Safety Department Fire Division, along with providing a safe and reliable apparatus for our staff to operate for many years to come.

Funding Sources	FY2023	FY2024	FY2025	FY2026	FY2027	Total
Capital Equipment Revolving Fund (402)	\$1,104,870	\$0	\$	\$0	\$0	\$1,104,870
Total	\$1,104,870	\$0	\$0	\$0	\$0	\$1,104,870

Expenditures	FY2023	FY2024	FY2025	FY2026	FY2027	Total
Fire Truck	\$1,104,870	\$0	\$	\$0	\$0	\$1,104,870
Total	1,104,870	\$0	\$0	\$0	\$0	\$1,104,870

Capital Improvement Project 2023 through 2027

PROJECT # CW-217

PROJECT NAME: #414 Bobcat Tool Cat

Project Year:	2024
Department:	Parks
Program:	Citywide
Project Type:	Other Equipment
Useful Life (Years):	5
Contact Person:	Public Services Director



Project Description:

2019 Bobcat Tool Cat 5600

Project Justification:

Purchased in 2019 this Tool Cat has 811 hour of operation (12-2022). It is used heavily in the all seasons. Summer it is used to refresh park mulch, spring is sod repair, winter is sidewalk and trail snow removal, and fall it is used in street sweeping operations. This Tool Cat is set to be replaced in 2024 and is recommended to be replaced on a much shorter replacement cycle because of repairs needed beyond 5 years and trade in value.

Funding Sources	FY2023	FY2024	FY2025	FY2026	FY2027	Total
Capital Equipment Revolving Fund (402)	\$0	\$62,000	\$0	\$0	\$0	\$62,000
Total	\$0	\$62,000	\$0	\$0	\$0	\$62,000

Expenditures	FY2023	FY2024	FY2025	FY2026	FY2027	Total
Capital Equipment	\$0	\$62,000	\$0	\$0	\$0	\$62,000
Total	0	\$62,000	\$0	\$0	\$0	\$62,000

Capital Improvement Project 2023 through 2027

PROJECT # CW-108

PROJECT NAME: Gas/Electric Ventilation Fans (4)

Project Year:	2024
Department:	Fire
Program:	Citywide
Project Type:	Other Equipment
Useful Life (Years):	10
Contact Person:	Public Safety Director



Project Description:

We use these fans to remove smoke or odors from a structure when it is or has been on fire. This equipment is on both engines and aerials.

Project Justification:

Funding Sources	FY2023	FY2024	FY2025	FY2026	FY2027	Total
Capital Equipment Revolving Fund (402)	\$0	\$24,890	\$0	\$0	\$0	\$24,890
Total	\$0	\$24,890	\$0	\$0	\$0	\$24,890

Expenditures	FY2023	FY2024	FY2025	FY2026	FY2027	Total
Capital Equipment	\$0	\$24,890	\$0	\$0	\$0	\$24,890
Total	0	\$24,890	\$0	\$0	\$0	\$24,890

Capital Improvement Project 2023 through 2027

PROJECT # CW-97

PROJECT NAME: Extrication Sets (2)

Project Year:	2025
Department:	Fire
Program:	Citywide
Project Type:	Other Equipment
Useful Life (Years):	10
Contact Person:	Public Safety Director



Project Description:

These are gas engine that uses hydraulic power to spread, lift and cut to extricate trapped people from vehicle crashes. These are located on both engines.

Project Justification:

In having a significant length of both I-35E and I-35W in our City, the exposure to high speed motor vehicle crashes are significant. With high speed crashes the likelihood of patient or victim entrapment greatly increases. From January 2016 to April 2022 we responded to over 830 calls for Rescue Services. We responded to motor vehicle crashes more than any other calls for service. Sometimes more than one at a time. We can be dealing with a serious crash on I-35E and then receive another crash on I-35W at the same time. This increases the need to have two sets of equipment. The two sets of extrication equipment we have are the same brand and model. This makes operating them, when time is critical, more efficient. It also makes the training easier.

Funding Sources	FY2023	FY2024	FY2025	FY2026	FY2027	Total
Capital Equipment Revolving Fund (402)	\$0	\$0	\$68,175	\$0	\$0	\$68,175
Total	\$0	\$0	\$68,175	\$0	\$0	\$68,175

Expenditures	FY2023	FY2024	FY2025	FY2026	FY2027	Total
Capital Equipment	\$0	\$0	\$68,175	\$0	\$0	\$68,175
Total	0	\$0	\$68,175	\$0	\$0	\$68,175

Capital Improvement Project 2023 through 2027

PROJECT # CW-224

PROJECT NAME: Generator - Fire Station 1

Project Year:	2025
Department:	Fire
Program:	Citywide
Project Type:	Other Equipment
Useful Life (Years):	20
Contact Person:	Public Services Director



Project Description:

2000 Generac Generator Fire Station 1

Project Justification:

Replacement dictated by the capital asset policy. Generator was purchased in 2000 and is starting to become unreliable with many parts being replaced or needing service. Critical in power failures to operate fire station and garage doors.

Funding Sources	FY2023	FY2024	FY2025	FY2026	FY2027	Total
Building and Facilities Fund (401)	\$0	\$0	\$75,000	\$0	\$0	\$75,000
Total	\$0	\$0	\$75,000	\$0	\$0	\$75,000

Expenditures	FY2023	FY2024	FY2025	FY2026	FY2027	Total
Capital Equipment	\$0	\$0	\$75,000	\$0	\$0	\$75,000
Total	0	\$0	\$75,000	\$0	\$0	\$75,000

Capital Improvement Project 2023 through 2027

PROJECT # CW-98

PROJECT NAME: Lift Bag (1)

Project Year:	2025
Department:	Fire
Program:	Citywide
Project Type:	Other Equipment
Useful Life (Years):	10
Contact Person:	Public Safety Director



Project Description:

Pneumatic bags that can lift vehicles or machinery to free trapped patients. These are located in Rescue 11.

Project Justification:

In having a significant length of both I-35E and I-35W in our City, the exposure to high speed motor vehicle crashes is significant. With high speed crashes, the likelihood of patient or victim entrapment greatly increases. From January 2016 to April 2022 we responded to over 830 calls for Rescue Services . We responded to motor vehicle crashes more than any other calls for service. Sometimes more than one at a time. We can be dealing with a serious crash on I-35E and then receive another crash on I-35W at the same time. We use the lift bags to lift vehicles or heavy equipment to make room to remove a trapped person. We have only used these a few times in the last six years, but this was the only tool that would work to free them. Two of the times that we needed to use the lift bags involved people in motor vehicle crashes. Both patients were ejected and their vehicles rolled over on them. We currently have one set of lift bags.

Funding Sources	FY2023	FY2024	FY2025	FY2026	FY2027	Total
Capital Equipment Revolving Fund (402)	\$0	\$0	\$24,040	\$0	\$0	\$24,040
Total	\$0	\$0	\$24,040	\$0	\$0	\$24,040

Expenditures	FY2023	FY2024	FY2025	FY2026	FY2027	Total
Capital Equipment	\$0	\$0	\$24,040	\$0	\$0	\$24,040
Total	0	\$0	\$24,040	\$0	\$0	\$24,040

Capital Improvement Project 2023 through 2027

PROJECT # CW-260

PROJECT NAME: Mobile Evidence

Project Year:	2025
Department:	Police
Program:	Citywide
Project Type:	Other Equipment
Useful Life (Years):	10
Contact Person:	Public Safety Director



Project Description:

The squad car video and body worn camera (BWC) system are currently the Panasonic Arbitrator includes forward facing camera and back seat camera. Video footage wirelessly downloads into video server. The back end video server is integrated with BWC and squad car systems.

Project Justification:

Video evidence is vitally important and in documenting police and community member interactions and play a crucial role in the prosecution of criminals matters in the Lino Lakes. This system also allows staff to review police responses to continuous improvement and accurate document police and community members interactions.

Funding Sources	FY2023	FY2024	FY2025	FY2026	FY2027	Total
Capital Equipment Revolving Fund (402)	\$0	\$0	\$140,000	\$0	\$0	\$140,000
Total	\$0	\$0	\$140,000	\$0	\$0	\$140,000

Expenditures	FY2023	FY2024	FY2025	FY2026	FY2027	Total
Capital Equipment	\$0	\$0	\$140,000	\$0	\$0	\$140,000
Total	0	\$0	\$140,000	\$0	\$0	\$140,000

Capital Improvement Project 2023 through 2027

PROJECT # CW-50

PROJECT NAME: Rescue Boat

Project Year:	2026
Department:	Fire
Program:	Citywide
Project Type:	Other Equipment
Useful Life (Years):	10
Contact Person:	Public Safety Director



Project Description:

B21 14' Zodiac boat

Project Justification:

Many people come to Lino Lakes to enjoy the many perks of Anoka County’s largest park and Lino Lakes’ residents pride themselves on having such a beautiful natural resource in their back yards. With having this vast natural resource in the middle of our city, comes the great responsibility of the Public Safety Department to have adequate equipment to respond to a variety of calls within in the County Park and waterways. Being able to reach the public in the event of an emergency while they are stranded on the water is currently a great burden on our Public Safety staff. Most of the lakes in the County Park are very shallow and with shallow water comes the issue of vegetation growing to the surface the lakes throughout the park very quickly every spring. The boat we received from the split with Centennial Fire is an inadequate piece of rescue equipment for the type of waterways located throughout Lino Lakes. The current Zodiac boat is sufficient for accessing 90% of Centerville Lake and 50% of Peltier Lake. Once the high water in the spring resides and the weeds have grown to the surface of our waters (typically in May), the Zodiac boat cannot access any waterway that does not have a DNR maintained boat launch (Centerville and Peltier Lakes). The Zodiac boat needs at least 18”-24” of water to operate (depending on the amount of people in the boat) and cannot be used in most of our neighborhood holding ponds either. The 14’ Zodiac boat does not have enough space to transport a back boarded patient (unless placed on top of the sides of the boat), the staff needed to get the patient into the boat and is initiate for delivering patient care.

Our Public Safety personnel had two calls, for three stranded victims in the last year where they were unable to reach the patients with the current Zodiac boat. One call was on Marshan Lake, neither our Zodiac boat nor Forest Lake’s fan boat was able to reach the victim and a citizen in a canoe was the one who rescued the victim an hour after the original call to 911. The second call was for two victims stranded on a jet ski at the far North end of Peltier Lake; Forest Lake, Washington County, Anoka County and the DNR was not able to assist our staff with the proper equipment to make the rescue. Our personnel were able to get within 100 yards of the two victims with the Zodiac boat and had to swim in water rescue suits (not designed for long swims) to reach the victims. Once our staff reached the victims, they had to then swim the victims back to the boat and where able to return the victims to the boat launch an hour and a half after the original call was made to 911. If either of these calls were a life or death situation, we would have lost three lives due to insufficient rescue equipment.

City of Lino Lakes - Capital Improvement Program

As our community and the communities around us continue to grow, more of our residents and the public will be introduced to our County Park. With larger amounts of public using the park, the Public Safety Department will be called to a larger volume of difficult to reach calls. This is why I am asking for \$55,000 to purchase an 18' Gator Tail Boat, motor, trailer, fire pump and equipment. Gator Tail Boats were originally designed for the use of duck hunters to use in the muddy swamps of Louisiana. Overtime departments have seen the value of having these boats as fire rescue boats. These boats are a flat bottom boat with a specifically designed motor to operate in mere inches of water and weigh much less. The vegetation that fills our waterways, low water levels and the many low clearance bridges that cross the water will be no problem for a Gator Tail Boat (a fan boat cannot fit under the bridges). By equipping the Gator Tail boat with a fire pump, this will allow personnel to fight wild fires safely from the water without the worry of running out of water and the pump can also provide an endless supply of water to personnel fighting the fire on shore. With the use of a UTV, the Gator Tail boat can easily be deployed into most of our holding ponds in the event of an emergency as well. The yearly maintenance of having a new boat is very minimal once the factory warranty expires, the estimated cost would be \$500 per year.

Funding Sources	FY2023	FY2024	FY2025	FY2026	FY2027	Total
Capital Equipment Revolving Fund (402)	\$0	\$0	\$0	\$55,000	\$0	\$55,000
Total	\$0	\$0	\$0	\$55,000	\$0	\$55,000

Expenditures	FY2023	FY2024	FY2025	FY2026	FY2027	Total
Capital Equipment	\$0	\$0	\$0	\$55,000	\$0	\$55,000
Total	0	\$0	\$0	\$55,000	\$0	\$55,000

Capital Improvement Project 2023 through 2027

PROJECT # CW-103

PROJECT NAME: SCBA Cascade Trailer (1)

Project Year:	2026
Department:	Fire
Program:	Citywide
Project Type:	Other Equipment
Useful Life (Years):	10
Contact Person:	Public Safety Director



Project Description:

This trailer can be brought to the scene of a fire to fill our SCBA's bottles on scene. This trailer is kept at Fire Station 1. Fire Station 1 does not have a compressor so we use this trailer to keep the SCBA bottles at Station 1 filled.

Project Justification:

We currently have an SCBA(Self-contained Breathing Apparatus)trailer. This trailer is located at Fire Station 1. It has five large E cylinders that are connected by a manifold. We use this trailer to refill the SCBA bottles on all the fire apparatus at Fire Station 1. Fire Station 1 does not have an SCBA compressor. To be able to refill these bottles without loading them into a vehicle and driving to Station 2 to fill them saves time and is much safer. Transporting SCBA bottles in a motor vehicle is dangerous. By having a trailer that is designed to move large tanks that are secure, is much safer. We purchased this used trailer from the Virginia Fire Department. The trailer is home made and has been repaired over the years.

Funding Sources	FY2023	FY2024	FY2025	FY2026	FY2027	Total
Capital Equipment Revolving Fund (402)	\$0	\$0	\$0	\$20,900	\$0	\$20,900
Total	\$0	\$0	\$0	\$20,900	\$0	\$20,900

Expenditures	FY2023	FY2024	FY2025	FY2026	FY2027	Total
Capital Equipment	\$0	\$0	\$0	\$20,900	\$0	\$20,900
Total	0	\$0	\$0	\$20,900	\$0	\$20,900

Capital Improvement Project 2023 through 2027

PROJECT # CD-190

PROJECT NAME: 2023 Street Reconstruction Project

Project Year:	2023
Department:	Streets
Program:	Community Development
Project Type:	Streets
Useful Life (Years):	20
Contact Person:	Community Development Director



Project Description:

Reconstruction of Pheasant Run from Birch Street to northern terminus. Complete replacement of water main and sanitary sewer. Also includes installation of storm water BMP's.

Project Justification:

Pavement Condition Index is 16. Streets below a rating of 40 are designated for reconstruction. Water main is also undersized.

Funding Sources	FY2023	FY2024	FY2025	FY2026	FY2027	Total
Bond Proceeds	\$413,000	\$0	\$0	\$0	\$0	\$413,000
Other	\$96,050	\$0	\$0	\$0	\$0	\$96,050
Sewer Fund (602)	\$225,420	\$0	\$0	\$0	\$0	\$225,420
Water Fund (601)	\$205,600	\$0	\$0	\$0	\$0	\$205,600
Total	\$940,070	\$0	\$0	\$0	\$0	\$940,070

Expenditures	FY2023	FY2024	FY2025	FY2026	FY2027	Total
Infrastructure	\$940,070	\$0	\$0	\$0	\$0	\$940,070
Total	940,070	\$0	\$0	\$0	\$0	\$940,070

Capital Improvement Project 2023 through 2027

PROJECT # CD-86

PROJECT NAME: 2023 Street Rehabilitation Program

Project Year:	2023
Department:	Streets
Program:	Community Development
Project Type:	Streets
Useful Life (Years):	20
Contact Person:	Community Development Director



Project Description:

Mill and Overlay Lakes Addition - Blackduck Drive, East Shadow Lake Drive, Latern Lane

Project Justification:

Planned maintenance required to maintain Overall Condition Index (OCI) in accordance with Pavement Management Program.

Funding Sources	FY2023	FY2024	FY2025	FY2026	FY2027	Total
Pavement Management Fund (421)	\$862,000	\$0	\$0	\$0	\$0	\$862,000
Water Fund (601)	\$125,000	\$0	\$0	\$0	\$0	\$125,000
Total	\$987,000	\$0	\$0	\$0	\$0	\$987,000

Expenditures	FY2023	FY2024	FY2025	FY2026	FY2027	Total
Infrastructure	\$987,000	\$0	\$0	\$0	\$0	\$987,000
Total	987,000	\$0	\$0	\$0	\$0	\$987,000

Capital Improvement Project 2023 through 2027

PROJECT # CD-1

PROJECT NAME: 49/J Intersection Improvements

Project Year:	2023
Department:	Streets
Program:	Community Development
Project Type:	Streets
Useful Life (Years):	50
Contact Person:	Community Development Director



Project Description:

Reconstruction of Hodgson Road and County Road J intersection and approach. Project includes turn lane construction and signal modifications.

Project Justification:

Improvements necessary to accommodate proposed Lyngblomsten and increase capacity of the existing system.

Funding Sources	FY2023	FY2024	FY2025	FY2026	FY2027	Total
Anoka County	\$3,000,000	\$0	\$0	\$0	\$0	\$3,000,000
Municipal State Aid Fund (420)	\$150,000	\$0	\$0	\$0	\$0	\$150,000
Other	\$902,000	\$0	\$0	\$0	\$0	\$902,000
Total	\$4,052,000	\$0	\$0	\$0	\$0	\$4,052,000

Expenditures	FY2023	FY2024	FY2025	FY2026	FY2027	Total
Infrastructure	\$4,052,000	\$0	\$0	\$0	\$0	\$4,052,000
Total	4,052,000	\$0	\$0	\$0	\$0	\$4,052,000

Capital Improvement Project 2023 through 2027

PROJECT # CD-54

PROJECT NAME: 2024 Street Reconstruction

Project Year:	2024
Department:	Streets
Program:	Community Development
Project Type:	Streets
Useful Life (Years):	20
Contact Person:	Community Development Director



Project Description:

Red Maple; Evergreen Trail

Project Justification:

Funding Sources	FY2023	FY2024	FY2025	FY2026	FY2027	Total
Bond Proceeds	\$0	\$4,400,000	\$0	\$0	\$0	\$4,400,000
Total	\$0	\$4,400,000	\$0	\$0	\$0	\$4,400,000

Expenditures	FY2023	FY2024	FY2025	FY2026	FY2027	Total
Infrastructure	\$0	\$4,400,000	\$0	\$0	\$0	\$4,400,000
Total	0	\$4,400,000	\$0	\$0	\$0	\$4,400,000

Capital Improvement Project 2023 through 2027

PROJECT # CD-87

PROJECT NAME: 2024 Street Rehabilitation Program

Project Year:	2024
Department:	Streets
Program:	Community Development
Project Type:	Streets
Useful Life (Years):	20
Contact Person:	Community Development Director



Project Description:

Mill and Overlay Country Lakes Estates and Reshanau Estates Area

Project Justification:

Planned maintenance required to maintain Overall Condition Index (OCI) in accordance with Pavement Management Program.

Funding Sources	FY2023	FY2024	FY2025	FY2026	FY2027	Total
Pavement Management Fund (421)	\$0	\$948,000	\$0	\$0	\$0	\$948,000
Water Fund (601)	\$0	\$130,000	\$0	\$0	\$0	\$130,000
Total	\$0	\$1,078,000	\$0	\$0	\$0	\$1,078,000

Expenditures	FY2023	FY2024	FY2025	FY2026	FY2027	Total
Infrastructure	\$0	\$1,078,000	\$0	\$0	\$0	\$1,078,000
Total	0	\$1,078,000	\$0	\$0	\$0	\$1,078,000

Capital Improvement Project 2023 through 2027

PROJECT # CD-84

PROJECT NAME: Market Place Dr Realignment

Project Year:	2024
Department:	Streets
Program:	Community Development
Project Type:	Streets
Useful Life (Years):	50
Contact Person:	Community Development Director



Project Description:

Realign 77th Street to connect Maryland and MarketPlace Drive.

Project Justification:

Provides for redevelopment of properties north and south of new location and full access to residential neighborhoods west of Lake Drive.

Funding Sources	FY2023	FY2024	FY2025	FY2026	FY2027	Total
Municipal State Aid Fund (420)	\$0	\$100,000	\$0	\$0	\$0	\$100,000
Other	\$0	\$575,000	\$0	\$0	\$0	\$575,000
Total	\$0	\$675,000	\$0	\$0	\$0	\$675,000

Expenditures	FY2023	FY2024	FY2025	FY2026	FY2027	Total
Infrastructure	\$0	\$675,000	\$0	\$0	\$0	\$675,000
Total	0	\$675,000	\$0	\$0	\$0	\$675,000

Capital Improvement Project 2023 through 2027

PROJECT # CD-45

PROJECT NAME: Otter Lake Road Extension

Project Year:	2024
Department:	Streets
Program:	Community Development
Project Type:	Streets
Useful Life (Years):	50
Contact Person:	Community Development Director



Project Description:

Extension of Otter Lake Road from Main to Elmcrest. Includes Trunk Sewer NE Area SD 5A, trunk water and surface water.

Project Justification:

Funding Sources	FY2023	FY2024	FY2025	FY2026	FY2027	Total
Area & Unit Trunk Fund (406)	\$0	\$1,500,000	\$0	\$0	\$0	\$1,500,000
Municipal State Aid Fund (420)	\$0	\$3,500,000	\$0	\$0	\$0	\$3,500,000
Surface Water Management Fund (422)	\$0	\$900,000	\$0	\$0	\$0	\$900,000
Total	\$0	\$5,900,000	\$0	\$0	\$0	\$5,900,000


Expenditures	FY2023	FY2024	FY2025	FY2026	FY2027	Total
Infrastructure	\$0	\$5,900,000	\$0	\$0	\$0	\$5,900,000
Total	0	\$5,900,000	\$0	\$0	\$0	\$5,900,000

Capital Improvement Project 2023 through 2027

PROJECT # CD-88

PROJECT NAME: 2025 Street Rehabilitation Program

Project Year:	2025
Department:	Streets
Program:	Community Development
Project Type:	Streets
Useful Life (Years):	20
Contact Person:	Community Development Director



Project Description:

Mill and Overlay Fox Trace. Thin Mat Overlays in Lakeview Addition

Project Justification:

Planned maintenance required to maintain Overall Condition Index (OCI) in accordance with Pavement Management Program.

Funding Sources	FY2023	FY2024	FY2025	FY2026	FY2027	Total
Pavement Management Fund (421)	\$0	\$0	\$1,041,000	\$0	\$0	\$1,041,000
Water Fund (601)	\$0	\$0	\$120,000	\$0	\$0	\$120,000
Total	\$0	\$0	\$1,161,000	\$0	\$0	\$1,161,000

Expenditures	FY2023	FY2024	FY2025	FY2026	FY2027	Total
Infrastructure	\$0	\$0	\$1,161,000	\$0	\$0	\$1,161,000
Total	0	\$0	\$1,161,000	\$0	\$0	\$1,161,000

Capital Improvement Project 2023 through 2027

PROJECT # CD-7

PROJECT NAME: County Road J/Centerville Rd Intersection/35 Interchange

Project Year:	2025
Department:	Streets
Program:	Community Development
Project Type:	Streets
Useful Life (Years):	50
Contact Person:	Community Development Director



Project Description:

Intersection improvements at CRJ, bridge ramps and bridge replacement over 35E

Project Justification:

Intersections are exceeding capacity. State Bonding dollars were obtained to prepare design and environmental documentation in 2020.

Funding Sources	FY2023	FY2024	FY2025	FY2026	FY2027	Total
Anoka County	\$0	\$0	\$7,000,000	\$0	\$0	\$7,000,000
Assessments	\$0	\$0	\$250,000	\$0	\$0	\$250,000
Municipal State Aid Fund (420)	\$0	\$0	\$1,000,000	\$0	\$0	\$1,000,000
Other	\$0	\$0	\$12,000,000	\$0	\$0	\$12,000,000
Total	\$0	\$0	\$20,250,000	\$0	\$0	\$20,250,000

Expenditures	FY2023	FY2024	FY2025	FY2026	FY2027	Total
Infrastructure	\$0	\$0	\$20,250,000	\$0	\$0	\$20,250,000
Total	0	\$0	\$20,250,000	\$0	\$0	\$20,250,000

Capital Improvement Project 2023 through 2027

PROJECT # CD-114

PROJECT NAME: 2026 Street Rehabilitation Program

Project Year:	2026
Department:	Streets
Program:	Community Development
Project Type:	Streets
Useful Life (Years):	20
Contact Person:	Community Development Director



Project Description:

Mill and Overlay of approximately 1 mile of streets. TBD

Project Justification:

Planned maintenance required to maintain Overall Condition Index (OCI) in accordance with Pavement Management Program.

Funding Sources	FY2023	FY2024	FY2025	FY2026	FY2027	Total
Pavement Management Fund (421)	\$0	\$0	\$0	\$1,145,000	\$0	\$1,145,000
Water Fund (601)	\$0	\$0	\$0	\$130,000	\$0	\$130,000
Total	\$0	\$0	\$0	\$1,275,000	\$0	\$1,275,000

Expenditures	FY2023	FY2024	FY2025	FY2026	FY2027	Total
Infrastructure	\$0	\$0	\$0	\$0	\$0	\$0
Infrastructure	\$0	\$0	\$0	\$1,275,000	\$0	\$1,275,000
Total	0	\$0	\$0	\$1,275,000	\$0	\$1,275,000

Capital Improvement Project 2023 through 2027

PROJECT # CD-184

PROJECT NAME: 2027 Street Reconstruction Project

Project Year:	2027
Department:	Streets
Program:	Community Development
Project Type:	Streets
Useful Life (Years):	20
Contact Person:	Community Development Director



Project Description:

Reconstruction of Streets including Lakeview from Elm Street to North Road. Includes side streets of Fairmont, Gladstone and Glenview. Includes stormwater retrofit and West Relief Sanitary Sewer Interceptor project.

Project Justification:

Funding Sources	FY2023	FY2024	FY2025	FY2026	FY2027	Total
Bond Proceeds	\$0	\$0	\$0	\$0	\$4,300,000	\$4,300,000
Total	\$0	\$0	\$0	\$0	\$4,300,000	\$4,300,000


Expenditures	FY2023	FY2024	FY2025	FY2026	FY2027	Total
Infrastructure	\$0	\$0	\$0	\$0	\$4,300,000	\$4,300,000
Total	0	\$0	\$0	\$0	\$4,300,000	\$4,300,000

Capital Improvement Project 2023 through 2027

PROJECT # CD-183

PROJECT NAME: 2027 Street Rehabilitation Program

Project Year:	2027
Department:	Streets
Program:	Community Development
Project Type:	Streets
Useful Life (Years):	20
Contact Person:	Community Development Director



Project Description:

Annual mill & overlay project. Approximately 1.5 miles. Project Area undetermined

Project Justification:

Planned maintenance required to maintain Overall Condition Index (OCI) in accordance with Pavement Management Program.

Funding Sources	FY2023	FY2024	FY2025	FY2026	FY2027	Total
Pavement Management Fund (421)	\$0	\$0	\$0	\$0	\$1,307,290	\$1,307,290
Total	\$0	\$0	\$0	\$0	\$1,307,290	\$1,307,290

Expenditures	FY2023	FY2024	FY2025	FY2026	FY2027	Total
Infrastructure	\$0	\$0	\$0	\$0	\$1,307,290	\$1,307,290
Total	0	\$0	\$0	\$0	\$1,307,290	\$1,307,290

Capital Improvement Project 2023 through 2027

PROJECT # CD-31

PROJECT NAME: Main Street Trail

Project Year:	2026
Department:	Parks
Program:	Community Development
Project Type:	Trail
Useful Life (Years):	25
Contact Person:	Community Development Director



Project Description:

Extend Bituminous Trail along Main Street from Lino Lakes Elementary to 35W crossing

Project Justification:

Expansion of regional trail system in accordance with City and County Comprehensive Trail Plans.

Funding Sources	FY2023	FY2024	FY2025	FY2026	FY2027	Total
Anoka County	\$0	\$0	\$0	\$200,000	\$0	\$200,000
Dedicated Parks Fund (405)	\$0	\$0	\$0	\$200,000	\$0	\$200,000
Other	\$0	\$0	\$0	\$1,600,000	\$0	\$1,600,000
Total	\$0	\$0	\$0	\$2,000,000	\$0	\$2,000,000

Expenditures	FY2023	FY2024	FY2025	FY2026	FY2027	Total
Infrastructure	\$0	\$0	\$0	\$2,000,000	\$0	\$2,000,000
Total	0	\$0	\$0	\$2,000,000	\$0	\$2,000,000

Capital Improvement Project 2023 through 2027

PROJECT # CD-120

PROJECT NAME: 2023 Sanitary Sewer Lining Project

Project Year:	2023
Department:	Sewer
Program:	Community Development
Project Type:	Utility Rehab
Useful Life (Years):	20
Contact Person:	Community Development Director



Project Description:

Line Sanitary Sewer main lines and manholes to reduce inflow and infiltration into the system.

Project Justification:

Seepage of ground water into sanitary sewer system increases discharge to Met Council system resulting in higher sewer charges and need for additional capacity downstream.

Funding Sources	FY2023	FY2024	FY2025	FY2026	FY2027	Total
Sewer Fund (602)	\$75,000	\$0	\$0	\$0	\$0	\$75,000
Total	\$75,000	\$0	\$0	\$0	\$0	\$75,000

Expenditures	FY2023	FY2024	FY2025	FY2026	FY2027	Total
Infrastructure	\$75,000	\$0	\$0	\$0	\$0	\$75,000
Total	75,000	\$0	\$0	\$0	\$0	\$75,000

Capital Improvement Project 2023 through 2027

PROJECT # CD-115

PROJECT NAME: 2023 Surface Water Management Project

Project Year:	2023
Department:	Storm Water
Program:	Community Development
Project Type:	Utility Rehab
Useful Life (Years):	20
Contact Person:	Community Development Director



Project Description:

Annual storm pond, pipe, and outlet cleaning and maintenance

Project Justification:

Maintenance of storm facilities to meet rate and water quality requirements

Funding Sources	FY2023	FY2024	FY2025	FY2026	FY2027	Total
Storm Water Fund (603)	\$200,000	\$0	\$0	\$0	\$0	\$200,000
Total	\$200,000	\$0	\$0	\$0	\$0	\$200,000

Expenditures	FY2023	FY2024	FY2025	FY2026	FY2027	Total
Infrastructure	\$200,000	\$0	\$0	\$0	\$0	\$200,000
Total	200,000	\$0	\$0	\$0	\$0	\$200,000

Capital Improvement Project 2023 through 2027

PROJECT # CW-194

PROJECT NAME: Well #5 Roof

Project Year:	2023
Department:	Water
Program:	Citywide
Project Type:	Utility Rehab
Useful Life (Years):	20
Contact Person:	Public Services Director



Project Description:

Remove cedar shingles and replace with appropriate shingles for conditions at the well 5 location.

Project Justification:

Cedar shingles are failing, excessively wet location.

Funding Sources	FY2023	FY2024	FY2025	FY2026	FY2027	Total
Water Fund (601)	\$12,500	\$0	\$0	\$0	\$0	\$12,500
Total	\$12,500	\$0	\$0	\$0	\$0	\$12,500

Expenditures	FY2023	FY2024	FY2025	FY2026	FY2027	Total
Capital Equipment	\$12,500	\$0	\$0	\$0	\$0	\$12,500
Total	12,500	\$0	\$0	\$0	\$0	\$12,500

Capital Improvement Project 2023 through 2027

PROJECT # CD-76

PROJECT NAME: WTP Trunk Water Upgrade

Project Year:	2023
Department:	Water
Program:	Community Development
Project Type:	Utility Rehab
Useful Life (Years):	50
Contact Person:	Community Development Director



Project Description:

Phase 2 WTP trunk improvements- Upsize watermain on Blackduck Drive from existing 6" and 10" diameter to 12" diameter. From East Shadow Lake Drive north approximately 1100 feet. Street Costs included in Pavement Management project.

Project Justification:

Funding Sources	FY2023	FY2024	FY2025	FY2026	FY2027	Total
Water Fund (601)	\$208,000	\$0	\$0	\$0	\$0	\$208,000
Total	\$208,000	\$0	\$0	\$0	\$0	\$208,000

Expenditures	FY2023	FY2024	FY2025	FY2026	FY2027	Total
Infrastructure	\$208,000	\$0	\$0	\$0	\$0	\$208,000
Total	208,000	\$0	\$0	\$0	\$0	\$208,000

Capital Improvement Project 2023 through 2027

PROJECT # CD-121

PROJECT NAME: 2024 Sanitary Sewer Lining Project

Project Year:	2024
Department:	Sewer
Program:	Community Development
Project Type:	Utility Rehab
Useful Life (Years):	20
Contact Person:	Community Development Director



Project Description:

Line Sanitary Sewer main lines and manholes to reduce inflow and infiltration into the system.

Project Justification:

Seepage of ground water into sanitary sewer system increases discharge to Met Council system resulting in higher sewer charges and need for additional capacity downstream.

Funding Sources	FY2023	FY2024	FY2025	FY2026	FY2027	Total
Sewer Fund (602)	\$0	\$75,000	\$0	\$0	\$0	\$75,000
Total	\$0	\$75,000	\$0	\$0	\$0	\$75,000

Expenditures	FY2023	FY2024	FY2025	FY2026	FY2027	Total
Infrastructure	\$0	\$75,000	\$0	\$0	\$0	\$75,000
Total	0	\$75,000	\$0	\$0	\$0	\$75,000

Capital Improvement Project 2023 through 2027

PROJECT # CD-116

PROJECT NAME: 2024 Surface Water Management Project

Project Year:	2024
Department:	Storm Water
Program:	Community Development
Project Type:	Utility Rehab
Useful Life (Years):	20
Contact Person:	Community Development Director



Project Description:

Annual storm pond, pipe, and outlet cleaning and maintenance

Project Justification:

Maintenance of storm facilities to meet rate and water quality requirements

Funding Sources	FY2023	FY2024	FY2025	FY2026	FY2027	Total
Storm Water Fund (603)	\$0	\$220,000	\$0	\$0	\$0	\$220,000
Total	\$0	\$220,000	\$0	\$0	\$0	\$220,000

Expenditures	FY2023	FY2024	FY2025	FY2026	FY2027	Total
Infrastructure	\$0	\$220,000	\$0	\$0	\$0	\$220,000
Total	0	\$220,000	\$0	\$0	\$0	\$220,000

Capital Improvement Project 2023 through 2027

PROJECT # CW-169

PROJECT NAME: Lift Station #8 - Pumps

Project Year:	2024
Department:	Sewer
Program:	Citywide
Project Type:	Utility Rehab
Useful Life (Years):	20
Contact Person:	Public Services Director



Project Description:

Replacement of Lift Station #8 Pumps and mixer
 2 pumps X \$11,000 = \$22,000
 Mixer \$6,200
 Total = \$28,200

Project Justification:

Pumps become unreliable after 20yrs and the increased flow to the station will require a higher horse power pump to keep up with flow.

Funding Sources	FY2023	FY2024	FY2025	FY2026	FY2027	Total
Sewer Fund (602)	\$0	\$28,200	\$0	\$0	\$0	\$28,200
Total	\$0	\$28,200	\$0	\$0	\$0	\$28,200

Expenditures	FY2023	FY2024	FY2025	FY2026	FY2027	Total
Capital Equipment	\$0	\$28,200	\$0	\$0	\$0	\$28,200
Total	0	\$28,200	\$0	\$0	\$0	\$28,200

Capital Improvement Project 2023 through 2027

PROJECT # CD-48

PROJECT NAME: Well #2 Pumphouse Revisions

Project Year:	2024
Department:	Water
Program:	Community Development
Project Type:	Utility Rehab
Useful Life (Years):	50
Contact Person:	Community Development Director



Project Description:

Well No. 2 refurbish well and add chemical treatment rooms if well is kept in service. Well may be capped to allow for construction of Well No. 7.

Project Justification:

Well No. 2 is aging and does not have separated chemical rooms.

Funding Sources	FY2023	FY2024	FY2025	FY2026	FY2027	Total
Water Fund (601)	\$0	\$650,000	\$0	\$0	\$0	\$650,000
Total	\$0	\$650,000	\$0	\$0	\$0	\$650,000

Expenditures	FY2023	FY2024	FY2025	FY2026	FY2027	Total
Infrastructure	\$0	\$650,000	\$0	\$0	\$0	\$650,000
Total	0	\$650,000	\$0	\$0	\$0	\$650,000

Capital Improvement Project 2023 through 2027

PROJECT # CD-122

PROJECT NAME: 2025 Sanitary Sewer Lining Project

Project Year:	2025
Department:	Sewer
Program:	Community Development
Project Type:	Utility Rehab
Useful Life (Years):	20
Contact Person:	Community Development Director



Project Description:

Line Sanitary Sewer main lines and manholes to reduce inflow and infiltration into the system.

Project Justification:

Seepage of ground water into sanitary sewer system increases discharge to Met Council system resulting in higher sewer charges and need for additional capacity downstream.

Funding Sources	FY2023	FY2024	FY2025	FY2026	FY2027	Total
Sewer Fund (602)	\$0	\$0	\$75,000	\$0	\$0	\$75,000
Total	\$0	\$0	\$75,000	\$0	\$0	\$75,000

Expenditures	FY2023	FY2024	FY2025	FY2026	FY2027	Total
Infrastructure	\$0	\$0	\$75,000	\$0	\$0	\$75,000
Total	0	\$0	\$75,000	\$0	\$0	\$75,000

Capital Improvement Project 2023 through 2027

PROJECT # CD-117

PROJECT NAME: 2025 Surface Water Management Project

Project Year:	2025
Department:	Storm Water
Program:	Community Development
Project Type:	Utility Rehab
Useful Life (Years):	20
Contact Person:	Community Development Director



Project Description:

Annual storm pond, pipe, and outlet cleaning and maintenance

Project Justification:

Maintenance of storm facilities to meet rate and water quality requirements

Funding Sources	FY2023	FY2024	FY2025	FY2026	FY2027	Total
Storm Water Fund (603)	\$0	\$0	\$220,000	\$0	\$0	\$220,000
Total	\$0	\$0	\$220,000	\$0	\$0	\$220,000

Expenditures	FY2023	FY2024	FY2025	FY2026	FY2027	Total
Infrastructure	\$0	\$0	\$220,000	\$0	\$0	\$220,000
Total	0	\$0	\$220,000	\$0	\$0	\$220,000

Capital Improvement Project 2023 through 2027

PROJECT # CD-128

PROJECT NAME: Well #3 Pumphouse Revisions

Project Year:	2025
Department:	Water
Program:	Community Development
Project Type:	Utility Rehab
Useful Life (Years):	25
Contact Person:	Community Development Director



Project Description:

Upgrade of well house to meet current requirements. Includes roofing, electrical and mechanical revisions.

Project Justification:

Building is nearing 50 years old and in need of updates.

Funding Sources	FY2023	FY2024	FY2025	FY2026	FY2027	Total
Water Fund (601)	\$0	\$0	\$350,000	\$0	\$0	\$350,000
Total	\$0	\$0	\$350,000	\$0	\$0	\$350,000

Expenditures	FY2023	FY2024	FY2025	FY2026	FY2027	Total
Infrastructure	\$0	\$0	\$350,000	\$0	\$0	\$350,000
Total	0	\$0	\$350,000	\$0	\$0	\$350,000

Capital Improvement Project 2023 through 2027

PROJECT # CD-123

PROJECT NAME: 2026 Sanitary Sewer Lining Project

Project Year:	2026
Department:	Sewer
Program:	Community Development
Project Type:	Utility Rehab
Useful Life (Years):	20
Contact Person:	Community Development Director



Project Description:

Line Sanitary Sewer main lines and manholes to reduce inflow and infiltration into the system.

Project Justification:

Seepage of ground water into sanitary sewer system increases discharge to Met Council system resulting in higher sewer charges and need for additional capacity downstream.

Funding Sources	FY2023	FY2024	FY2025	FY2026	FY2027	Total
Sewer Fund (602)	\$0	\$0	\$0	\$75,000	\$0	\$75,000
Total	\$0	\$0	\$0	\$75,000	\$0	\$75,000

Expenditures	FY2023	FY2024	FY2025	FY2026	FY2027	Total
Infrastructure	\$0	\$0	\$0	\$75,000	\$0	\$75,000
Total	0	\$0	\$0	\$75,000	\$0	\$75,000

Capital Improvement Project 2023 through 2027

PROJECT # CD-119

PROJECT NAME: 2026 Surface Water Management Project

Project Year:	2026
Department:	Storm Water
Program:	Community Development
Project Type:	Utility Rehab
Useful Life (Years):	20
Contact Person:	Community Development Director



Project Description:

Annual storm pond, pipe, and outlet cleaning and maintenance

Project Justification:

Maintenance of storm facilities to meet rate and water quality requirements

Funding Sources	FY2023	FY2024	FY2025	FY2026	FY2027	Total
Storm Water Fund (603)	\$0	\$0	\$0	\$220,000	\$0	\$220,000
Storm Water Fund (603)	\$0	\$0	\$0	\$0	\$0	\$0
Total	\$0	\$0	\$0	\$220,000	\$0	\$220,000

Expenditures	FY2023	FY2024	FY2025	FY2026	FY2027	Total
Infrastructure	\$0	\$0	\$0	\$220,000	\$0	\$220,000
Total	0	\$0	\$0	\$220,000	\$0	\$220,000

Capital Improvement Project 2023 through 2027

PROJECT # CD-186

PROJECT NAME: 2027 Sanitary Sewer Lining Project

Project Year:	2027
Department:	Utilities
Program:	Community Development
Project Type:	Utility Rehab
Useful Life (Years):	20
Contact Person:	Community Development Director



Project Description:

Line Sanitary Sewer main lines and manholes to reduce inflow and infiltration into the system.

Project Justification:

Seepage of ground water into sanitary sewer system increases discharge to Met Council system resulting in higher sewer charges and need for additional capacity downstream.

Funding Sources	FY2023	FY2024	FY2025	FY2026	FY2027	Total
Sewer Fund (602)	\$0	\$0	\$0	\$0	\$100,000	\$100,000
Total	\$0	\$0	\$0	\$0	\$100,000	\$100,000

Expenditures	FY2023	FY2024	FY2025	FY2026	FY2027	Total
Infrastructure	\$0	\$0	\$0	\$0	\$100,000	\$100,000
Total	0	\$0	\$0	\$0	\$100,000	\$100,000

Capital Improvement Project 2023 through 2027

PROJECT # CD-118

PROJECT NAME: 2027 Surface Water Management Project

Project Year:	2027
Department:	Storm Water
Program:	Community Development
Project Type:	Utility Rehab
Useful Life (Years):	20
Contact Person:	Community Development Director



Project Description:

Annual storm pond, pipe, and outlet cleaning and maintenance

Project Justification:

Maintenance of storm facilities to meet rate and water quality requirements

Funding Sources	FY2023	FY2024	FY2025	FY2026	FY2027	Total
Storm Water Fund (603)	\$0	\$0	\$0	\$0	\$220,000	\$220,000
Total	\$0	\$0	\$0	\$0	\$220,000	\$220,000

Expenditures	FY2023	FY2024	FY2025	FY2026	FY2027	Total
Infrastructure	\$0	\$0	\$0	\$0	\$220,000	\$220,000
Total	0	\$0	\$0	\$0	\$220,000	\$220,000

Capital Improvement Project 2023 through 2027

PROJECT # CW-177

PROJECT NAME: Lift Station #9 - Pumps

Project Year:	2027
Department:	Sewer
Program:	Citywide
Project Type:	Utility Rehab
Useful Life (Years):	25
Contact Person:	Public Services Director



Project Description:

Replacement of Lift Station #9 Pumps
2pumps X \$6,500 = \$13,000

Project Justification:

Pumps become old and unreliable. Cheaper to replace than to repair.

Funding Sources	FY2023	FY2024	FY2025	FY2026	FY2027	Total
Sewer Fund (602)	\$0	\$0	\$0	\$0	\$13,000	\$13,000
Total	\$0	\$0	\$0	\$0	\$13,000	\$13,000

Expenditures	FY2023	FY2024	FY2025	FY2026	FY2027	Total
Capital Equipment	\$0	\$0	\$0	\$0	\$13,000	\$13,000
Total	0	\$0	\$0	\$0	\$13,000	\$13,000

Capital Improvement Project 2023 through 2027

PROJECT # CD-24

PROJECT NAME: Lake Drive Trunk Watermain

Project Year:	2023
Department:	Water
Program:	Community Development
Project Type:	Utility Trunk
Useful Life (Years):	50
Contact Person:	Community Development Director



Project Description:

Extend Trunk Watermain from Park Ct to Forsham Lake Dr

Project Justification:

Part of the long range water system plan to strengthen water pressure and provide redundancy.

Funding Sources	FY2023	FY2024	FY2025	FY2026	FY2027	Total
Area & Unit Trunk Fund (406)	\$200,000	\$0	\$0	\$0	\$0	\$200,000
Total	\$200,000	\$0	\$0	\$0	\$0	\$200,000

Expenditures	FY2023	FY2024	FY2025	FY2026	FY2027	Total
Infrastructure	\$200,000	\$0	\$0	\$0	\$0	\$200,000
Total	200,000	\$0	\$0	\$0	\$0	\$200,000

Capital Improvement Project 2023 through 2027

PROJECT # CD-188

PROJECT NAME: NE Area Regional Storm Improvements

Project Year:	2023
Department:	Storm Water
Program:	Community Development
Project Type:	Utility Trunk
Useful Life (Years):	50
Contact Person:	Community Development Director



Project Description:

Construct trunk storm water conveyance from Otter Lake Road to 35E Pipe Crossing.

Project Justification:

Funding Sources	FY2023	FY2024	FY2025	FY2026	FY2027	Total
Surface Water Management Fund (422)	\$2,000,000	\$0	\$0	\$0	\$0	\$2,000,000
Total	\$2,000,000	\$0	\$0	\$0	\$0	\$2,000,000

Expenditures	FY2023	FY2024	FY2025	FY2026	FY2027	Total
Infrastructure	\$2,000,000	\$0	\$0	\$0	\$0	\$2,000,000
Total	2,000,000	\$0	\$0	\$0	\$0	\$2,000,000

Capital Improvement Project 2023 through 2027

PROJECT # CD-191

PROJECT NAME: NE Wetland Bank Design and Permitting

Project Year:	2023
Department:	Storm Water
Program:	Community Development
Project Type:	Utility Trunk
Useful Life (Years):	10
Contact Person:	Community Development Director



Project Description:

Project design, permitting and Mitigation Banking Instrument (MBI) preparation for NE Area Wetland Bank

Project Justification:

Establishment of a wetland bank is intended to generate credits for use on city projects and for sale to private development projects. Intended to off set potential impacts with 35E development corridor. Credit sales are planned off set development costs.

Funding Sources	FY2023	FY2024	FY2025	FY2026	FY2027	Total
Surface Water Management Fund (422)	\$90,000	\$0	\$0	\$0	\$0	\$90,000
Total	\$90,000	\$0	\$0	\$0	\$0	\$90,000

Expenditures	FY2023	FY2024	FY2025	FY2026	FY2027	Total
Infrastructure	\$90,000	\$0	\$0	\$0	\$0	\$90,000
Total	90,000	\$0	\$0	\$0	\$0	\$90,000

Capital Improvement Project 2023 through 2027

PROJECT # CD-127

PROJECT NAME: Sewer District 3H Trunk Improvements

Project Year:	2023
Department:	Sewer
Program:	Community Development
Project Type:	Utility Trunk
Useful Life (Years):	50
Contact Person:	Community Development Director



Project Description:

Construction of Lift Station and forecmain to serve sewer subdistrict 3H (west of 20th Avenue). Liebel and Salo properties located in utility staging areas 1A and 1B.

Project Justification:

Property is guided for sewer residential growth in utility staging area 1A and 1B (2020-2030).

Funding Sources	FY2023	FY2024	FY2025	FY2026	FY2027	Total
Area & Unit Trunk Fund (406)	\$184,000	\$0	\$0	\$0	\$0	\$184,000
Assessments	\$184,000	\$0	\$0	\$0	\$0	\$184,000
Total	\$368,000	\$0	\$0	\$0	\$0	\$368,000

Expenditures	FY2023	FY2024	FY2025	FY2026	FY2027	Total
Infrastructure	\$368,000	\$0	\$0	\$0	\$0	\$368,000
Total	368,000	\$0	\$0	\$0	\$0	\$368,000

Capital Improvement Project 2023 through 2027

PROJECT # CD-187

PROJECT NAME: Shenandoah Park Surface Water BMP

Project Year:	2023
Department:	Storm Water
Program:	Community Development
Project Type:	Utility Trunk
Useful Life (Years):	25
Contact Person:	Community Development Director



Project Description:

Construct storm water Best Management Project at Shenandoah Park per 2022 Feasibility Study. 50% cost share with RCWD.

Project Justification:

Funding Sources	FY2023	FY2024	FY2025	FY2026	FY2027	Total
Other	\$100,000	\$0	\$0	\$0	\$0	\$100,000
Surface Water Management Fund (422)	\$100,000	\$0	\$0	\$0	\$0	\$100,000
Total	\$200,000	\$0	\$0	\$0	\$0	\$200,000

Expenditures	FY2023	FY2024	FY2025	FY2026	FY2027	Total
Infrastructure	\$200,000	\$0	\$0	\$0	\$0	\$200,000
Total	200,000	\$0	\$0	\$0	\$0	\$200,000

Capital Improvement Project 2023 through 2027

PROJECT # CD-65

PROJECT NAME: Trunk Sewer

Project Year:	2023
Department:	Sewer
Program:	Community Development
Project Type:	Utility Trunk
Useful Life (Years):	50
Contact Person:	Community Development Director



Project Description:

Century Farm North SD 2I. Extension of sanitary sewer north of Robinson Drive to service sod farms. Improvements will be developer installed. Trunk Utility charges will be credited for oversizing and overdepth.

Project Justification:

Funding Sources	FY2023	FY2024	FY2025	FY2026	FY2027	Total
Area & Unit Trunk Fund (406)	\$250,000	\$0	\$0	\$0	\$0	\$250,000
Other	\$800,000	\$0	\$0	\$0	\$0	\$800,000
Total	\$1,050,000	\$0	\$0	\$0	\$0	\$1,050,000

Expenditures	FY2023	FY2024	FY2025	FY2026	FY2027	Total
Infrastructure	\$1,050,000	\$0	\$0	\$0	\$0	\$1,050,000
Total	1,050,000	\$0	\$0	\$0	\$0	\$1,050,000

Capital Improvement Project 2023 through 2027

PROJECT # CD-74

PROJECT NAME: Well #7

Project Year:	2023
Department:	Water
Program:	Community Development
Project Type:	Utility Trunk
Useful Life (Years):	50
Contact Person:	Community Development Director



Project Description:

Construction of Well No. 7 and Pumphouse to provide additional water production. Well is proposed to be located adjacent to Rice Creek Elementary on property currently owned by Anoka County.

Project Justification:

Funding Sources	FY2023	FY2024	FY2025	FY2026	FY2027	Total
Area & Unit Trunk Fund (406)	\$1,100,000	\$0	\$0	\$0	\$0	\$1,100,000
Total	\$1,100,000	\$0	\$0	\$0	\$0	\$1,100,000

Expenditures	FY2023	FY2024	FY2025	FY2026	FY2027	Total
Infrastructure	\$1,100,000	\$0	\$0	\$0	\$0	\$1,100,000
Total	1,100,000	\$0	\$0	\$0	\$0	\$1,100,000

Capital Improvement Project 2023 through 2027

PROJECT # CD-126

PROJECT NAME: Lift Station #10 Upgrade

Project Year:	2024
Department:	Sewer
Program:	Community Development
Project Type:	Utility Trunk
Useful Life (Years):	50
Contact Person:	Community Development Director



Project Description:

Upgrade Lift Station 10 - pump addition to list station serving sewer district 2I north of Century Farm North development

Project Justification:

Add additional pump to increase capacity to accommodate new growth in subdistrict

Funding Sources	FY2023	FY2024	FY2025	FY2026	FY2027	Total
Area & Unit Trunk Fund (406)	\$0	\$73,500	\$0	\$0	\$0	\$73,500
Total	\$0	\$73,500	\$0	\$0	\$0	\$73,500

Expenditures	FY2023	FY2024	FY2025	FY2026	FY2027	Total
Infrastructure	\$0	\$73,500	\$0	\$0	\$0	\$73,500
Total	0	\$73,500	\$0	\$0	\$0	\$73,500

Capital Improvement Project 2023 through 2027

PROJECT # CD-28

PROJECT NAME: Lift Station and Forcemain

Project Year:	2024
Department:	Sewer
Program:	Community Development
Project Type:	Utility Trunk
Useful Life (Years):	50
Contact Person:	Community Development Director



Project Description:

Maple Street LS and Forcemain SD 2K

Project Justification:

Provide sanitary sewer to small lot area with failing subsurface sewage treatment systems

Funding Sources	FY2023	FY2024	FY2025	FY2026	FY2027	Total
Area & Unit Trunk Fund (406)	\$0	\$300,000	\$0	\$0	\$0	\$300,000
Total	\$0	\$300,000	\$0	\$0	\$0	\$300,000

Expenditures	FY2023	FY2024	FY2025	FY2026	FY2027	Total
Infrastructure	\$0	\$300,000	\$0	\$0	\$0	\$300,000
Total	0	\$300,000	\$0	\$0	\$0	\$300,000

Capital Improvement Project 2023 through 2027

PROJECT # CD-201

PROJECT NAME: Wetland Bank #3

Project Year:	2024
Department:	Storm Water
Program:	Community Development
Project Type:	Utility Trunk
Useful Life (Years):	30
Contact Person:	Community Development Director



Project Description:

Land acquisition and Construction

Project Justification:

Establish wetland bank for preservation of open space, credit sale and use on City projects. Credit sales used to offset project costs as part of Natural Resource Revolving Fund. Also serves as stormwater/flood mitigation retention area for NE Drainage Area

Funding Sources	FY2023	FY2024	FY2025	FY2026	FY2027	Total
Surface Water Management Fund (422)	\$0	\$2,200,000	\$430,000	\$345,000	\$345,000	\$3,320,000
Total	\$0	\$2,200,000	\$430,000	\$345,000	\$345,000	\$3,320,000

Expenditures	FY2023	FY2024	FY2025	FY2026	FY2027	Total
Infrastructure	\$0	\$2,200,000	\$430,000	\$345,000	\$345,000	\$3,320,000
Total	0	\$2,200,000	\$430,000	\$345,000	\$345,000	\$3,320,000

Capital Improvement Project 2023 through 2027

PROJECT # CD-202

PROJECT NAME: 2025 Surface Water Quality Project

Project Year:	2025
Department:	Storm Water
Program:	Community Development
Project Type:	Utility Trunk
Useful Life (Years):	25
Contact Person:	Community Development Director



Project Description:

Planned Water Quality Improvement Project. Project designed to address impaired waters phosphorus load reductions in a designated subwatershed

Project Justification:

City is required under it's MS4 permit to reducing pollutant loading in impaired waters by reducing Total Maximum Daily Load (TMDL) limits.

Funding Sources	FY2023	FY2024	FY2025	FY2026	FY2027	Total
Surface Water Management Fund (422)	\$0	\$0	\$100,000	\$0	\$0	\$100,000
Total	\$0	\$0	\$100,000	\$0	\$0	\$100,000

Expenditures	FY2023	FY2024	FY2025	FY2026	FY2027	Total
Infrastructure	\$0	\$0	\$100,000	\$0	\$0	\$100,000
Total	0	\$0	\$100,000	\$0	\$0	\$100,000

Capital Improvement Project 2023 through 2027

PROJECT # CD-125

PROJECT NAME: Well #7 Raw Watermain to WTF

Project Year:	2026
Department:	Water
Program:	Community Development
Project Type:	Utility Trunk
Useful Life (Years):	50
Contact Person:	Community Development Director



Project Description:

Construct a raw water main to water treatment plant

Project Justification:

Need to connect additional production to treatment plant to meet water supply demand.

Funding Sources	FY2023	FY2024	FY2025	FY2026	FY2027	Total
Area & Unit Trunk Fund (406)	\$0	\$0	\$0	\$300,000	\$0	\$300,000
Total	\$0	\$0	\$0	\$300,000	\$0	\$300,000

Expenditures	FY2023	FY2024	FY2025	FY2026	FY2027	Total
Infrastructure	\$0	\$0	\$0	\$300,000	\$0	\$300,000
Total	0	\$0	\$0	\$300,000	\$0	\$300,000

Capital Improvement Project 2023 through 2027

PROJECT # CD-203

PROJECT NAME: 2027 Surface Water Quality Improvement Project

Project Year:	2027
Department:	Storm Water
Program:	Community Development
Project Type:	Utility Trunk
Useful Life (Years):	25
Contact Person:	Community Development Director



Project Description:

Installation of Water Quality BMP's to reduce contaminants entering public waters

Project Justification:

City is required under MS4 permit to meeting TMDL loading restrictions.

Funding Sources	FY2023	FY2024	FY2025	FY2026	FY2027	Total
Surface Water Management Fund (422)	\$0	\$0	\$0	\$0	\$100,000	\$100,000
Total	\$0	\$0	\$0	\$0	\$100,000	\$100,000

Expenditures	FY2023	FY2024	FY2025	FY2026	FY2027	Total
Infrastructure	\$0	\$0	\$0	\$0	\$100,000	\$100,000
Total	0	\$0	\$0	\$0	\$100,000	\$100,000

Capital Improvement Project 2023 through 2027

PROJECT # CD-25

PROJECT NAME: Lake Drive Trunk Watermain

Project Year:	2027
Department:	Water
Program:	Community Development
Project Type:	Utility Trunk
Useful Life (Years):	50
Contact Person:	Community Development Director



Project Description:

Phase 3 - 2nd Ave to Ivy Ridge

Project Justification:

Funding Sources	FY2023	FY2024	FY2025	FY2026	FY2027	Total
Area & Unit Trunk Fund (406)	\$0	\$0	\$0	\$0	\$627,000	\$627,000
Total	\$0	\$0	\$0	\$0	\$627,000	\$627,000

Expenditures	FY2023	FY2024	FY2025	FY2026	FY2027	Total
Infrastructure	\$0	\$0	\$0	\$0	\$627,000	\$627,000
Total	0	\$0	\$0	\$0	\$627,000	\$627,000

Capital Improvement Project 2023 through 2027

PROJECT # CD-185

PROJECT NAME: West Side Relief Sewer to Lakeview Dr and sewer districts 2E, 2F, 2I, 2J

Project Year:	2027
Department:	Utilities
Program:	Community Development
Project Type:	Utility Trunk
Useful Life (Years):	50
Contact Person:	Community Development Director



Project Description:

Provides sewer service to Lakeview Drive and new trunk capacity for sewer districts north 35w and west of 4th Avenue.

Project Justification:

Funding Sources	FY2023	FY2024	FY2025	FY2026	FY2027	Total
Area & Unit Trunk Fund (406)	\$0	\$0	\$0	\$0	\$3,760,000	\$3,760,000
Total	\$0	\$0	\$0	\$0	\$3,760,000	\$3,760,000

Expenditures	FY2023	FY2024	FY2025	FY2026	FY2027	Total
Infrastructure	\$0	\$0	\$0	\$0	\$3,760,000	\$3,760,000
Total	0	\$0	\$0	\$0	\$3,760,000	\$3,760,000

Capital Improvement Project 2023 through 2027

PROJECT # CW-46

PROJECT NAME: #200 Plow Truck

Project Year:	2023
Department:	Fleet
Program:	Citywide
Project Type:	Vehicles
Useful Life (Years):	13
Contact Person:	Public Services Director



Project Description:

2007 Ford Sterling L8500 Dump Truck

Project Justification:

Purchased in 2007 this plow truck has served its purpose. The plow truck has been pushed out for replacement over the last few years. This is a critical piece of equipment in the snow removal process and is responsible for clearing 1/5 of city roads of snow. The operation conditions of the power truck are consistently in the ice, salt, and snow. The trucks are operated under heavy working loads with full dump boxes, plow, and wing. The trucks are operated in a constant working condition while pushing snow. Truck breakdowns and unreliability of the equipment are becoming concerns especially during snow emergencies. Truck #200 has over 80,000 miles the body is showing signs of age and failure in the near future.

Funding Sources	FY2023	FY2024	FY2025	FY2026	FY2027	Total
Capital Equipment Revolving Fund (402)	\$305,000	\$0	\$0	\$0	\$0	\$305,000
Total	\$305,000	\$0	\$0	\$0	\$0	\$305,000

Expenditures	FY2023	FY2024	FY2025	FY2026	FY2027	Total
Capital Equipment	\$305,000	\$0	\$0	\$0	\$0	\$305,000
Total	305,000	\$0	\$0	\$0	\$0	\$305,000

Capital Improvement Project 2023 through 2027

PROJECT # CW-62

PROJECT NAME: #214 Truck

Project Year:	2023
Department:	Fleet
Program:	Citywide
Project Type:	Vehicles
Useful Life (Years):	9
Contact Person:	Public Services Director



Project Description:

2008 Chevy 1 Ton 4x4 with plow

Project Justification:

Truck #215 Is a Chevy 1 Ton with a 9'6" plow. Truck #215 was purchased in 2008. The dump box, body and cab corners of the truck are showing rust and age. With a 9 year life expectance of trucks this has been passed up for replacement several times.

Funding Sources	FY2023	FY2024	FY2025	FY2026	FY2027	Total
Capital Equipment Revolving Fund (402)	\$87,000	\$0	\$0	\$0	\$0	\$87,000
Total	\$87,000	\$0	\$0	\$0	\$0	\$87,000

Expenditures	FY2023	FY2024	FY2025	FY2026	FY2027	Total
Capital Equipment	\$87,000	\$0	\$0	\$0	\$0	\$87,000
Total	87,000	\$0	\$0	\$0	\$0	\$87,000

Capital Improvement Project 2023 through 2027

PROJECT # CW-34

PROJECT NAME: #302 Marked Patrol Vehicle

Project Year:	2023
Department:	Police
Program:	Citywide
Project Type:	Vehicles
Useful Life (Years):	5
Contact Person:	Public Safety Director



Project Description:

2016 Ford Explorer

Project Justification:

Emergency vehicles are regularly driven at the upper performance levels. Vehicles with over 100,000 miles are more likely to have transmission, suspension and engine problems. Each of these repairs increases the cost per mile to operate the vehicle.

Peak mechanical and structural condition of performance-driven emergency vehicles is essential to help ensure the safety of the public and officers. Officers are expected to respond to emergencies quickly, with constant due regard for public safety. As such, our emergency vehicles cannot fail. With vehicle age, comes increased risk to the driver and public due to mechanical wear, exterior storage, and the effects of prolonged salt exposure.

Police patrol vehicles often need to idle when in-service and not parked in an area with shore power due to the temperature sensitive medical equipment and supplies the officers carry, as well as to ensure adequate charging of the squad computer. According to Ford Motor Company, each hour of idling is equal to 33 miles. A five year old squad car has approximately 5900 idle hours, which equates to approximately 194,700 additional miles added to the vehicle.

Funding Sources	FY2023	FY2024	FY2025	FY2026	FY2027	Total
Capital Equipment Revolving Fund (402)	\$60,610	\$0	\$0	\$0	\$0	\$60,610
Total	\$60,610	\$0	\$0	\$0	\$0	\$60,610

Expenditures	FY2023	FY2024	FY2025	FY2026	FY2027	Total
Capital Equipment	\$60,610	\$0	\$0	\$0	\$0	\$60,610
Total	60,610	\$0	\$0	\$0	\$0	\$60,610

Capital Improvement Project 2023 through 2027

PROJECT # CW-35

PROJECT NAME: #303 Marked Patrol Vehicle

Project Year:	2023
Department:	Police
Program:	Citywide
Project Type:	Vehicles
Useful Life (Years):	5
Contact Person:	Public Safety Director



Project Description:

2016 Ford Explorer

Project Justification:

Emergency vehicles are regularly driven at the upper performance levels. Vehicles with over 100,000 miles are more likely to have transmission, suspension and engine problems. Each of these repairs increases the cost per mile to operate the vehicle.

Peak mechanical and structural condition of performance-driven emergency vehicles is essential to help ensure the safety of the public and officers. Officers are expected to respond to emergencies quickly, with constant due regard for public safety. As such, our emergency vehicles cannot fail. With vehicle age, comes increased risk to the driver and public due to mechanical wear, exterior storage, and the effects of prolonged salt exposure.

Police patrol vehicles often need to idle when in-service and not parked in an area with shore power due to the temperature sensitive medical equipment and supplies the officers carry, as well as to ensure adequate charging of the squad computer. According to Ford Motor Company, each hour of idling is equal to 33 miles. A five year old squad car has approximately 5900 idle hours, which equates to approximately 194,700 additional miles added to the vehicle.

Funding Sources	FY2023	FY2024	FY2025	FY2026	FY2027	Total
Capital Equipment Revolving Fund (402)	\$60,610	\$0	\$0	\$0	\$0	\$60,610
Total	\$60,610	\$0	\$0	\$0	\$0	\$60,610

Expenditures	FY2023	FY2024	FY2025	FY2026	FY2027	Total
Capital Equipment	\$60,610	\$0	\$0	\$0	\$0	\$60,610
Total	60,610	\$0	\$0	\$0	\$0	\$60,610

Capital Improvement Project 2023 through 2027

PROJECT # CW-40

PROJECT NAME: #382 Marked Patrol Vehicle

Project Year:	2023
Department:	Police
Program:	Citywide
Project Type:	Vehicles
Useful Life (Years):	5
Contact Person:	Public Safety Director



Project Description:

2013 Ford Interceptor

Project Justification:

Emergency vehicles are regularly driven at the upper performance levels. Vehicles with over 100,000 miles are more likely to have transmission, suspension and engine problems. Each of these repairs increases the cost per mile to operate the vehicle.

Peak mechanical and structural condition of performance-driven emergency vehicles is essential to help ensure the safety of the public and officers. Officers are expected to respond to emergencies quickly, with constant due regard for public safety. As such, our emergency vehicles cannot fail. With vehicle age, comes increased risk to the driver and public due to mechanical wear, exterior storage, and the effects of prolonged salt exposure.

Police patrol vehicles often need to idle when in-service and not parked in an area with shore power due to the temperature sensitive medical equipment and supplies the officers carry, as well as to ensure adequate charging of the squad computer. According to Ford Motor Company, each hour of idling is equal to 33 miles. A five year old squad car has approximately 5900 idle hours, which equates to approximately 194,700 additional miles added to the vehicle.

Funding Sources	FY2023	FY2024	FY2025	FY2026	FY2027	Total
Capital Equipment Revolving Fund (402)	\$60,610	\$0	\$0	\$0	\$0	\$60,610
Total	\$60,610	\$0	\$0	\$0	\$0	\$60,610

Expenditures	FY2023	FY2024	FY2025	FY2026	FY2027	Total
Capital Equipment	\$60,610	\$0	\$0	\$0	\$0	\$60,610
Total	60,610	\$0	\$0	\$0	\$0	\$60,610

Capital Improvement Project 2023 through 2027

PROJECT # CW-67

PROJECT NAME: #397 Unmarked Admin Vehicle

Project Year:	2023
Department:	Police
Program:	Citywide
Project Type:	Vehicles
Useful Life (Years):	6
Contact Person:	Public Safety Director



Project Description:

2015 Ford Explorer

Project Justification:

Emergency vehicles are routinely driven at the upper performance levels. Vehicles with over 100,000 miles are more likely to have transmission, suspension and engine problems. Peak mechanical and structural condition of performance-driven emergency vehicles is essential to ensure the safety of the public and our staff. Police staff are expected to respond to emergencies quickly, with constant due regard for public safety. As such, our emergency vehicles cannot fail. With vehicle age, comes increased risk to the driver and public due to mechanical wear, exterior storage, and the effects of prolonged salt exposure.

Funding Sources	FY2023	FY2024	FY2025	FY2026	FY2027	Total
Capital Equipment Revolving Fund (402)	\$51,000	\$0	\$0	\$0	\$0	\$51,000
Total	\$51,000	\$0	\$0	\$0	\$0	\$51,000

Expenditures	FY2023	FY2024	FY2025	FY2026	FY2027	Total
Capital Equipment	\$51,000	\$0	\$0	\$0	\$0	\$51,000
Total	51,000	\$0	\$0	\$0	\$0	\$51,000

Capital Improvement Project 2023 through 2027

PROJECT # CW-66

PROJECT NAME: #301 Unmarked Admin Vehicle

Project Year:	2024
Department:	Police
Program:	Citywide
Project Type:	Vehicles
Useful Life (Years):	6
Contact Person:	Public Safety Director



Project Description:

2016 Ford Explorer

Project Justification:

Emergency vehicles are routinely driven at the upper performance levels. Vehicles with over 100,000 miles are more likely to have transmission, suspension and engine problems. Peak mechanical and structural condition of performance-driven emergency vehicles is essential to ensure the safety of the public and our staff. Police staff are expected to respond to emergencies quickly, with constant due regard for public safety. As such, our emergency vehicles cannot fail. With vehicle age, comes increased risk to the driver and public due to mechanical wear, exterior storage, and the effects of prolonged salt exposure.

Funding Sources	FY2023	FY2024	FY2025	FY2026	FY2027	Total
Capital Equipment Revolving Fund (402)	\$0	\$51,500	\$0	\$0	\$0	\$51,500
Total	\$0	\$51,500	\$0	\$0	\$0	\$51,500

Expenditures	FY2023	FY2024	FY2025	FY2026	FY2027	Total
Capital Equipment	\$0	\$51,500	\$0	\$0	\$0	\$51,500
Total	0	\$51,500	\$0	\$0	\$0	\$51,500

Capital Improvement Project 2023 through 2027

PROJECT # CW-36

PROJECT NAME: #304 Marked Patrol Vehicle

Project Year:	2024
Department:	Police
Program:	Citywide
Project Type:	Vehicles
Useful Life (Years):	5
Contact Person:	Public Safety Director



Project Description:

2016 Ford Explorer

Project Justification:

Emergency vehicles are regularly driven at the upper performance levels. Vehicles with over 100,000 miles are more likely to have transmission, suspension and engine problems. Each of these repairs increases the cost per mile to operate the vehicle.

Peak mechanical and structural condition of performance-driven emergency vehicles is essential to help ensure the safety of the public and officers. Officers are expected to respond to emergencies quickly, with constant due regard for public safety. As such, our emergency vehicles cannot fail. With vehicle age, comes increased risk to the driver and public due to mechanical wear, exterior storage, and the effects of prolonged salt exposure.

Police patrol vehicles often need to idle when in-service and not parked in an area with shore power due to the temperature sensitive medical equipment and supplies the officers carry, as well as to ensure adequate charging of the squad computer. According to Ford Motor Company, each hour of idling is equal to 33 miles. A five year old squad car has approximately 5900 idle hours, which equates to approximately 194,700 additional miles added to the vehicle.

Funding Sources	FY2023	FY2024	FY2025	FY2026	FY2027	Total
Capital Equipment Revolving Fund (402)	\$0	\$62,900	\$0	\$0	\$0	\$62,900
Total	\$0	\$62,900	\$0	\$0	\$0	\$62,900

Expenditures	FY2023	FY2024	FY2025	FY2026	FY2027	Total
Capital Equipment	\$0	\$62,900	\$0	\$0	\$0	\$62,900
Total	0	\$62,900	\$0	\$0	\$0	\$62,900

Capital Improvement Project 2023 through 2027

PROJECT # CW-8

PROJECT NAME: #308 CSO Vehicle

Project Year:	2024
Department:	Police
Program:	Citywide
Project Type:	Vehicles
Useful Life (Years):	6
Contact Person:	Public Safety Director



Project Description:

2018 GMC Sierra Crew

Project Justification:

Emergency vehicles are routinely driven at the upper performance levels. Vehicles with over 100,000 miles are more likely to have transmission, suspension and engine problems. Peak mechanical and structural condition of performance-driven emergency vehicles is essential to ensure the safety of the public and our staff. Police staff are expected to respond to emergencies quickly, with constant due regard for public safety. As such, our emergency vehicles cannot fail. With vehicle age, comes increased risk to the driver and public due to mechanical wear, exterior storage, and the effects of prolonged salt exposure. This vehicle is routinely used to transport prisoners. Consideration of prisoner safety needs to be a factor when considering the replacement of this vehicle.

Funding Sources	FY2023	FY2024	FY2025	FY2026	FY2027	Total
Capital Equipment Revolving Fund (402)	\$0	\$54,000	\$0	\$0	\$0	\$54,000
Total	\$0	\$54,000	\$0	\$0	\$0	\$54,000

Expenditures	FY2023	FY2024	FY2025	FY2026	FY2027	Total
Capital Equipment	\$0	\$54,000	\$0	\$0	\$0	\$54,000
Total	0	\$54,000	\$0	\$0	\$0	\$54,000

Capital Improvement Project 2023 through 2027

PROJECT # CW-37

PROJECT NAME: #314 Marked Patrol Vehicle - Canine

Project Year:	2024
Department:	Police
Program:	Citywide
Project Type:	Vehicles
Useful Life (Years):	5
Contact Person:	Public Safety Director



Project Description:

2020 Ford Explorer

Project Justification:

Emergency vehicles are regularly driven at the upper performance levels. Vehicles with over 100,000 miles are more likely to have transmission, suspension and engine problems. Each of these repairs increases the cost per mile to operate the vehicle.

Peak mechanical and structural condition of performance-driven emergency vehicles is essential to help ensure the safety of the public and officers. Officers are expected to respond to emergencies quickly, with constant due regard for public safety. As such, our emergency vehicles cannot fail. With vehicle age, comes increased risk to the driver and public due to mechanical wear, exterior storage, and the effects of prolonged salt exposure.

Police patrol vehicles often need to idle when in-service and not parked in an area with shore power due to the temperature sensitive medical equipment and supplies the officers carry, as well as to ensure adequate charging of the squad computer. According to Ford Motor Company, each hour of idling is equal to 33 miles. A five year old squad car has approximately 5900 idle hours, which equates to approximately 194,700 additional miles added to the vehicle.

Funding Sources	FY2023	FY2024	FY2025	FY2026	FY2027	Total
Capital Equipment Revolving Fund (402)	\$0	\$63,000	\$0	\$0	\$0	\$63,000
Total	\$0	\$63,000	\$0	\$0	\$0	\$63,000

Expenditures	FY2023	FY2024	FY2025	FY2026	FY2027	Total
Capital Equipment	\$0	\$63,000	\$0	\$0	\$0	\$63,000
Total	0	\$63,000	\$0	\$0	\$0	\$63,000

Capital Improvement Project 2023 through 2027

PROJECT # CW-38

PROJECT NAME: #315 Marked Patrol Vehicle

Project Year:	2024
Department:	Police
Program:	Citywide
Project Type:	Vehicles
Useful Life (Years):	5
Contact Person:	Public Safety Director



Project Description:

2020 Ford Explorer

Project Justification:

Emergency vehicles are regularly driven at the upper performance levels. Vehicles with over 100,000 miles are more likely to have transmission, suspension and engine problems. Each of these repairs increases the cost per mile to operate the vehicle.

Peak mechanical and structural condition of performance-driven emergency vehicles is essential to help ensure the safety of the public and officers. Officers are expected to respond to emergencies quickly, with constant due regard for public safety. As such, our emergency vehicles cannot fail. With vehicle age, comes increased risk to the driver and public due to mechanical wear, exterior storage, and the effects of prolonged salt exposure.

Police patrol vehicles often need to idle when in-service and not parked in an area with shore power due to the temperature sensitive medical equipment and supplies the officers carry, as well as to ensure adequate charging of the squad computer. According to Ford Motor Company, each hour of idling is equal to 33 miles. A five year old squad car has approximately 5900 idle hours, which equates to approximately 194,700 additional miles added to the vehicle.

Funding Sources	FY2023	FY2024	FY2025	FY2026	FY2027	Total
Capital Equipment Revolving Fund (402)	\$0	\$62,900	\$0	\$0	\$0	\$62,900
Total	\$0	\$62,900	\$0	\$0	\$0	\$62,900

Expenditures	FY2023	FY2024	FY2025	FY2026	FY2027	Total
Capital Equipment	\$0	\$62,900	\$0	\$0	\$0	\$62,900
Total	0	\$62,900	\$0	\$0	\$0	\$62,900

Capital Improvement Project 2023 through 2027

PROJECT # CW-68

PROJECT NAME: #398 Unmarked Admin Vehicle

Project Year:	2024
Department:	Police
Program:	Citywide
Project Type:	Vehicles
Useful Life (Years):	6
Contact Person:	Public Safety Director



Project Description:

2015 Ford Explorer

Project Justification:

Emergency vehicles are routinely driven at the upper performance levels. Vehicles with over 100,000 miles are more likely to have transmission, suspension and engine problems. Peak mechanical and structural condition of performance-driven emergency vehicles is essential to ensure the safety of the public and our staff. Police staff are expected to respond to emergencies quickly, with constant due regard for public safety. As such, our emergency vehicles cannot fail. With vehicle age, comes increased risk to the driver and public due to mechanical wear, exterior storage, and the effects of prolonged salt exposure.

Funding Sources	FY2023	FY2024	FY2025	FY2026	FY2027	Total
Capital Equipment Revolving Fund (402)	\$0	\$51,500	\$0	\$0	\$0	\$51,500
Total	\$0	\$51,500	\$0	\$0	\$0	\$51,500

Expenditures	FY2023	FY2024	FY2025	FY2026	FY2027	Total
Capital Equipment	\$0	\$51,500	\$0	\$0	\$0	\$51,500
Total	0	\$51,500	\$0	\$0	\$0	\$51,500

Capital Improvement Project 2023 through 2027

PROJECT # CW-63

PROJECT NAME: #403 Truck

Project Year:	2024
Department:	Fleet
Program:	Citywide
Project Type:	Vehicles
Useful Life (Years):	9
Contact Person:	Public Services Director



Project Description:

2011 GMC Sierra 3500 with dump box

Project Justification:

Truck #403 is a 1 ton dump box truck used by the parks department in the maintenance of parks, trails, and snow removal. The truck currently has 58,000 Miles on it (12-2022). The truck is showing signs of rust in the box and cab corners. Truck #403 is recommended to be replaced in 2024 following the capital asset policy.

Funding Sources	FY2023	FY2024	FY2025	FY2026	FY2027	Total
Capital Equipment Revolving Fund (402)	\$0	\$103,000	\$0	\$0	\$0	\$103,000
Total	\$0	\$103,000	\$0	\$0	\$0	\$103,000

Expenditures	FY2023	FY2024	FY2025	FY2026	FY2027	Total
Capital Equipment	\$	\$103,000	\$0	\$0	\$0	\$103,000
Total	0	\$103,000	\$0	\$0	\$0	\$103,000

Capital Improvement Project 2023 through 2027

PROJECT # CW-132

PROJECT NAME: #503 Truck

Project Year:	2024
Department:	Utilities
Program:	Citywide
Project Type:	Vehicles
Useful Life (Years):	9
Contact Person:	Public Services Director



Project Description:

2015 Ford F250 4X4 Reg Cab SS SRW

Project Justification:

Truck #503 purchased in 2015 is a utilities vehicle. This vehicle is assigned to one employee in the utilities department as their primary vehicle. The truck is used in the daily operations of the utilities department for station checks, locates, water shut offs, hauling large equipment, and the snow removal operations primarily plowing cul-de-sacs and utilities lots. This vehicle has 90,000 miles on it (12/2022) and is not the right truck for utilities operations. Replacement recommendation is a F-250 four door diesel which fits the operations and heavy usage these trucks receive. Truck #503 is starting to need repairs such as alignments, tie rods, and has had issues starting. Vehicle replacement is recommended based on the capital asset policy, wear and tear, and vehicle purpose.

Funding Sources	FY2023	FY2024	FY2025	FY2026	FY2027	Total
Sewer Fund (602)	\$0	\$37,500	\$0	\$0	\$0	\$37,500
Water Fund (601)	\$0	\$37,500	\$0	\$0	\$0	\$37,500
Total	\$0	\$75,000	\$0	\$0	\$0	\$75,000

Expenditures	FY2023	FY2024	FY2025	FY2026	FY2027	Total
Capital Equipment	\$0	\$75,000	\$0	\$0	\$0	\$75,000
Total	0	\$75,000	\$0	\$0	\$0	\$75,000

Capital Improvement Project 2023 through 2027

PROJECT # CW-81

PROJECT NAME: #525 Utilities Truck with Crane

Project Year:	2024
Department:	Utilities
Program:	Citywide
Project Type:	Vehicles
Useful Life (Years):	13
Contact Person:	Public Services Director



Project Description:

2004 F-450 Truck with Crane

Project Justification:

Truck #525 is a 2004 F-450 with a utility body and crane for the maintenance of lift station pumps. This truck holds all the tools and special equipment needed to repair hydrants, valve, lift station pumps, and air relief pits. It has 25000 miles on it (12/2022). During the growth over the last 20 years the size of pumps has increase and this truck is on the edge of its capabilities. Replacement is recommended based on the capital asset policy and the capabilities of the truck. Replacement truck will need to have a heavier crane and chassis to support the weigh and needs of the maintenance of the sewer pumps.

Funding Sources	FY2023	FY2024	FY2025	FY2026	FY2027	Total
Sewer Fund (602)	\$0	\$75,000	\$0	\$0	\$0	\$75,000
Water Fund (601)	\$0	\$75,000	\$0	\$0	\$0	\$75,000
Total	\$0	\$150,000	\$0	\$0	\$0	\$150,000

Expenditures	FY2023	FY2024	FY2025	FY2026	FY2027	Total
Capital Equipment	\$0	\$150,000	\$0	\$0	\$0	\$150,000
Total	0	\$150,000	\$0	\$0	\$0	\$150,000

Capital Improvement Project 2023 through 2027

PROJECT # CW-77

PROJECT NAME: #NEW Plow Truck

Project Year:	2024
Department:	Fleet
Program:	Citywide
Project Type:	Vehicles
Useful Life (Years):	13
Contact Person:	Public Services Director



Project Description:

Purchase new plow truck to create additional snow plow route to clear all city streets after snowfalls more quickly

Project Justification:

City lane miles have increase. To complete the process of making city roads safe in a timely manner after a snow event there is a need for an additional plow truck to be added to the fleet.

Funding Sources	FY2023	FY2024	FY2025	FY2026	FY2027	Total
Capital Equipment Revolving Fund (402)	\$0	\$318,000	\$0	\$0	\$0	\$318,000
Total	\$0	\$318,000	\$0	\$0	\$0	\$318,000

Expenditures	FY2023	FY2024	FY2025	FY2026	FY2027	Total
Capital Equipment	\$0	\$318,000	\$0	\$0	\$0	\$318,000
Total	0	\$318,000	\$0	\$0	\$0	\$318,000

Capital Improvement Project 2023 through 2027

PROJECT # CW-136

PROJECT NAME: #NEW Vac/Jetter Combo Truck

Project Year:	2024
Department:	Sewer
Program:	Citywide
Project Type:	Vehicles
Useful Life (Years):	20
Contact Person:	Public Services Director



Project Description:

Vac/Jetter Combo Truck

Project Justification:

Equipment to clean 20% of all sewer and storm sewer lines in the city annually.

Rate for contracted cleaning is \$3.25 per foot. over 100 miles of sanitary sewer lines in Lino Lakes.

Funding Sources	FY2023	FY2024	FY2025	FY2026	FY2027	Total
Sewer Fund (602)	\$0	\$650,000	\$0	\$0	\$0	\$650,000
Total	\$0	\$650,000	\$0	\$0	\$0	\$650,000

Expenditures	FY2023	FY2024	FY2025	FY2026	FY2027	Total
Capital Equipment	\$0	\$650,000	\$0	\$0	\$0	\$650,000
Total	0	\$650,000	\$0	\$0	\$0	\$650,000

Capital Improvement Project 2023 through 2027

PROJECT # CW-5

PROJECT NAME: #239 Bucket Truck

Project Year:	2025
Department:	Fleet
Program:	Citywide
Project Type:	Vehicles
Useful Life (Years):	13
Contact Person:	Public Services Director



Project Description:

1993 Ford L8000 Bucket Truck

Project Justification:

1993 Ford L8000 Bucket Truck is a repurposed plow truck that was fitted with a bucket and boom platform. It has 105,000 miles on the truck. Replacement truck recommendation is smaller size truck but comparable boom and bucket capabilities.

Funding Sources	FY2023	FY2024	FY2025	FY2026	FY2027	Total
Capital Equipment Revolving Fund (402)	\$0	\$0	\$180,000	\$0	\$0	\$180,000
Total	\$0	\$0	\$180,000	\$0	\$0	\$180,000

Expenditures	FY2023	FY2024	FY2025	FY2026	FY2027	Total
Capital Equipment	\$0	\$0	\$180,000	\$0	\$0	\$180,000
Total	0	\$0	\$180,000	\$0	\$0	\$180,000

Capital Improvement Project 2023 through 2027

PROJECT # CW-137

PROJECT NAME: #259 Truck

Project Year:	2025
Department:	Fleet
Program:	Citywide
Project Type:	Vehicles
Useful Life (Years):	9
Contact Person:	Public Services Director



Project Description:

2016 GMC Sierra 4WD Reg Cab

Project Justification:

Truck #259 is a Parks vehicle that was purchased to accommodate narrow trails, tight turns, and general park maintenance. It has a 7'6" plow and 62,000 miles of service on the truck. When not being used for park maintenance it is used in plowing cul-de-sacs and parking lots. Operations of a plow on a 1/2 ton truck is hard on the equipment and will lead to an early failure of the truck. Recommended replacement is a short wheel base pickup truck for the purpose of navigating the trail system. 1/2 ton truck or smaller. Consider earlier replacement of this vehicle in replacement schedule.

Funding Sources	FY2023	FY2024	FY2025	FY2026	FY2027	Total
Capital Equipment Revolving Fund (402)	\$0	\$0	\$65,000	\$0	\$0	\$65,000
Total	\$0	\$0	\$65,000	\$0	\$0	\$65,000

Expenditures	FY2023	FY2024	FY2025	FY2026	FY2027	Total
Capital Equipment	\$0	\$0	\$65,000	\$0	\$0	\$65,000
Total	0	\$0	\$65,000	\$0	\$0	\$65,000

Capital Improvement Project 2023 through 2027

PROJECT # CW-69

PROJECT NAME: #306 Investigation Vehicle

Project Year:	2025
Department:	Police
Program:	Citywide
Project Type:	Vehicles
Useful Life (Years):	8
Contact Person:	Public Safety Director



Project Description:

2017 Ford Fusion

Project Justification:

Emergency vehicles are routinely driven at the upper performance levels. Vehicles with over 100,000 miles are more likely to have transmission, suspension and engine problems. Peak mechanical and structural condition of performance-driven emergency vehicles is essential to ensure the safety of the public and our staff. Police staff are expected to respond to emergencies quickly, with constant due regard for public safety. As such, our emergency vehicles cannot fail. With vehicle age, comes increased risk to the driver and public due to mechanical wear, exterior storage, and the effects of prolonged salt exposure.

Funding Sources	FY2023	FY2024	FY2025	FY2026	FY2027	Total
Capital Equipment Revolving Fund (402)	\$0	\$0	\$53,500	\$0	\$0	\$53,500
Total	\$0	\$0	\$53,500	\$0	\$0	\$53,500

Expenditures	FY2023	FY2024	FY2025	FY2026	FY2027	Total
Capital Equipment	\$0	\$0	\$53,500	\$0	\$0	\$53,500
Total	0	\$0	\$53,500	\$0	\$0	\$53,500

Capital Improvement Project 2023 through 2027

PROJECT # CW-70

PROJECT NAME: #307 Investigation Vehicle

Project Year:	2025
Department:	Police
Program:	Citywide
Project Type:	Vehicles
Useful Life (Years):	8
Contact Person:	Public Safety Director



Project Description:

2017 Ford Fusion

Project Justification:

Emergency vehicles are routinely driven at the upper performance levels. Vehicles with over 100,000 miles are more likely to have transmission, suspension and engine problems. Peak mechanical and structural condition of performance-driven emergency vehicles is essential to ensure the safety of the public and our staff. Police staff are expected to respond to emergencies quickly, with constant due regard for public safety. As such, our emergency vehicles cannot fail. With vehicle age, comes increased risk to the driver and public due to mechanical wear, exterior storage, and the effects of prolonged salt exposure.

Funding Sources	FY2023	FY2024	FY2025	FY2026	FY2027	Total
Capital Equipment Revolving Fund (402)	\$0	\$0	\$53,500	\$0	\$0	\$53,500
Total	\$0	\$0	\$53,500	\$0	\$0	\$53,500

Expenditures	FY2023	FY2024	FY2025	FY2026	FY2027	Total
Capital Equipment	\$0	\$0	\$53,500	\$0	\$0	\$53,500
Total	0	\$0	\$53,500	\$0	\$0	\$53,500

Capital Improvement Project 2023 through 2027

PROJECT # CW-33

PROJECT NAME: #311 Investigation Vehicle

Project Year:	2025
Department:	Police
Program:	Citywide
Project Type:	Vehicles
Useful Life (Years):	8
Contact Person:	Public Safety Director



Project Description:

2017 Jeep Cherokee

Project Justification:

Emergency vehicles are routinely driven at the upper performance levels. Vehicles with over 100,000 miles are more likely to have transmission, suspension and engine problems. Peak mechanical and structural condition of performance-driven emergency vehicles is essential to ensure the safety of the public and our staff. Police staff are expected to respond to emergencies quickly, with constant due regard for public safety. As such, our emergency vehicles cannot fail. With vehicle age, comes increased risk to the driver and public due to mechanical wear, exterior storage, and the effects of prolonged salt exposure.

Funding Sources	FY2023	FY2024	FY2025	FY2026	FY2027	Total
Capital Equipment Revolving Fund (402)	\$0	\$0	\$53,500	\$0	\$0	\$53,500
Total	\$0	\$0	\$53,500	\$0	\$0	\$53,500

Expenditures	FY2023	FY2024	FY2025	FY2026	FY2027	Total
Capital Equipment	\$0	\$0	\$53,500	\$0	\$0	\$53,500
Total	0	\$0	\$53,500	\$0	\$0	\$53,500

Capital Improvement Project 2023 through 2027

PROJECT # CW-39

PROJECT NAME: #316 Marked Patrol Vehicle

Project Year:	2025
Department:	Police
Program:	Citywide
Project Type:	Vehicles
Useful Life (Years):	5
Contact Person:	Public Safety Director



Project Description:

2020 Ford Explorer

Project Justification:

Emergency vehicles are regularly driven at the upper performance levels. Vehicles with over 100,000 miles are more likely to have transmission, suspension and engine problems. Each of these repairs increases the cost per mile to operate the vehicle.

Peak mechanical and structural condition of performance-driven emergency vehicles is essential to help ensure the safety of the public and officers. Officers are expected to respond to emergencies quickly, with constant due regard for public safety. As such, our emergency vehicles cannot fail. With vehicle age, comes increased risk to the driver and public due to mechanical wear, exterior storage, and the effects of prolonged salt exposure.

Police patrol vehicles often need to idle when in-service and not parked in an area with shore power due to the temperature sensitive medical equipment and supplies the officers carry, as well as to ensure adequate charging of the squad computer. According to Ford Motor Company, each hour of idling is equal to 33 miles. A five year old squad car has approximately 5900 idle hours, which equates to approximately 194,700 additional miles added to the vehicle.

Funding Sources	FY2023	FY2024	FY2025	FY2026	FY2027	Total
Capital Equipment Revolving Fund (402)	\$0	\$0	\$65,800	\$0	\$0	\$65,800
Total	\$0	\$0	\$65,800	\$0	\$0	\$65,800

Expenditures	FY2023	FY2024	FY2025	FY2026	FY2027	Total
Capital Equipment	\$0	\$0	\$65,800	\$0	\$0	\$65,800
Total	0	\$0	\$65,800	\$0	\$0	\$65,800

Capital Improvement Project 2023 through 2027

PROJECT # CW-133

PROJECT NAME: #505 Truck

Project Year:	2025
Department:	Utilities
Program:	Citywide
Project Type:	Vehicles
Useful Life (Years):	9
Contact Person:	Public Services Director



Project Description:

2016 Ford F250 Super Cab

Project Justification:

Truck #505 purchased in 2016 is a utilities vehicle. This vehicle is assigned to one employee in the utilities department as their primary vehicle. The truck is used in the daily operations of the utilities department for station checks, locates, water shut offs, hauling large equipment, and the snow removal operations primarily plowing cul-de-sacs and utilities lots. This vehicle has 82,000 miles on it (12/2022) and is not the right truck for utilities operations. Replacement recommendation is an F-250 four door diesel which fits the operations and heavy usage these trucks receive. Truck #505 is starting to need repairs such as alignments, tie rods, and has had issues starting. Vehicle replacement is recommended based on the capital asset policy, wear and tear, and vehicle purpose.

Funding Sources	FY2023	FY2024	FY2025	FY2026	FY2027	Total
Sewer Fund (602)	\$0	\$0	\$39,000	\$0	\$0	\$39,000
Water Fund (601)	\$0	\$0	\$39,000	\$0	\$0	\$39,000
Total	\$0	\$0	\$78,000	\$0	\$0	\$78,000

Expenditures	FY2023	FY2024	FY2025	FY2026	FY2027	Total
Capital Equipment	\$0	\$0	\$78,000	\$0	\$0	\$78,000
Total	0	\$0	\$78,000	\$0	\$0	\$78,000

Capital Improvement Project 2023 through 2027

PROJECT # CW-47

PROJECT NAME: #215 Plow Truck

Project Year:	2026
Department:	Fleet
Program:	Citywide
Project Type:	Vehicles
Useful Life (Years):	13
Contact Person:	Public Services Director



Project Description:

2008 Ford Sterling Dump Truck

Project Justification:

Purchased in 2008 this plow truck has served its purpose. The plow truck has been pushed out for replacement over the last few years. This is a critical piece of equipment in the snow removal process and is responsible for clearing 1/5 of city roads of snow. The operation conditions of the power truck are consistently in the ice, salt, and snow. The trucks are operated under heavy working loads with full dump boxes, plow, and wing. The trucks are operated in a constant working condition while pushing snow. Truck breakdowns and unreliability of the equipment are becoming concerns especially during snow emergencies. Truck #215 has over 28,000 miles the body is showing signs of age and failure in the near future.

Funding Sources	FY2023	FY2024	FY2025	FY2026	FY2027	Total
Capital Equipment Revolving Fund (402)	\$0	\$0	\$0	\$345,000	\$0	\$345,000
Total	\$0	\$0	\$0	\$345,000	\$0	\$345,000

Expenditures	FY2023	FY2024	FY2025	FY2026	FY2027	Total
Capital Equipment	\$0	\$0	\$0	\$345,000	\$0	\$345,000
Total	0	\$0	\$0	\$345,000	\$0	\$345,000

Capital Improvement Project 2023 through 2027

PROJECT # CW-159

PROJECT NAME: #225 Truck

Project Year:	2026
Department:	Fleet
Program:	Citywide
Project Type:	Vehicles
Useful Life (Years):	9
Contact Person:	Public Services Director



Project Description:

2012 Ford F-350 4X4 Pickup

Project Justification:

Truck #225 is a 1 Ton single rear wheel vehicle with a crane and utility box. It is primarily used for sign work. The truck and utility box that are married together are not compatible and make the use of the truck limited. The replacement truck must be more purpose built. Replacement is recommended because of years of service and the limited function.

Funding Sources	FY2023	FY2024	FY2025	FY2026	FY2027	Total
Capital Equipment Revolving Fund (402)	\$0	\$0	\$0	\$125,000	\$0	\$125,000
Total	\$0	\$0	\$0	\$125,000	\$0	\$125,000

Expenditures	FY2023	FY2024	FY2025	FY2026	FY2027	Total
Capital Equipment	\$0	\$0	\$0	\$125,000	\$0	\$125,000
Total	0	\$0	\$0	\$125,000	\$0	\$125,000

Capital Improvement Project 2023 through 2027

PROJECT # CW-32

PROJECT NAME: #309 Investigation Vehicle

Project Year:	2026
Department:	Police
Program:	Citywide
Project Type:	Vehicles
Useful Life (Years):	8
Contact Person:	Public Safety Director



Project Description:

2018 Ford Escape

Project Justification:

Emergency vehicles are routinely driven at the upper performance levels. Vehicles with over 100,000 miles are more likely to have transmission, suspension and engine problems. Peak mechanical and structural condition of performance-driven emergency vehicles is essential to ensure the safety of the public and our staff. Police staff are expected to respond to emergencies quickly, with constant due regard for public safety. As such, our emergency vehicles cannot fail. With vehicle age, comes increased risk to the driver and public due to mechanical wear, exterior storage, and the effects of prolonged salt exposure.

Funding Sources	FY2023	FY2024	FY2025	FY2026	FY2027	Total
Capital Equipment Revolving Fund (402)	\$0	\$0	\$0	\$55,100	\$0	\$55,100
Total	\$0	\$0	\$0	\$55,100	\$0	\$55,100

Expenditures	FY2023	FY2024	FY2025	FY2026	FY2027	Total
Capital Equipment	\$0	\$0	\$0	\$55,100	\$0	\$55,100
Total	0	\$0	\$0	\$55,100	\$0	\$55,100

Capital Improvement Project 2023 through 2027

PROJECT # CW-43

PROJECT NAME: #318 Marked Patrol Vehicle

Project Year:	2026
Department:	Police
Program:	Citywide
Project Type:	Vehicles
Useful Life (Years):	5
Contact Person:	Public Safety Director



Project Description:

Replace Chevy Tahoe patrol #318

Project Justification:

Emergency vehicles are regularly driven at the upper performance levels. Vehicles with over 100,000 miles are more likely to have transmission, suspension and engine problems. Each of these repairs increases the cost per mile to operate the vehicle.

Peak mechanical and structural condition of performance-driven emergency vehicles is essential to ensure the safety of the public and officers. Officers are expected to respond to emergencies quickly, with constant due regard for public safety. As such, our emergency vehicles cannot fail. With vehicle age, comes increased risk to the driver and public due to mechanical wear, exterior storage, and the effects of prolonged salt exposure.

Police patrol vehicles often need to idle when in-service and not parked in an area with shore power due to the temperature sensitive medical equipment and supplies the officers carry, as well as to ensure adequate charging of the squad computer. According to General Motors (2022 Chev Tahoe owner's manual, pg. 391 - extended idle use) each hour of idling is equal to 33 miles . A five year old squad car which has approximately 5900 idle hours, equates to approximately 194,700 additional miles added to the vehicle.

Funding Sources	FY2023	FY2024	FY2025	FY2026	FY2027	Total
Capital Equipment Revolving Fund (402)	\$0	\$0	\$0	\$66,700	\$0	\$66,700
Total	\$0	\$0	\$0	\$66,700	\$0	\$66,700

Expenditures	FY2023	FY2024	FY2025	FY2026	FY2027	Total
Capital Equipment	\$0	\$0	\$0	\$66,700	\$0	\$66,700
Total	0	\$0	\$0	\$66,700	\$0	\$66,700

Capital Improvement Project 2023 through 2027

PROJECT # CW-42

PROJECT NAME: #319 Marked Patrol Vehicle

Project Year:	2026
Department:	Police
Program:	Citywide
Project Type:	Vehicles
Useful Life (Years):	5
Contact Person:	Public Safety Director



Project Description:

Replace 2021 Chevy Tahoe patrol vehicle #319

Project Justification:

Emergency vehicles are regularly driven at the upper performance levels. Vehicles with over 100,000 miles are more likely to have transmission, suspension and engine problems. Each of these repairs increases the cost per mile to operate the vehicle.

Peak mechanical and structural condition of performance-driven emergency vehicles is essential to ensure the safety of the public and officers. Officers are expected to respond to emergencies quickly, with constant due regard for public safety. As such, our emergency vehicles cannot fail. With vehicle age, comes increased risk to the driver and public due to mechanical wear, exterior storage, and the effects of prolonged salt exposure.

Police patrol vehicles often need to idle when in-service and not parked in an area with shore power due to the temperature sensitive medical equipment and supplies the officers carry, as well as to ensure adequate charging of the squad computer. According to General Motors (2022 Chev Tahoe owner's manual, pg. 391 - extended idle use) each hour of idling is equal to 33 miles . A five year old squad car which has approximately 5900 idle hours, equates to approximately 194,700 additional miles added to the vehicle.

Funding Sources	FY2023	FY2024	FY2025	FY2026	FY2027	Total
Capital Equipment Revolving Fund (402)	\$0	\$0	\$0	\$66,700	\$0	\$66,700
Total	\$0	\$0	\$0	\$66,700	\$0	\$66,700

Expenditures	FY2023	FY2024	FY2025	FY2026	FY2027	Total
Capital Equipment	\$0	\$0	\$0	\$66,700	\$0	\$66,700
Total	0	\$0	\$0	\$66,700	\$0	\$66,700

Capital Improvement Project 2023 through 2027

PROJECT # CW-44

PROJECT NAME: #320 Marked Patrol Vehicle

Project Year:	2026
Department:	Police
Program:	Citywide
Project Type:	Vehicles
Useful Life (Years):	5
Contact Person:	Public Safety Director



Project Description:

Replace 2021 Chevy Tahoe patrol vehicle #320

Project Justification:

Emergency vehicles are regularly driven at the upper performance levels. Vehicles with over 100,000 miles are more likely to have transmission, suspension and engine problems. Each of these repairs increases the cost per mile to operate the vehicle.

Peak mechanical and structural condition of performance-driven emergency vehicles is essential to ensure the safety of the public and officers. Officers are expected to respond to emergencies quickly, with constant due regard for public safety. As such, our emergency vehicles cannot fail. With vehicle age, comes increased risk to the driver and public due to mechanical wear, exterior storage, and the effects of prolonged salt exposure.

Police patrol vehicles often need to idle when in-service and not parked in an area with shore power due to the temperature sensitive medical equipment and supplies the officers carry, as well as to ensure adequate charging of the squad computer. According to General Motors (2022 Chev Tahoe owner's manual, pg. 391 - extended idle use) each hour of idling is equal to 33 miles . A five year old squad car which has approximately 5900 idle hours, equates to approximately 194,700 additional miles added to the vehicle.

Funding Sources	FY2023	FY2024	FY2025	FY2026	FY2027	Total
Capital Equipment Revolving Fund (402)	\$0	\$0	\$0	\$66,700	\$0	\$66,700
Total	\$0	\$0	\$0	\$66,700	\$0	\$66,700

Expenditures	FY2023	FY2024	FY2025	FY2026	FY2027	Total
Capital Equipment	\$0	\$0	\$0	\$66,700	\$0	\$66,700
Total	0	\$0	\$0	\$66,700	\$0	\$66,700

Capital Improvement Project 2023 through 2027

PROJECT # CW-197

PROJECT NAME: #623 Fire Vehicle

Project Year:	2026
Department:	Fire
Program:	Citywide
Project Type:	Vehicles
Useful Life (Years):	5
Contact Person:	Public Safety Director



Project Description:

2021 Chevy Tahoe

Project Justification:

Funding Sources	FY2023	FY2024	FY2025	FY2026	FY2027	Total
Capital Equipment Revolving Fund (402)	\$0	\$0	\$0	\$66,700	\$0	\$66,700
Total	\$0	\$0	\$0	\$66,700	\$0	\$66,700

Expenditures	FY2023	FY2024	FY2025	FY2026	FY2027	Total
Capital Equipment	\$0	\$0	\$0	\$66,700	\$0	\$66,700
Total	0	\$0	\$0	\$66,700	\$0	\$66,700

Capital Improvement Project 2023 through 2027

PROJECT # CW-64

PROJECT NAME: #803 Environmental Vehicle

Project Year:	2026
Department:	Environmental
Program:	Citywide
Project Type:	Vehicles
Useful Life (Years):	9
Contact Person:	Public Services Director



Project Description:

2015 GMC Sierra 4WD Reg Cab Pickup

Project Justification:

Truck #803 is used in the forestry department and has 68,000 miles (12/2022). This truck is primarily used in the transport of staff. Replacement is recommended based on the capital asset policies useful life of the vehicle. Recommended replacement is a light truck, Ranger or Colorado.

Funding Sources	FY2023	FY2024	FY2025	FY2026	FY2027	Total
Capital Equipment Revolving Fund (402)	\$0	\$0	\$0	\$55,000	\$0	\$55,000
Total	\$0	\$0	\$0	\$55,000	\$0	\$55,000

Expenditures	FY2023	FY2024	FY2025	FY2026	FY2027	Total
Capital Equipment	\$0	\$0	\$0	\$55,000	\$0	\$55,000
Total	0	\$0	\$0	\$55,000	\$0	\$55,000

Capital Improvement Project 2023 through 2027

PROJECT # CW-221

PROJECT NAME: #804 Building Inspection Vehicle

Project Year:	2026
Department:	Building Inspections
Program:	Citywide
Project Type:	Vehicles
Useful Life (Years):	9
Contact Person:	Community Development Director



Project Description:

2017 Ford Interceptor 4 Door

Project Justification:

Vehicle #804 is used in the transportation of inspectors to and from the inspection site. The vehicle has 30,000 miles (12/2022). Replacement is recommended by the capital asset policy based on years in service.

Funding Sources	FY2023	FY2024	FY2025	FY2026	FY2027	Total
Capital Equipment Revolving Fund (402)	\$0	\$0	\$0	\$33,000	\$0	\$33,000
Total	\$0	\$0	\$0	\$33,000	\$0	\$33,000


Expenditures	FY2023	FY2024	FY2025	FY2026	FY2027	Total
Capital Equipment	\$0	\$0	\$0	\$33,000	\$0	\$33,000
Total	0	\$0	\$0	\$33,000	\$0	\$33,000

Capital Improvement Project 2023 through 2027

PROJECT # CW-146

PROJECT NAME: #218 Plow Truck

Project Year:	2027
Department:	Fleet
Program:	Citywide
Project Type:	Vehicles
Useful Life (Years):	13
Contact Person:	Public Services Director



Project Description:

2010 Sterling L8500 Single Axle Dump Truck

Project Justification:

Purchased in 2009 this plow truck has served its purpose. The plow truck has been pushed out for replacement over the last few years. This is a critical piece of equipment in the snow removal process and is responsible for clearing 1/5 of city roads of snow. The operation conditions of the power truck are consistently in the ice, salt, and snow. The trucks are operated under heavy working loads with full dump boxes, plow, and wing. The trucks are operated in a constant working condition while pushing snow. Truck breakdowns and unreliability of the equipment are becoming concerns especially during snow emergencies. Truck #218 has over 48,000 miles the body is showing signs of age and failure in the near future.

Funding Sources	FY2023	FY2024	FY2025	FY2026	FY2027	Total
Capital Equipment Revolving Fund (402)	\$	\$0	\$0	\$0	\$358,000	\$358,000
Total	\$0	\$0	\$0	\$0	\$358,000	\$358,000

Expenditures	FY2023	FY2024	FY2025	FY2026	FY2027	Total
Capital Equipment	\$0	\$0	\$0	\$0	\$358,000	\$358,000
Total	0	\$0	\$0	\$0	\$358,000	\$358,000

Capital Improvement Project 2023 through 2027

PROJECT # CW-160

PROJECT NAME: #255 Truck

Project Year:	2027
Department:	Fleet
Program:	Citywide
Project Type:	Vehicles
Useful Life (Years):	9
Contact Person:	Public Services Director



Project Description:

2015 F350 4X4 Reg Chas Cab DRW

Project Justification:

Truck #255 a Ford 1 Ton with dump box was purchased in 2015. The trucks winter priority is salting and plowing parking lots and cul-de-sacs. Replacement truck would be a truck, plow and salt dog with similar capabilities, power, and larger size (F-550) or comparable.

Funding Sources	FY2023	FY2024	FY2025	FY2026	FY2027	Total
Capital Equipment Revolving Fund (402)	\$0	\$0	\$0	\$0	\$169,000	\$169,000
Total	\$0	\$0	\$0	\$0	\$169,000	\$169,000

Expenditures	FY2023	FY2024	FY2025	FY2026	FY2027	Total
Capital Equipment	\$0	\$0	\$0	\$0	\$169,000	\$169,000
Total	0	\$0	\$0	\$0	\$169,000	\$169,000

Capital Improvement Project 2023 through 2027

PROJECT # CW-161

PROJECT NAME: #256 Truck - Asphalt Hotbox

Project Year:	2027
Department:	Fleet
Program:	Citywide
Project Type:	Vehicles
Useful Life (Years):	13
Contact Person:	Public Services Director



Project Description:

Replacement for 2015 F550 4X4 Reg Chas Cab Cab DRW - Asphalt Hotbox

Project Justification:

Truck #256 is an F-550. This is primarily used as the asphalt truck. It is used in patching operations year round. It is also a truck that is used in snow removal operations. With over 91000 miles on this truck it receives heavy use and is important to the summer patching operations. In 2027 it will be up for replacement according to the Capital Asset Policy and is recommended to be replaced with a vehicle of similar size, capabilities, and power.

Funding Sources	FY2023	FY2024	FY2025	FY2026	FY2027	Total
Capital Equipment Revolving Fund (402)	\$0	\$0	\$0	\$0	\$159,000	\$159,000
Total	\$0	\$0	\$0	\$0	\$159,000	\$159,000

Expenditures	FY2023	FY2024	FY2025	FY2026	FY2027	Total
Capital Equipment	\$0	\$0	\$0	\$0	\$159,000	\$159,000
Total	0	\$0	\$0	\$0	\$159,000	\$159,000

Capital Improvement Project 2023 through 2027

PROJECT # CW-164

PROJECT NAME: #263 Truck

Project Year:	2027
Department:	Fleet
Program:	Citywide
Project Type:	Vehicles
Useful Life (Years):	9
Contact Person:	Public Services Director



Project Description:

2017 F550 4X4 with Plow

Project Justification:

Truck #263 is an F-550 used in the streets department. It is used year-round in asphalt maintenance, plowing operations, and is generally a versatile truck in the public works operations. The truck currently has 59,000 miles on it and is scheduled for replacement in 2027 according to the capital asset policy. Recommended replacement is an F-550 or comparably sized truck with the swap loader function also called a roll off truck. By purchasing the truck this way the truck will be able to use any of the previously purchased swap loader/roll off skids allowing the truck to satisfy several needs.

Funding Sources	FY2023	FY2024	FY2025	FY2026	FY2027	Total
Capital Equipment Revolving Fund (402)	\$0	\$0	\$0	\$0	\$159,000	\$159,000
Total	\$0	\$0	\$0	\$0	\$159,000	\$159,000

Expenditures	FY2023	FY2024	FY2025	FY2026	FY2027	Total
Capital Equipment	\$0	\$0	\$0	\$0	\$159,000	\$159,000
Total	0	\$0	\$0	\$0	\$159,000	\$159,000

Capital Improvement Project 2023 through 2027

PROJECT # CW-293

PROJECT NAME: #3X1 Marked Patrol Vehicle

Project Year:	2027
Department:	Police
Program:	Citywide
Project Type:	Vehicles
Useful Life (Years):	5
Contact Person:	Public Safety Director



Project Description:

Replacement of patrol vehicle purchased in 2022 (but not delivered until 2023).

Project Justification:

Emergency vehicles are regularly driven at the upper performance levels. Vehicles with over 100,000 miles are more likely to have transmission, suspension and engine problems. Each of these repairs increases the cost per mile to operate the vehicle.

Peak mechanical and structural condition of performance-driven emergency vehicles is essential to help ensure the safety of the public and officers. Officers are expected to respond to emergencies quickly, with constant due regard for public safety. As such, our emergency vehicles cannot fail. With vehicle age, comes increased risk to the driver and public due to mechanical wear, exterior storage, and the effects of prolonged salt exposure.

Police patrol vehicles often need to idle when in-service and not parked in an area with shore power due to the temperature sensitive medical equipment and supplies the officers carry, as well as to ensure adequate charging of the squad computer. According to Ford Motor Company, each hour of idling is equal to 33 miles . A five year old squad car has approximately 5900 idle hours, which equates to approximately 194,700 additional miles added to the vehicle.

Funding Sources	FY2023	FY2024	FY2025	FY2026	FY2027	Total
Capital Equipment Revolving Fund (402)	\$0	\$0	\$0	\$0	\$70,000	\$70,000
Total	\$0	\$0	\$0	\$0	\$70,000	\$70,000

Expenditures	FY2023	FY2024	FY2025	FY2026	FY2027	Total
Capital Equipment	\$0	\$0	\$0	\$0	\$70,000	\$70,000
Total	0	\$0	\$0	\$0	\$70,000	\$70,000

Capital Improvement Project 2023 through 2027

PROJECT # CW-294

PROJECT NAME: #3X2 Marked Patrol Vehicle

Project Year:	2027
Department:	Police
Program:	Citywide
Project Type:	Vehicles
Useful Life (Years):	5
Contact Person:	Public Safety Director



Project Description:

Replacement of patrol vehicle purchased in 2022 (but not delivered until 2023).

Project Justification:

Emergency vehicles are regularly driven at the upper performance levels. Vehicles with over 100,000 miles are more likely to have transmission, suspension and engine problems. Each of these repairs increases the cost per mile to operate the vehicle.

Peak mechanical and structural condition of performance-driven emergency vehicles is essential to help ensure the safety of the public and officers. Officers are expected to respond to emergencies quickly, with constant due regard for public safety. As such, our emergency vehicles cannot fail. With vehicle age, comes increased risk to the driver and public due to mechanical wear, exterior storage, and the effects of prolonged salt exposure.

Police patrol vehicles often need to idle when in-service and not parked in an area with shore power due to the temperature sensitive medical equipment and supplies the officers carry, as well as to ensure adequate charging of the squad computer. According to Ford Motor Company, each hour of idling is equal to 33 miles . A five year old squad car has approximately 5900 idle hours, which equates to approximately 194,700 additional miles added to the vehicle.

Funding Sources	FY2023	FY2024	FY2025	FY2026	FY2027	Total
Capital Equipment Revolving Fund (402)	\$0	\$0	\$0	\$0	\$70,000	\$70,000
Total	\$0	\$0	\$0	\$0	\$70,000	\$70,000

Expenditures	FY2023	FY2024	FY2025	FY2026	FY2027	Total
Capital Equipment	\$0	\$0	\$0	\$0	\$70,000	\$70,000
Total	0	\$0	\$0	\$0	\$70,000	\$70,000

Capital Improvement Project 2023 through 2027

PROJECT # CW-295

PROJECT NAME: #3X3 Marked Patrol Vehicle

Project Year:	2027
Department:	Police
Program:	Citywide
Project Type:	Vehicles
Useful Life (Years):	5
Contact Person:	Public Safety Director



Project Description:

Replacement of patrol vehicle purchased in 2022 (but not delivered until 2023).

Project Justification:

Emergency vehicles are regularly driven at the upper performance levels. Vehicles with over 100,000 miles are more likely to have transmission, suspension and engine problems. Each of these repairs increases the cost per mile to operate the vehicle.

Peak mechanical and structural condition of performance-driven emergency vehicles is essential to help ensure the safety of the public and officers. Officers are expected to respond to emergencies quickly, with constant due regard for public safety. As such, our emergency vehicles cannot fail. With vehicle age, comes increased risk to the driver and public due to mechanical wear, exterior storage, and the effects of prolonged salt exposure.

Police patrol vehicles often need to idle when in-service and not parked in an area with shore power due to the temperature sensitive medical equipment and supplies the officers carry, as well as to ensure adequate charging of the squad computer. According to Ford Motor Company, each hour of idling is equal to 33 miles . A five year old squad car has approximately 5900 idle hours, which equates to approximately 194,700 additional miles added to the vehicle.

Funding Sources	FY2023	FY2024	FY2025	FY2026	FY2027	Total
Capital Equipment Revolving Fund (402)	\$0	\$0	\$0	\$0	\$70,000	\$70,000
Total	\$0	\$0	\$0	\$0	\$70,000	\$70,000

Expenditures	FY2023	FY2024	FY2025	FY2026	FY2027	Total
Capital Equipment	\$0	\$0	\$0	\$0	\$70,000	\$70,000
Total	0	\$0	\$0	\$0	\$70,000	\$70,000

Capital Improvement Project 2023 through 2027

PROJECT # CW-155

PROJECT NAME: #412 Truck

Project Year:	2027
Department:	Fleet
Program:	Citywide
Project Type:	Vehicles
Useful Life (Years):	9
Contact Person:	Public Services Director



Project Description:

2018 Ford F-250

Project Justification:

Truck #412 purchased in 2018 is a Parks vehicle that is used in the maintenance of the parks, trails, and snow removal operations. In the summer months it hauls a trailer with a mower, weed whips, mulch, and other larger construction equipment (Skid steer/tool cat). Currently (12/2022) truck #412 has 27,000 miles and will be in need of replacement according to the capital asset policy and wear and tear on the vehicle.

Funding Sources	FY2023	FY2024	FY2025	FY2026	FY2027	Total
Capital Equipment Revolving Fund (402)	\$0	\$0	\$0	\$0	\$72,000	\$72,000
Total	\$0	\$0	\$0	\$0	\$72,000	\$72,000

Expenditures	FY2023	FY2024	FY2025	FY2026	FY2027	Total
Capital Equipment	\$0	\$0	\$0	\$0	\$72,000	\$72,000
Total	0	\$0	\$0	\$0	\$72,000	\$72,000

Capital Improvement Project 2023 through 2027

PROJECT # CW-92

PROJECT NAME: #805 Building Inspection Vehicle

Project Year:	2027
Department:	Fleet
Program:	Citywide
Project Type:	Vehicles
Useful Life (Years):	9
Contact Person:	Public Services Director



Project Description:

2018 Ford Escape

Project Justification:

Vehicle #805 is used in the transportation of inspectors to and from the inspection site. The vehicle has 39,000 miles (12/2022). Replacement is recommended by the capital asset policy based on years in service.

Funding Sources	FY2023	FY2024	FY2025	FY2026	FY2027	Total
Capital Equipment Revolving Fund (402)	\$0	\$0	\$0	\$0	\$32,000	\$32,000
Total	\$0	\$0	\$0	\$0	\$32,000	\$32,000

Expenditures	FY2023	FY2024	FY2025	FY2026	FY2027	Total
Capital Equipment	\$0	\$0	\$0	\$0	\$32,000	\$32,000
Total	0	\$0	\$0	\$0	\$32,000	\$32,000

APPENDIX B

Projected Cash Balance by Fund



City of Lino Lakes
2023-2027 Financial Plan
 Projected Cash Balance
Building and Facilities Fund
Fund 401

	2023	2024	2025	2026	2027
	Estimated Amounts	Estimated Amounts	Estimated Amounts	Estimated Amounts	Estimated Amounts
Revenues					
Charges for services	\$ 205,152	\$ 189,000	\$ 194,826	\$ 202,253	\$ 209,050
Investment earnings	-	-	-	-	-
Miscellaneous	-	-	-	-	-
Total Revenues	<u>205,152</u>	<u>189,000</u>	<u>194,826</u>	<u>202,253</u>	<u>209,050</u>
Expenditures					
Current	375,000	-	-	-	-
Capital outlay	-	-	75,000	5,250,000	-
Debt service					
Principal	-	-	-	-	-
Interest	-	-	-	-	-
Total Expenditures	<u>375,000</u>	<u>-</u>	<u>75,000</u>	<u>5,250,000</u>	<u>-</u>
Revenues Over (Under) Expenditures:	(169,848)	189,000	119,826	(5,047,747)	209,050
Other Financing Sources (Uses)					
Transfers in	-	-	-	-	-
Transfers out	-	-	-	-	(273,000)
Bond proceeds	-	-	-	3,250,000	-
Sale of capital assets	-	-	-	-	-
Interfund loan activity	512,764	402,431	406,480	410,570	45,721
Total Other Financing Sources (Uses)	<u>512,764</u>	<u>402,431</u>	<u>406,480</u>	<u>3,660,570</u>	<u>(227,279)</u>
Net Change in Cash Balance	342,916	591,431	526,306	(1,387,177)	(18,229)
Cash Balances, January 1	<u>905,319</u>	<u>1,248,235</u>	<u>1,839,666</u>	<u>2,365,972</u>	<u>978,795</u>
Cash Balances, December 31	<u>\$ 1,248,235</u>	<u>\$ 1,839,666</u>	<u>\$ 2,365,972</u>	<u>\$ 978,795</u>	<u>\$ 960,566</u>

City of Lino Lakes
2023-2027 Financial Plan
 Projected Cash Balance
Capital Equipment Replacement Fund
Fund 402

	2023	2024	2025	2026	2027
	Estimated Amounts	Estimated Amounts	Estimated Amounts	Estimated Amounts	Estimated Amounts
Revenues					
Property taxes	\$ 325,000	\$ 600,000	\$ 810,000	\$ 972,000	\$ 1,166,400
Property taxes - water tenders	-	248,820	246,558	244,296	242,034
Investment earnings	-	-	-	-	-
Miscellaneous	-	-	-	-	-
Total Revenues	325,000	848,820	1,056,558	1,216,296	1,408,434
Expenditures					
Current	-	-	-	-	-
Capital outlay	661,830	1,024,690	1,007,015	1,083,800	1,184,000
Fire water tenders	2,262,000	-	-	-	-
Debt service	-	-	-	-	-
Principal	-	-	-	-	-
Interest	-	-	-	-	-
Total Expenditures	2,923,830	1,024,690	1,007,015	1,083,800	1,184,000
Revenues Over (Under) Expenditures:	(2,598,830)	(175,870)	49,543	132,496	224,434
Other Financing Sources (Uses)					
Transfers in	290,895	150,000	-	-	-
Transfers out	-	-	-	-	-
Bond proceeds	-	-	-	-	-
Sale of capital assets	66,964	66,183	102,469	100,702	108,380
Interfund loan activity	2,262,000	(248,820)	(246,558)	(244,296)	(242,034)
Total Other Financing Sources (Uses)	2,619,859	(32,637)	(144,089)	(143,595)	(133,654)
Net Change in Cash Balance	21,029	(208,507)	(94,546)	(11,099)	90,780
Cash Balances, January 1	390,816	411,845	203,338	108,792	97,694
Cash Balances, December 31	\$ 411,845	\$ 203,338	\$ 108,792	\$ 97,694	\$ 188,474

City of Lino Lakes
2023-2027 Financial Plan
 Projected Cash Balance
Office Equipment Replacement Fund
Fund 403

	2023	2024	2025	2026	2027
	Estimated Amounts	Estimated Amounts	Estimated Amounts	Estimated Amounts	Estimated Amounts
Revenues					
Property taxes	\$ 25,000	\$ 25,000	\$ 25,000	\$ 25,000	\$ 25,000
Investment earnings	-	-	-	-	-
Miscellaneous	-	-	-	-	-
Total Revenues	<u>25,000</u>	<u>25,000</u>	<u>25,000</u>	<u>25,000</u>	<u>25,000</u>
Expenditures					
Current	25,935	31,299	23,148	18,685	17,368
Capital outlay	-	-	-	-	-
Debt service					
Principal	-	-	-	-	-
Interest	-	-	-	-	-
Total Expenditures	<u>25,935</u>	<u>31,299</u>	<u>23,148</u>	<u>18,685</u>	<u>17,368</u>
Revenues Over (Under) Expenditures:	(935)	(6,299)	1,852	6,315	7,632
Other Financing Sources (Uses)					
Transfers in	-	-	-	-	-
Transfers out	-	-	-	-	-
Bond proceeds	-	-	-	-	-
Sale of capital assets	-	-	-	-	-
Interfund loan activity	-	-	-	-	-
Total Other Financing Sources (Uses)	<u>-</u>	<u>-</u>	<u>-</u>	<u>-</u>	<u>-</u>
Net Change in Cash Balance	(935)	(6,299)	1,852	6,315	7,632
Cash Balances, January 1	<u>41,868</u>	<u>40,933</u>	<u>34,635</u>	<u>36,487</u>	<u>42,802</u>
Cash Balances, December 31	<u>\$ 40,933</u>	<u>\$ 34,635</u>	<u>\$ 36,487</u>	<u>\$ 42,802</u>	<u>\$ 50,434</u>

City of Lino Lakes
2023-2027 Financial Plan
 Projected Cash Balance
Dedicated Parks Fund
Fund 405

	2023	2024	2025	2026	2027
	Estimated Amounts	Estimated Amounts	Estimated Amounts	Estimated Amounts	Estimated Amounts
Revenues					
Intergovernmental					
Anoka County	\$ -	\$ -	\$ -	\$ 200,000	\$ -
Federal	-	-	-	1,600,000	-
Charges for services	-	-	-	-	-
Investment earnings	-	-	-	-	-
Miscellaneous	-	-	-	-	-
Total Revenues	-	-	-	1,800,000	-
Expenditures					
Current	72,100	-	-	-	-
Capital outlay	1,049,000	-	-	2,000,000	-
Debt service					
Principal	-	-	-	-	-
Interest	-	-	-	-	-
Total Expenditures	1,121,100	-	-	2,000,000	-
Revenues Over (Under) Expenditures:	(1,121,100)	-	-	(200,000)	-
Other Financing Sources (Uses)					
Transfers in	-	-	-	-	-
Transfers out	-	-	-	-	-
Bond proceeds	-	-	-	-	-
Sale of capital assets	-	-	-	-	-
Interfund loan activity	-	-	-	-	-
Total Other Financing Sources (Uses)	-	-	-	-	-
Net Change in Cash Balance	(1,121,100)	-	-	(200,000)	-
Cash Balances, January 1	1,868,703	747,603	747,603	747,603	547,603
Cash Balances, December 31	\$ 747,603	\$ 747,603	\$ 747,603	\$ 547,603	\$ 547,603

City of Lino Lakes
2023-2027 Financial Plan
 Projected Cash Balance
 Area & Unit Trunk Fund
 Fund 406

	2023	2024	2025	2026	2027
	Estimated Amounts	Estimated Amounts	Estimated Amounts	Estimated Amounts	Estimated Amounts
Revenues					
Special assessments	\$ 1,013,517	\$ 1,070,617	\$ 1,160,004	\$ 1,174,256	\$ 1,178,006
Charges for services	984,000	-	-	-	-
Investment earnings	-	-	-	-	-
Miscellaneous	-	-	-	-	-
Total Revenues	1,997,517	1,070,617	1,160,004	1,174,256	1,178,006
Expenditures					
Current	10,000	10,000	10,000	10,000	10,000
Capital outlay	2,718,000	22,873,500	-	2,300,000	4,387,000
Debt service					
Principal	-	-	-	-	-
Interest	-	-	-	-	-
Total Expenditures	2,728,000	22,883,500	10,000	2,310,000	4,397,000
Revenues Over (Under) Expenditures:	(730,483)	(21,812,883)	1,150,004	(1,135,744)	(3,218,994)
Other Financing Sources (Uses)					
Transfers in	441,420	601,760	768,700	785,200	885,013
Transfers out	(623,926)	(624,015)	(1,946,388)	(1,803,960)	(1,799,020)
Bond proceeds	-	21,000,000	-	2,000,000	-
Sale of capital assets	-	-	-	-	-
Interfund loan activity	101,237	-	-	-	-
Total Other Financing Sources (Uses)	(81,269)	20,977,745	(1,177,688)	981,240	(914,007)
Net Change in Cash Balance	(811,752)	(835,138)	(27,684)	(154,504)	(4,133,001)
Cash Balances, January 1	8,793,267	7,981,515	7,146,377	7,118,693	6,964,189
Cash Balances, December 31	\$ 7,981,515	\$ 7,146,377	\$ 7,118,693	\$ 6,964,189	\$ 2,831,188

City of Lino Lakes
2023-2027 Financial Plan
 Projected Cash Balance
T.I.F District 1-10 Fund
Fund 417

	2023	2024	2025	2026	2027
	Estimated Amounts	Estimated Amounts	Estimated Amounts	Estimated Amounts	Estimated Amounts
Revenues					
Tax increment	\$ 133,375	\$ -	\$ -	\$ -	\$ -
Investment earnings	-	-	-	-	-
Miscellaneous	-	-	-	-	-
Total Revenues	<u>133,375</u>	<u>-</u>	<u>-</u>	<u>-</u>	<u>-</u>
Expenditures					
Current	530	-	-	-	-
Capital outlay	-	-	-	-	-
Debt service					
Principal	-	-	-	-	-
Interest	-	-	-	-	-
Total Expenditures	<u>530</u>	<u>-</u>	<u>-</u>	<u>-</u>	<u>-</u>
Revenues Over (Under) Expenditures:	132,844	-	-	-	-
Other Financing Sources (Uses)					
Transfers in	-	-	-	-	-
Transfers out	-	-	-	-	-
Bond proceeds	-	-	-	-	-
Sale of capital assets	-	-	-	-	-
Interfund loan activity	(132,844)	-	-	-	-
Total Other Financing Sources (Uses)	<u>(132,844)</u>	<u>-</u>	<u>-</u>	<u>-</u>	<u>-</u>
Net Change in Cash Balance	-	-	-	-	-
Cash Balances, January 1	<u>-</u>	<u>-</u>	<u>-</u>	<u>-</u>	<u>-</u>
Cash Balances, December 31	<u>\$ -</u>	<u>\$ -</u>	<u>\$ -</u>	<u>\$ -</u>	<u>\$ -</u>

City of Lino Lakes
2023-2027 Financial Plan
 Projected Cash Balance
T.I.F District 1-11 Fund
Fund 418

	2023	2024	2025	2026	2027
	Estimated Amounts	Estimated Amounts	Estimated Amounts	Estimated Amounts	Estimated Amounts
Revenues					
Tax increment	\$ 400,941	\$ 404,950	\$ 409,000	\$ 413,090	\$ 417,221
Investment earnings	-	-	-	-	-
Miscellaneous	-	-	-	-	-
Total Revenues	<u>400,941</u>	<u>404,950</u>	<u>409,000</u>	<u>413,090</u>	<u>417,221</u>
Expenditures					
Current	2,519	2,519	2,519	2,519	2,519
Capital outlay	-	-	-	-	-
Debt service					
Principal	-	-	-	-	-
Interest	-	-	-	-	-
Total Expenditures	<u>2,519</u>	<u>2,519</u>	<u>2,519</u>	<u>2,519</u>	<u>2,519</u>
Revenues Over (Under) Expenditures:	398,421	402,431	406,480	410,570	414,701
Other Financing Sources (Uses)					
Transfers in	-	-	-	-	-
Transfers out	-	-	-	-	-
Bond proceeds	-	-	-	-	-
Sale of capital assets	-	-	-	-	-
Interfund loan activity	(379,920)	(402,431)	(406,480)	(410,570)	(414,701)
Total Other Financing Sources (Uses)	<u>(379,920)</u>	<u>(402,431)</u>	<u>(406,480)</u>	<u>(410,570)</u>	<u>(414,701)</u>
Net Change in Cash Balance	18,501	-	-	-	-
Cash Balances, January 1	<u>(18,501)</u>	-	-	-	-
Cash Balances, December 31	<u>\$ -</u>	<u>\$ -</u>	<u>\$ -</u>	<u>\$ -</u>	<u>\$ -</u>

City of Lino Lakes
2023-2027 Financial Plan
 Projected Cash Balance
T.I.F District 1-12 Fund
Fund 419

	2023	2024	2025	2026	2027
	Estimated Amounts	Estimated Amounts	Estimated Amounts	Estimated Amounts	Estimated Amounts
Revenues					
Tax increment	\$ 225,735	\$ 227,993	\$ 230,273	\$ 232,575	\$ -
Investment earnings	-	-	-	-	-
Miscellaneous	-	-	-	-	-
Total Revenues	<u>225,735</u>	<u>227,993</u>	<u>230,273</u>	<u>232,575</u>	<u>-</u>
Expenditures					
Current	499	513	529	545	-
Capital outlay	-	-	-	-	-
Debt service					
Principal	-	-	-	-	-
Interest	-	-	-	-	-
Total Expenditures	<u>499</u>	<u>513</u>	<u>529</u>	<u>545</u>	<u>-</u>
Revenues Over (Under) Expenditures:	225,237	227,479	229,744	232,031	-
Other Financing Sources (Uses)					
Transfers in	-	-	-	-	-
Transfers out	-	-	-	(488,519)	-
Bond proceeds	-	-	-	-	-
Sale of capital assets	-	-	-	-	-
Developer PAYGO activity	(180,588)	(182,394)	(184,218)	(107,145)	-
Total Other Financing Sources (Uses)	<u>(180,588)</u>	<u>(182,394)</u>	<u>(184,218)</u>	<u>(595,664)</u>	<u>-</u>
Net Change in Cash Balance	44,649	45,085	45,526	(363,633)	-
Cash Balances, January 1	<u>228,374</u>	<u>273,023</u>	<u>318,108</u>	<u>363,634</u>	<u>0</u>
Cash Balances, December 31	<u>\$ 273,023</u>	<u>\$ 318,108</u>	<u>\$ 363,634</u>	<u>\$ 0</u>	<u>\$ 0</u>

City of Lino Lakes
2023-2027 Financial Plan
 Projected Cash Balance
Municipal State Aid (MSA) Fund
Fund 420

	2023	2024	2025	2026	2027
	Estimated Amounts	Estimated Amounts	Estimated Amounts	Estimated Amounts	Estimated Amounts
Revenues					
Special assessments	\$ -	\$ 35,926	\$ 34,398	\$ 32,870	\$ 16,487
Intergovernmental					
Anoka County	3,000,000		7,000,000	-	-
MSA	869,631	913,113	958,768	1,006,707	1,057,042
Other federal/state funding	15,000		12,000,000	-	-
Charges for services	902,000	575,000	250,000	-	-
Investment earnings	-	-	-	-	-
Miscellaneous	-	-	-	-	-
Total Revenues	<u>4,786,631</u>	<u>1,524,039</u>	<u>20,243,166</u>	<u>1,039,577</u>	<u>1,073,529</u>
Expenditures					
Current	-	-	-	-	-
Capital outlay	4,052,000	4,175,000	20,250,000	-	-
Debt service					
Principal	-	-	-	-	-
Interest	-	-	-	-	-
Total Expenditures	<u>4,052,000</u>	<u>4,175,000</u>	<u>20,250,000</u>	<u>-</u>	<u>-</u>
Revenues Over (Under) Expenditures:	734,631	(2,650,961)	(6,834)	1,039,577	1,073,529
Other Financing Sources (Uses)					
Transfers in	29,264	237,844	26,878	25,685	13,171
Transfers out	(282,016)	(154,774)	-	-	-
Bond proceeds	-	-	-	-	-
Sale of capital assets	-	-	-	-	-
Interfund loan activity	-	-	-	-	-
Total Other Financing Sources (Uses)	<u>(252,752)</u>	<u>83,070</u>	<u>26,878</u>	<u>25,685</u>	<u>13,171</u>
Net Change in Cash Balance	481,879	(2,567,891)	20,044	1,065,262	1,086,700
Cash Balances, January 1	<u>3,216,672</u>	<u>3,698,551</u>	<u>1,130,660</u>	<u>1,150,704</u>	<u>2,215,965</u>
Cash Balances, December 31	<u>\$ 3,698,551</u>	<u>\$ 1,130,660</u>	<u>\$ 1,150,704</u>	<u>\$ 2,215,965</u>	<u>\$ 3,302,665</u>

City of Lino Lakes
2023-2027 Financial Plan
 Projected Cash Balance
Pavement Management Fund
Fund 421

	2023	2024	2025	2026	2027
	Estimated Amounts	Estimated Amounts	Estimated Amounts	Estimated Amounts	Estimated Amounts
Revenues					
Property taxes	\$ 860,446	\$ 948,000	\$ 1,041,000	\$ 1,145,000	\$ 1,260,000
Investment earnings	-	-	-	-	-
Miscellaneous	-	-	-	-	-
Total Revenues	<u>860,446</u>	<u>948,000</u>	<u>1,041,000</u>	<u>1,145,000</u>	<u>1,260,000</u>
Expenditures					
Current	-	-	-	-	-
Capital outlay	862,000	948,000	1,041,000	1,145,000	1,307,290
Debt service					
Principal	-	-	-	-	-
Interest	-	-	-	-	-
Total Expenditures	<u>862,000</u>	<u>948,000</u>	<u>1,041,000</u>	<u>1,145,000</u>	<u>1,307,290</u>
Revenues Over (Under) Expenditures:	(1,554)	-	-	-	(47,290)
Other Financing Sources (Uses)					
Transfers in	-	-	-	-	-
Transfers out	-	-	-	-	-
Bond proceeds	-	-	-	-	-
Sale of capital assets	-	-	-	-	-
Interfund loan activity	-	-	-	-	-
Total Other Financing Sources (Uses)	<u>-</u>	<u>-</u>	<u>-</u>	<u>-</u>	<u>-</u>
Net Change in Cash Balance	(1,554)	-	-	-	(47,290)
Cash Balances, January 1	<u>379,681</u>	<u>378,127</u>	<u>378,127</u>	<u>378,127</u>	<u>378,127</u>
Cash Balances, December 31	<u>\$ 378,127</u>	<u>\$ 378,127</u>	<u>\$ 378,127</u>	<u>\$ 378,127</u>	<u>\$ 330,837</u>

City of Lino Lakes
2023-2027 Financial Plan
 Projected Cash Balance
Surface Water Management Fund
Fund 422

	2023	2024	2025	2026	2027
	Estimated Amounts	Estimated Amounts	Estimated Amounts	Estimated Amounts	Estimated Amounts
Revenues					
Special assessments	\$ 311,873	\$ 399,948	\$ 435,029	\$ 468,344	\$ 464,913
Intergovernmental	100,000	-	-	-	-
Charges for services	20,055	20,055	20,055	20,055	20,055
Investment earnings	-	-	-	-	-
Miscellaneous	-	-	-	-	-
Total Revenues	431,928	420,003	455,084	488,399	484,968
Expenditures					
Current	-	-	100,000	-	100,000
Capital outlay	2,290,000	3,100,000	430,000	345,000	345,000
Debt service					
Principal	-	-	-	-	-
Interest	-	-	-	-	-
Total Expenditures	2,290,000	3,100,000	530,000	345,000	445,000
Revenues Over (Under) Expenditures:	(1,858,072)	(2,679,997)	(74,916)	143,399	39,968
Other Financing Sources (Uses)					
Transfers in	-	-	-	-	-
Transfers out	-	-	-	-	-
Bond proceeds (1)	-	-	-	-	-
Sale of capital assets(2)	-	-	-	-	-
Interfund loan activity(3)	-	-	-	-	-
Total Other Financing Sources (Uses)	-	-	-	-	-
Net Change in Cash Balance	(1,858,072)	(2,679,997)	(74,916)	143,399	39,968
Cash Balances, January 1	1,387,583	(470,489)	(3,150,485)	(3,225,401)	(3,082,002)
Cash Balances, December 31	\$ (470,489)	\$ (3,150,485)	\$ (3,225,401)	\$ (3,082,002)	\$ (3,042,033)

(1) Bond proceeds (approx. \$2,000,000) may be considered to fund NE Area Regional Storm Water Improvements in 2023.

(2) No assumptions have been made in regards to the sale of wetland credits.

(3) An interfund loan (approx. \$2,200,000) may be considered to help fund Wetland Bank No. 3 in 2024.

City of Lino Lakes
2023-2027 Financial Plan
 Projected Cash Balance
Street Reconstruction Fund
Fund 423

	2023	2024	2025	2026	2027
	Estimated Amounts	Estimated Amounts	Estimated Amounts	Estimated Amounts	Estimated Amounts
Revenues					
Special assessments	\$ 10,986	\$ 10,513	\$ 10,039	\$ 1,932	\$ -
Intergovernmental	-	-	-	-	-
Investment earnings	-	-	-	-	-
Miscellaneous	-	-	-	-	-
Total Revenues	<u>10,986</u>	<u>10,513</u>	<u>10,039</u>	<u>1,932</u>	<u>-</u>
Expenditures					
Current	-	-	-	-	-
Capital outlay	-	-	-	-	-
Debt service					
Principal	-	-	-	-	-
Interest	-	-	-	-	-
Total Expenditures	<u>-</u>	<u>-</u>	<u>-</u>	<u>-</u>	<u>-</u>
Revenues Over (Under) Expenditures:	10,986	10,513	10,039	1,932	-
Other Financing Sources (Uses)					
Transfers in	-	-	-	-	-
Transfers out	-	-	-	-	-
Bond proceeds	-	-	-	-	-
Sale of capital assets	-	-	-	-	-
Interfund loan activity	-	-	-	-	-
Total Other Financing Sources (Uses)	<u>-</u>	<u>-</u>	<u>-</u>	<u>-</u>	<u>-</u>
Net Change in Cash Balance	10,986	10,513	10,039	1,932	-
Cash Balances, January 1	<u>529,433</u>	<u>540,419</u>	<u>550,932</u>	<u>560,971</u>	<u>562,903</u>
Cash Balances, December 31	<u>\$ 540,419</u>	<u>\$ 550,932</u>	<u>\$ 560,971</u>	<u>\$ 562,903</u>	<u>\$ 562,903</u>

City of Lino Lakes
2023-2027 Financial Plan
 Projected Cash Balance
Park & Trail Improvements Fund
Fund 425

	2023	2024	2025	2026	2027
	Estimated Amounts	Estimated Amounts	Estimated Amounts	Estimated Amounts	Estimated Amounts
Revenues					
Property taxes	\$ 90,000	\$ 90,000	\$ 90,000	\$ 90,000	\$ 90,000
Investment earnings	-	-	-	-	-
Miscellaneous	-	-	-	-	-
Total Revenues	<u>90,000</u>	<u>90,000</u>	<u>90,000</u>	<u>90,000</u>	<u>90,000</u>
Expenditures					
Current	-	-	-	-	-
Capital outlay	-	-	-	-	-
Debt service					
Principal	-	-	-	-	-
Interest	-	-	-	-	-
Total Expenditures	<u>-</u>	<u>-</u>	<u>-</u>	<u>-</u>	<u>-</u>
Revenues Over (Under) Expenditures:	90,000	90,000	90,000	90,000	90,000
Other Financing Sources (Uses)					
Transfers in	-	-	-	-	-
Transfers out	-	-	-	-	-
Bond proceeds	-	-	-	-	-
Sale of capital assets	-	-	-	-	-
Interfund loan activity	-	-	-	-	-
Total Other Financing Sources (Uses)	<u>-</u>	<u>-</u>	<u>-</u>	<u>-</u>	<u>-</u>
Net Change in Cash Balance	90,000	90,000	90,000	90,000	90,000
Cash Balances, January 1	<u>172,418</u>	<u>262,418</u>	<u>352,418</u>	<u>442,418</u>	<u>532,418</u>
Cash Balances, December 31	<u>\$ 262,418</u>	<u>\$ 352,418</u>	<u>\$ 442,418</u>	<u>\$ 532,418</u>	<u>\$ 622,418</u>

City of Lino Lakes
2023-2027 Financial Plan
 Projected Cash Balance
 Comp Plan Updates Fund
 Fund 484

	2023	2024	2025	2026	2027
	Estimated Amounts	Estimated Amounts	Estimated Amounts	Estimated Amounts	Estimated Amounts
Revenues					
Property taxes	\$ -	\$ -	\$ -	\$ -	\$ -
Intergovernmental	-	-	-	-	16,000
Investment earnings	-	-	-	-	-
Miscellaneous	-	-	-	-	-
Total Revenues	-	-	-	-	16,000
Expenditures					
Current	-	-	-	-	140,000
Capital outlay	-	-	-	-	-
Debt service					
Principal	-	-	-	-	-
Interest	-	-	-	-	-
Total Expenditures	-	-	-	-	140,000
Revenues Over (Under) Expenditures:	-	-	-	-	(124,000)
Other Financing Sources (Uses)					
Transfers in	25,000	25,000	25,000	25,000	25,000
Transfers out	-	-	-	-	-
Bond proceeds	-	-	-	-	-
Sale of capital assets	-	-	-	-	-
Interfund loan activity	-	-	-	-	-
Total Other Financing Sources (Uses)	25,000	25,000	25,000	25,000	25,000
Net Change in Cash Balance	25,000	25,000	25,000	25,000	(99,000)
Cash Balances, January 1	1,936	26,936	51,936	76,936	101,936
Cash Balances, December 31	\$ 26,936	\$ 51,936	\$ 76,936	\$ 101,936	\$ 2,936

City of Lino Lakes
2023-2027 Financial Plan
 Projected Cash Balance
Water Operating Fund
Fund 601

	2023	2024	2025	2026	2027
	Estimated Amounts	Estimated Amounts	Estimated Amounts	Estimated Amounts	Estimated Amounts
Revenues					
Charges for services (fixed/REU)	\$ 441,420	\$ 601,760	\$ 768,700	\$ 785,200	\$ 801,700
Charges for services (volume)	1,366,783	1,450,523	1,538,774	1,631,765	1,729,733
Hook-up charges	41,250	41,250	41,250	41,250	41,250
Water meter sales	79,825	81,421	83,050	84,711	86,405
Investment earnings	-	-	-	-	-
Miscellaneous	2,625	2,756	2,894	3,039	3,191
Total Revenues	<u>1,931,903</u>	<u>2,177,710</u>	<u>2,434,668</u>	<u>2,545,965</u>	<u>2,662,279</u>
Expenditures					
Current	990,723	1,239,352	1,296,565	1,405,482	1,470,945
Capital outlay	591,100	937,500	509,000	2,130,000	-
Debt service					
Principal	-	-	-	-	-
Interest	-	-	-	-	-
Total Expenditures	<u>1,581,823</u>	<u>2,176,852</u>	<u>1,805,565</u>	<u>3,535,482</u>	<u>1,470,945</u>
Revenues Over (Under) Expenditures:	350,080	858	629,103	(989,517)	1,191,334
Other Financing Sources (Uses)					
Transfers in	-	-	-	-	-
Transfers out	(441,420)	(601,760)	(768,700)	(785,200)	(969,700)
Bond proceeds	-	-	-	-	-
Sale of capital assets	-	-	-	-	-
Interfund loan activity	-	-	-	-	-
Total Other Financing Sources (Uses)	<u>(441,420)</u>	<u>(601,760)</u>	<u>(768,700)</u>	<u>(785,200)</u>	<u>(969,700)</u>
Net Change in Cash Balance	(91,340)	(600,902)	(139,597)	(1,774,717)	221,634
Cash Balances, January 1	<u>3,823,676</u>	<u>3,732,336</u>	<u>3,131,434</u>	<u>2,991,837</u>	<u>1,217,120</u>
Cash Balances, December 31	<u>\$ 3,732,336</u>	<u>\$ 3,131,434</u>	<u>\$ 2,991,837</u>	<u>\$ 1,217,120</u>	<u>\$ 1,438,754</u>

City of Lino Lakes
2023-2027 Financial Plan
 Projected Cash Balance
 Sewer Operating Fund
 Fund 602

	2023	2024	2025	2026	2027
	Estimated Amounts	Estimated Amounts	Estimated Amounts	Estimated Amounts	Estimated Amounts
Revenues					
Charges for services	\$ 1,891,069	\$ 1,979,432	\$ 2,071,925	\$ 2,168,739	\$ 2,270,077
Hook-up charges	33,000	33,000	33,000	33,000	33,000
Investment earnings	-	-	-	-	-
Miscellaneous	-	-	-	-	-
Total Revenues	1,924,069	2,012,432	2,104,925	2,201,739	2,303,077
Expenditures					
Current	1,783,937	1,846,080	1,913,832	2,033,177	2,108,934
Capital outlay	335,420	910,700	114,000	2,105,000	113,000
Debt service					
Principal	-	-	-	-	-
Interest	-	-	-	-	-
Total Expenditures	2,119,357	2,756,780	2,027,832	4,138,177	2,221,934
Revenues Over (Under) Expenditures:	(195,288)	(744,348)	77,093	(1,936,438)	81,143
Other Financing Sources (Uses)					
Transfers in	-	-	-	-	-
Transfers out	-	-	-	-	(168,000)
Bond proceeds	-	-	-	-	-
Sale of capital assets	-	-	-	-	-
Interfund loan activity	(2,262,000)	248,820	246,558	244,296	611,014
Total Other Financing Sources (Uses)	(2,262,000)	248,820	246,558	244,296	443,014
Net Change in Cash Balance	(2,457,288)	(495,528)	323,651	(1,692,142)	524,157
Cash Balances, January 1	9,011,698	6,554,410	6,058,882	6,382,533	4,690,391
Cash Balances, December 31	\$ 6,554,410	\$ 6,058,882	\$ 6,382,533	\$ 4,690,391	\$ 5,214,548

City of Lino Lakes
2023-2027 Financial Plan
 Projected Cash Balance
Storm Water Operating Fund
Fund 603

	2023	2024	2025	2026	2027
	Estimated Amounts	Estimated Amounts	Estimated Amounts	Estimated Amounts	Estimated Amounts
Revenues					
Charges for services	\$ 536,470	\$ 544,150	\$ 551,830	\$ 559,510	\$ 567,190
Investment earnings	-	-	-	-	-
Miscellaneous	-	-	-	-	-
Total Revenues	<u>536,470</u>	<u>544,150</u>	<u>551,830</u>	<u>559,510</u>	<u>567,190</u>
Expenditures					
Current	292,190	303,878	316,033	328,674	341,821
Capital outlay	200,000	220,000	525,000	220,000	220,000
Debt service					
Principal	-	-	-	-	-
Interest	-	-	-	-	-
Total Expenditures	<u>492,190</u>	<u>523,878</u>	<u>841,033</u>	<u>548,674</u>	<u>561,821</u>
Revenues Over (Under) Expenditures:	44,280	20,272	(289,203)	10,836	5,369
Other Financing Sources (Uses)					
Transfers in	-	-	-	-	-
Transfers out	-	-	-	-	-
Bond proceeds	-	-	-	-	-
Sale of capital assets	-	-	-	-	-
Interfund loan activity	-	-	-	-	-
Total Other Financing Sources (Uses)	<u>-</u>	<u>-</u>	<u>-</u>	<u>-</u>	<u>-</u>
Net Change in Cash Balance	44,280	20,272	(289,203)	10,836	5,369
Cash Balances, January 1	<u>326,637</u>	<u>370,917</u>	<u>391,189</u>	<u>101,987</u>	<u>112,823</u>
Cash Balances, December 31	<u>\$ 370,917</u>	<u>\$ 391,189</u>	<u>\$ 101,987</u>	<u>\$ 112,823</u>	<u>\$ 118,192</u>

Lino Lakes Charter Commission

Membership and Term

Anthony Frolik	Term expires December 31, 2023
Caroline Dahl (Chair)	Term expires December 31, 2025
Carol Stanek (Co-Secretary)	Term expires December 31, 2023
Dan Nicholson	Term expires December 31, 2023
Dean Hausladen	Term expires December 31, 2023
Donald Aldentaler	Term expires December 31, 2023
Kelli Damiani	Term expires December 31, 2025
Melissa Rodriguez	Term expires December 31, 2023
Mike Trehus	Term expires December 31, 2025
Robert Herr	Term expires December 31, 2025
Waylon Vanderpoel	Term expires December 31, 2023

Lino Lakes Charter Commission - 2023 Meeting Calendar

- = Charter Commission Regular Meeting, 6:30 p.m., Community Room, City Hall
- = Election Day
- # = Holiday

JANUARY

S	M	T	W	TH	F	S
1	2	3	4	5	6	7
8	9	10	11	12	13	14
15	16	17	18	19	20	21
22	23	24	25	26	27	28
29	30	31				

FEBRUARY

S	M	T	W	TH	F	S
			1	2	3	4
5	6	7	8	9	10	11
12	13	14	15	16	17	18
19	20	21	22	23	24	25
26	27	28				

MARCH

S	M	T	W	TH	F	S
			1	2	3	4
5	6	7	8	9	10	11
12	13	14	15	16	17	18
19	20	21	22	23	24	25
26	27	28	29	30	31	

APRIL

S	M	T	W	TH	F	S
						1
2	3	4	5	6	7	8
9	10	11	12	13	14	15
16	17	18	19	20	21	22
23	24	25	26	27	28	29
30						

MAY

S	M	T	W	TH	F	S
	1	2	3	4	5	6
7	8	9	10	11	12	13
14	15	16	17	18	19	20
21	22	23	24	25	26	27
28	29	30	31			

JUNE

S	M	T	W	TH	F	S
				1	2	3
4	5	6	7	8	9	10
11	12	13	14	15	16	17
18	19	20	21	22	23	24
25	26	27	28	29	30	

JULY

S	M	T	W	TH	F	S
						1
2	3	4	5	6	7	8
9	10	11	12	13	14	15
16	17	18	19	20	21	22
23	24	25	26	27	28	29
30	31					

AUGUST

S	M	T	W	TH	F	S
		1	2	3	4	5
6	7	8	9	10	11	12
13	14	15	16	17	18	19
20	21	22	23	24	25	26
27	28	29	30	31		

SEPTEMBER

S	M	T	W	TH	F	S
					1	2
3	4	5	6	7	8	9
10	11	12	13	14	15	16
17	18	19	20	21	22	23
24	25	26	27	28	29	30

OCTOBER

S	M	T	W	TH	F	S
1	2	3	4	5	6	7
8	9	10	11	12	13	14
15	16	17	18	19	20	21
22	23	24	25	26	27	28
29	30	31				

NOVEMBER

S	M	T	W	TH	F	S
			1	2	3	4
5	6	7	8	9	10	11
12	13	14	15	16	17	18
19	20	21	22	23	24	25
26	27	28	29	30		

DECEMBER

S	M	T	W	TH	F	S
					1	2
3	4	5	6	7	8	9
10	11	12	13	14	15	16
17	18	19	20	21	22	23
24	25	26	27	28	29	30
31						

CITY OF LINO LAKES

CHARTER ADMINISTRATION (101-405)

Description	Object Code	Actual 2020	Actual 2021	Adopted 2022	Base Budget 2023	Adjustments Requested 2023	Proposed 2023	Budget Detail
OTHER SERVICES AND SUPPLIES								
PROFESSIONAL SERVICES	4300-000	148	302	1,000	1,000	0	1,000	Time Savers - Minutes
PROF SERVICES - CHARTER COMM	4300-999	0	0	6,463	6,463	0	6,463	Charter Commission Directed Expenses
		148	302	7,463	7,463	0	7,463	
TOTAL CHARTER ADMINISTRATION		148	302	7,463	7,463	0	7,463	