



Open Your Government to a Better Way of Working

Transform the way you analyze, share and compare
your financial information with OpenGov.

1000+
GOVERNMENT
CUSTOMERS

\$500B+
EXPENDITURES
ANALYZED

47
STATES
SERVED

“OpenGov’s platform is so flexible that I can find a lot of information in a few clicks, instead of running a custom report from my accounting system.”

-JERRY VYSKOCIL, FINANCE DIRECTOR, NOBLES COUNTY, MN

Trusted by 1000+ cities, counties and agencies



Ready to empower your organization and engage your constituents?

OpenGov Intelligence

Management Reporting and Analytics for the 21st century government

CONTROL THE CLOCK.

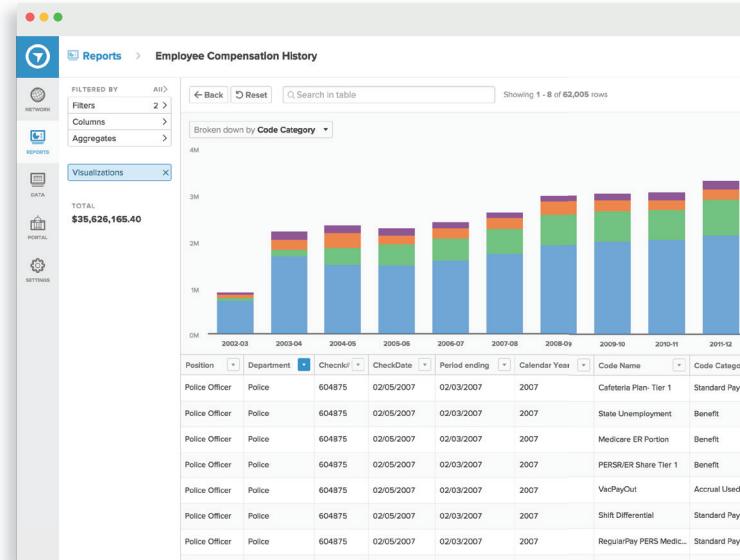
Save time by allowing anyone to quickly run reports and drill down with little or no training.

BRING DATA TO THE DECISION MAKERS.

With the click of a button, distribute reports and make sure everyone has the information they need.

STAY UP TO DATE.

Your organization needs fresh data. Monthly, weekly, and even daily. Automatic uploads make your reports near real-time.



OpenGov Transparency

Deliver a more efficient, transparent government to your constituents.

INSPIRE TRUST.

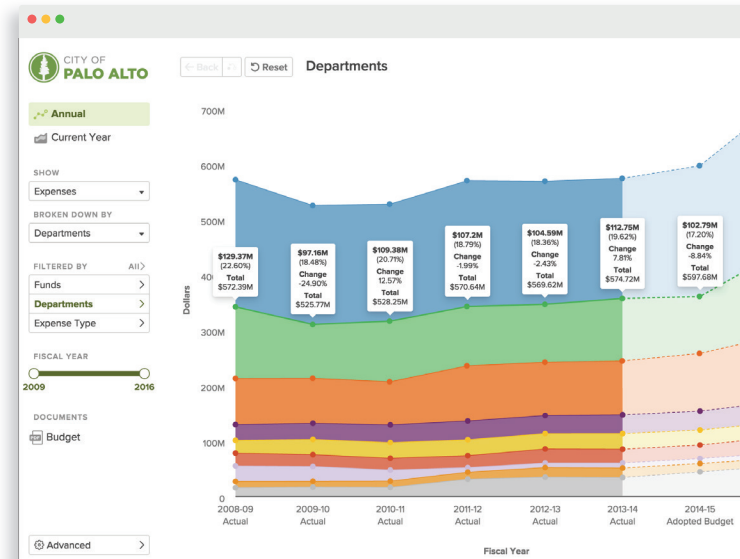
The push for transparency with taxpayers' money is good for governments, citizens and the democratic process.

MAKE BUDGETING MORE TRANSPARENT.

Allow citizens to track the annual budget process at every stage, from initial proposals to final approval.

SHARE FINANCIAL AND NONFINANCIAL DATA.

Unite nonfinancial and financial data to give citizens a holistic view. Share goals and performance measures from across the organization.



Getting started is fast, affordable, and easy.

Simple Setup

No integrations, long implementations, or installations means no hassles for your IT staff.

System Agnostic

We regularly work with financial data from myriads financial systems — from SAP to QuickBooks.

Straightforward

With your financial information in a CSV or Excel file, can have your solution ready within a week.

To get started, request a demo at www.opengov.com

OpenGov Intelligence™

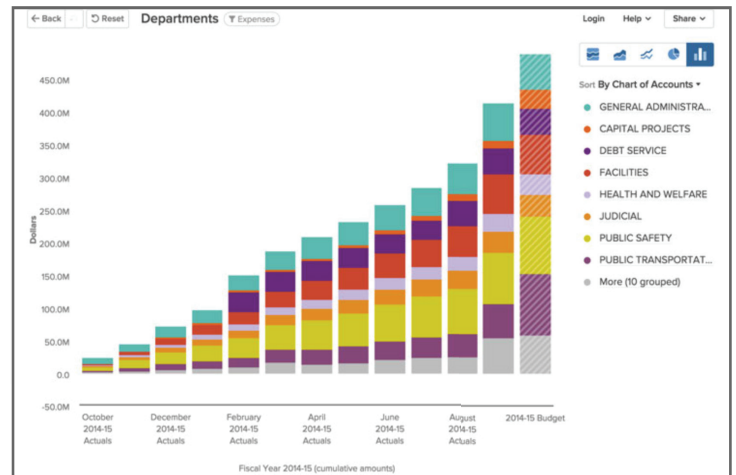
Management reporting and analytics
for the 21st century government

OpenGov Intelligence™ is an easy-to-use reporting and analytics platform that allows your entire organization to rapidly make better, data-driven decisions.

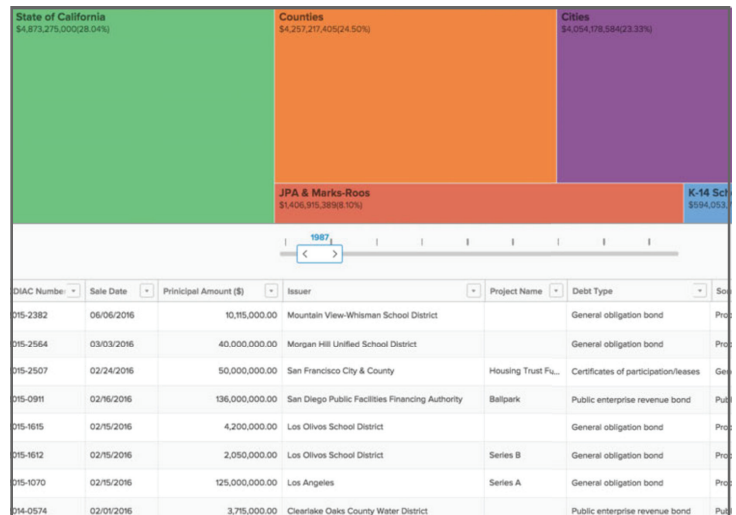
Free Your Data & Empower Your Agency

Typically only a few people are trained to run reports and data is scattered across disparate systems and agencies. These silos reduce your organization's ability to quickly act on financial and performance insights. Use OpenGov Intelligence to:

- **Centralize your data:** Unite your financial and performance data in one accessible platform.
- **Reduce interruptions:** Enable any employee to run reports using a trusted data source.
- **Eliminate backlogs:** Empower more people to access information and reduce administrative delays.
- **Deliver the details:** Allow non-financial personnel to dive into the data without having to re-query your financial and ERP systems.



Track monthly expenses like Montgomery County, TX.



Analyze decades of financing like the State Treasurer of California.

Bring Your Data to Life

Most legacy financial systems make you start from the top, then drill down. With OpenGov, start at any level of your Chart of Accounts. Pull data from financial and performance systems, as well as plain old spreadsheets, to obtain new insights. Run mission-critical reports with ease.

Securely share insights and data

Sharing should be simple. But with most financial systems (and spreadsheets) it is not. With OpenGov Intelligence, you can remove information silos and make sure everyone has current information. Powerful access controls let you decide who sees your reports and how deep viewers can dive into your data.

Tell your entire story

Create powerful narratives by combining charts and annotations to convey both financial and non-financial data to your teams and keep everyone on the same page and speaking a common language.

Publish when ready

Determine which reports and data are available across your organization with permissioning and controlled sharing. Your data is securely stored in the cloud.

“ This ease of use enabled OpenGov to become Allegheny County’s base of reporting and its official record. It’s our one-stop shop for an honest measure of the truth.”

-Tony Cholewinski
Assistant to the Deputy Controller of
Management Systems
County of Allegheny, PA

Unlock Insights & Increase Productivity

- Seamlessly unite financial and performance data
- Securely share reports with key stakeholders
- Rapidly view and analyze current data

See OpenGov in action.

Request your personalized demo today!

opengov.com/demo

Trusted by



Enhance Your Revenue Planning With OpenGov Intelligence™

Understand your revenue base, trends, and proposals to make better, data-driven revenue and economic development decisions.

Gain Revenue Insights On-Demand

Streamline Revenue Reporting and Improve Decision-Making

Use interactive financial reports to understand your revenue. Publish a common set of facts for management and elected officials that is available on-demand, and on their mobile devices, so you can keep them informed and support policy recommendations.

Share Budget-to-Actual Results

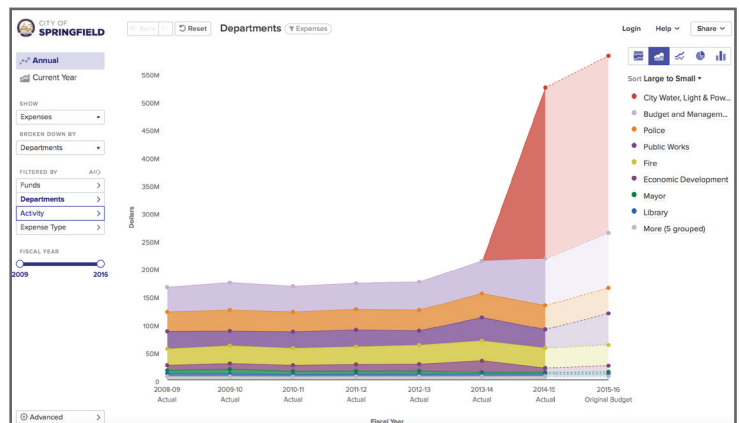
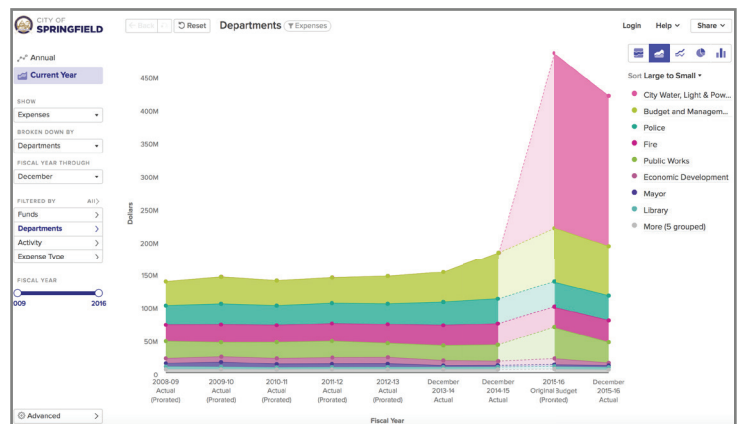
Easily compare and share YTD multi-fund revenue to budget. Drill into results by revenue type or for any department or unit, by dollar or percentage, and help department heads and elected officials better understand financial performance so they can make better decisions.

Gain a Multi-Year Perspective

See how historical economic trends and changes in funding sources affected your results, so you can prepare for future forecasting and budget cycles.

View Trends in an Instant

View multi-year, multi-fund data in interactive charts and tables. Pivot, filter, and share reports in seconds so everyone understands where revenue is coming from.



- Track and analyze revenue performance
- Understand YTD expenses
- Model the impact of different revenue proposals
- Determine economic development priorities
- Build trust by engaging staff, elected officials, and the public with intuitive, online interactive reports

Understand Your Tax Base and Drive Economic Development

Understand Your Property and Business Tax Base

Use property, sales, and business tax data to power economic development programs. Build assessed valuations reports with your property tax information to visualize, understand, and share key trends.

Determine Which Industries Contribute to Your Revenue

Use your sales tax, business tax, and hotel tax data to build comprehensive tax by industry reports that can be shared internally or externally.

Target the Right Industries for Development

Use tax data to assess which industries or businesses to target for economic development campaigns.

Defend Recommendations to Elected Officials and Voters

Create compelling web-based reports to tell your story with one set of facts.

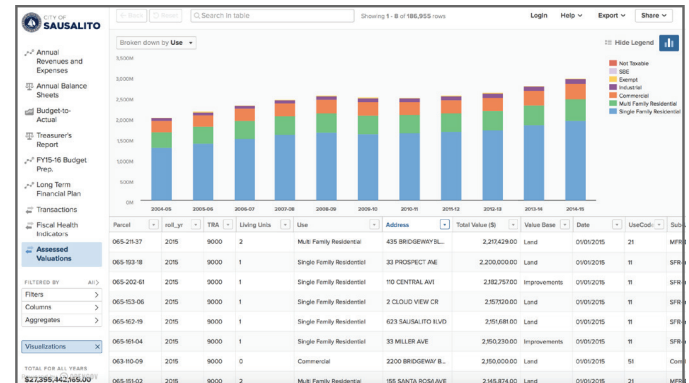
Improve Revenue Modeling and “What If” Analysis

Build and Share Long-Term Growth Models

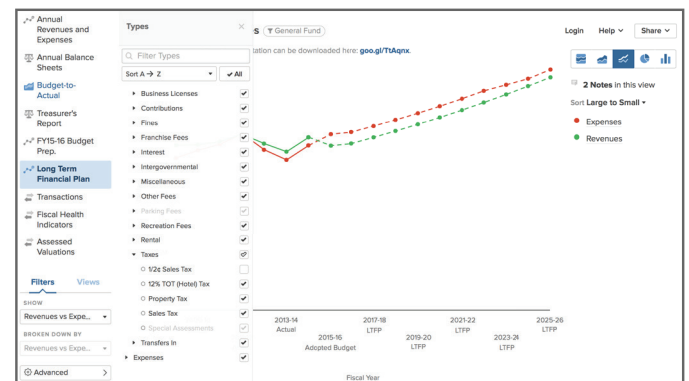
Upload variations of multi-year projections to assess and illustrate the impact of alternate proposals. Easily select and deselect proposals to fine-tune your analysis.

Present Your Analysis with Ease

Show how policies such as sales tax and fee changes impact projected revenue and expenses, on demand, and at the click of a mouse. Charts automatically update to reflect the proposals you select throughout your presentation, allowing your audience to follow along.



Easily access prior years' data to understand important trends



Visualize and explore the details of long-term financial plans with ease

See OpenGov in action.

Request your personalized demo today!

opengov.com/demo

OpenGov Transparency

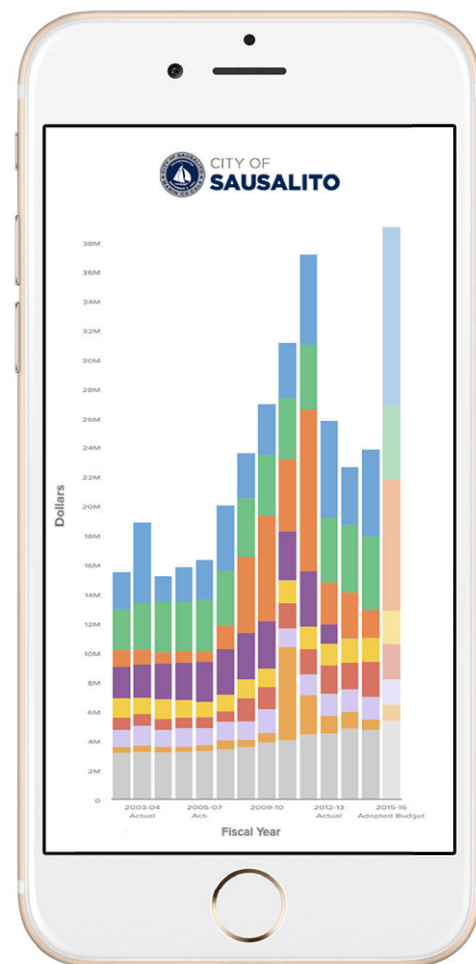
Engage citizens. Build trust.

Engage your citizens and tell your story. Enable internal stakeholders and the public to understand historical and planned spend and show how money is utilized for the community.

Tell Your Whole Story

Guide your citizens from data to insights with intuitive reports and visualizations complemented with your annotations and narrative. Build immediate trust by allowing them to dive into the details, in seconds, and answer questions on the fly.

- **Inspire trust:** Give your constituents the ability to explore the data underlying your reports down to a specific transaction.
- **Guide exploration:** Provide citizens with saved views and narrative annotations that help them understand reports.
- **Reflect your chart of accounts:** Keep information in context and accurately reflect financial truths.



21st Century Transparency

Your constituents have come to expect increased transparency and anytime, anywhere access to information. Turn this desire to engage into a benefit for your organization, drive civic engagement around key issues and align budgeting decisions to citizen priorities.

Answers on-demand

Easily create an online portal where the public can ask their questions in real-time. Reduce freedom of information requests and increase citizen trust.

Open your checkbook

Surface your check-level expenditures to inform citizens, uncover insights, and drive trust in the information presented.

Go beyond your PDFs

Information contained in PDFs is not easily analyzed and becomes outdated quickly. Provide your departments and citizens the best information with a modern transparency solution.

“*The OpenGov Platform is the best way to publish and share the budget and historical financial information with the community, officials, and staff.*”

-Jason Johnson
Budget and Technology Manager
City of Rocklin, CA

Popular Transparency Reports

- Annual revenues & expenses
- Treasurer's report
- Performance data such as 311 requests

See OpenGov in action.

Request your personalized demo today!

opengov.com/demo

Trusted by

