







### LEGEND

-  PROPOSED 12" SANITARY SEWER
-  I-94 LIFT STATION
-  EXISTING 8" SANITARY SEWER
-  EXISTING 10" SANITARY SEWER
-  EXISTING 12" SANITARY SEWER
-  EXISTING 8" FORCEMAIN



**FOCUS**  
ENGINEERING

I-94 LIFT STATION &  
SANITARY SEWER  
IMPROVEMENTS  
AUGUST, 2016

LOCATION MAP  
I-94 LIFT STATION & SANITARY SEWER IMPROVEMENTS