



STAFF REPORT

DATE: June 19, 2018

ITEM #: 19

TO: City Council

FROM: Lake Elmo Fire Department Truck Committee

AGENDA ITEM: Approve purchase of Rescue/Engine and Equipment

REVIEWED BY: Greg Malmquist, Fire Chief

BACKGROUND:

July 2017, the Lake Elmo Fire Department Truck Committee began developing specifications for a Rescue/Engine, while keeping the following goals in mind.

- Design a vehicle to maintain efficient delivery of our current level of service, now and into the future.
- Gather all of our rescue equipment onto one vehicle for efficiency.
- Keep in mind that most initial responses will be with a 2 person crew, for ergonomics and efficiencies.
- Combine 2 vehicles, (Engine 2 and Utility 2) into one to reduce vehicle purchase costs, maintenance costs and space needs.

Also, through the process, the Truck Committee identified equipment to be purchased based on the following:

- Replace equipment that has been removed from service because it exceeded its recommended life, (Air bags)
- Replace current, 25 yr. old hydraulic tools that are obsolete and underpowered to meet the demands of present day vehicle extrications.
- Replacement of homemade, unsafe cribbing and rescue struts with safer, more efficient items.

As part of the process, the committee visited several other area FD's with similar vehicles, to look at their trucks and discuss with those that designed and use them, recommended do's and don'ts. Several meetings were also held with a truck manufacturer to determine what was feasible or not to build. When the Truck Committee felt they had met the goals and objectives with the design and specifications of this vehicle it was moved forward in the process.

At the March 27, 2018 Public Safety Committee meeting, Chief Malmquist presented the specifications and pricing for the Rescue/Engine and equipment. The committee supported the recommendations of the Truck Committee. Due to the large expenditure, the Public Safety Committee requested a joint meeting with the City Council at a workshop to discuss the purchase and funding.

At the April 10, 2018 Council Workshop the Rescue/Engine was presented and discussed. Council requested more time to review the information and forward questions to Chief Malmquist. Chief Malmquist responded to all questions and provided the requested information. During this time, Administrator Handt and Chief Malmquist discussed options moving forward. It was determined that this should be revisited by the Truck Committee, with the goal of determining funding options to get the total cost of the project, including equipment, at or below the \$700,000.00 that was in the CIP for replacement of the two vehicles.

The Truck committee met on May 30th to review the specifications and identify additional funding options. See attachment.

ISSUE BEFORE COUNCIL:

Whether or not to approve purchase of Rescue/Engine and equipment with revisions and utilization of identified alternate funding sources as presented.

PROPOSAL DETAILS/ANALYSIS:

The Truck Committee has identified two items on the truck that could be purchased and added at a later date as well as multiple finance options, (grants, donations, budget, sale of used trucks and used equipment) that could be used towards the purchase.

FISCAL IMPACT:

CIP - \$700,000.00, (2018 replacement of Engine 2=\$625,000.00 and 2019 replacement of Utility 2=\$75,000.00)

Additional funding from grants, donations, budget, sale of used equipment and sale of used vehicles. See attached.

OPTIONS:

- 1) Move forward with purchase of Rescue/Engine and equipment.
- 2) Deny purchase.

RECOMMENDATION:

Motion: To approve purchase of Rescue/Engine and equipment, with a total cost, not to exceed \$700,000.00

ATTACHMENTS:

1. Revised HGAC Pricing Contract
2. Truck Drawing
3. Revised Truck Body Specifications
4. Revised Truck Chassis Specifications
5. Revised equipment list w/costs
6. Truck Committee recap of May 30th with financing recommendations.



To: City of Lake Elmo
 3800 Laverne Avenue North
 Lake Elmo, MN 55042
RE: HGAC Truck Purchase Contract FS12-17

Date: 06-06-18

We hereby propose and agree to furnish, after your acceptance of this proposal and the proper execution by the City of Lake Elmo, MN, hereinafter called the BUYER and an officer of Rosenbauer Minnesota LLC, Wyoming, MN a division subsidiary of Rosenbauer America, hereinafter called the COMPANY, the following apparatus and equipment:

Rosenbauer Heavy Duty EXT Rear Mount Rescue Pumper Body	\$425,670.00
Rosenbauer Commander 4000 Chassis	\$258,632.00**
Discount for Apparatus Display at 2019 FDIC or 2019 MN Chiefs	- \$5,000.00
Deletion of Air Compressor only. Outlets and electrical remain	- \$1,950.00
Deletion of Entire Intercom system and Installation	- \$8,525.00
HGAC TOTAL ...	\$668,827.00**

Six Hundred Sixty Eight Thousand Eight Hundred Twenty Seven Dollars and 00/100.

All of which are to be built in accordance with the specifications attached which are made a part of this agreement and contract. Total contract price includes required HGAC interlocal agreement fee and also apparatus familiarization class.
NO ADDITIONAL TAXES OR FEES APPLY

****CHASSIS IS TO BE PROGRESS PAID FOR IN THE AMOUNT SHOWN ABOVE UPONS ITS COMPLETION AND ARRIVAL AT THE APPARATUS MANUFACTURERS FACILITY OR ADDITIONAL INTEREST CHARGES WILL APPLY.**

Delivery: The estimated delivery time for the completed apparatus, is to be made 360-390 calendar days after receipt of and approval of this contract duly executed, (Chassis must arrive within 210 days or delivery may be delayed) subject to all causes beyond the Company's control. The quoted delivery time is based upon our receipt of the specified materials required to produce the apparatus in a timely manner. The Company can not be held responsible for delays due to Acts of God, Labor Strikes, or Changes in Governmental Regulations that result in delayed delivery to our manufacturing facilities of these specified materials. This delivery estimate is based on the Company receiving complete and accurate paperwork from the Buyer and that no major changes take place during pre-construction, mid point inspections or final inspections. Changes required or requested by the Buyer during the construction process may be cause for an increase in the number of days required to build said apparatus.

Payment Terms: Final payment for the apparatus shall be made at time of final inspection and pick up / delivery of the completed vehicle. It is the responsibility of the Buyer to have full payment ready when the apparatus is complete and ready to pick up. If payment is delayed or delivery is delayed pending payment, a daily finance and storage fee may apply. Upon pick up of the apparatus by the Buyer, Buyer agrees to provide all liability and physical damage insurance. It is further agreed that if on delivery and test, any defects should develop, the Company shall be given reasonable time to correct same. Guarantee of the chassis is subject to the guarantee of the chassis manufacturer.

The amount in this proposal shall remain firm for 30 days.

Respectfully submitted,

BUYER

We accept the above Proposal and enter into contract with the signature(s) below.

Sales Rep _____
 Sales Representative

_____ Title _____

_____ Title _____

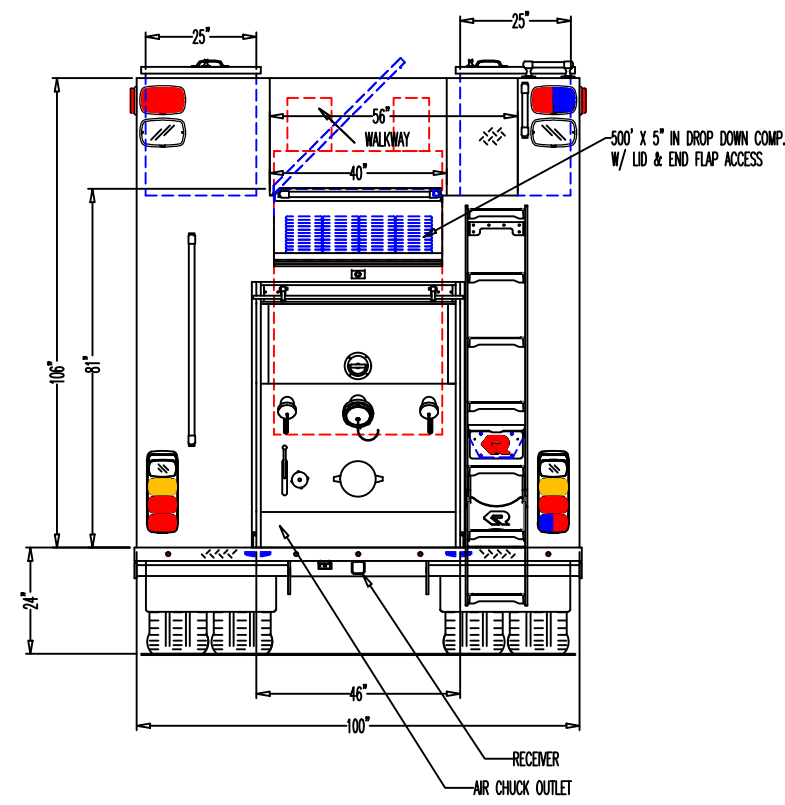
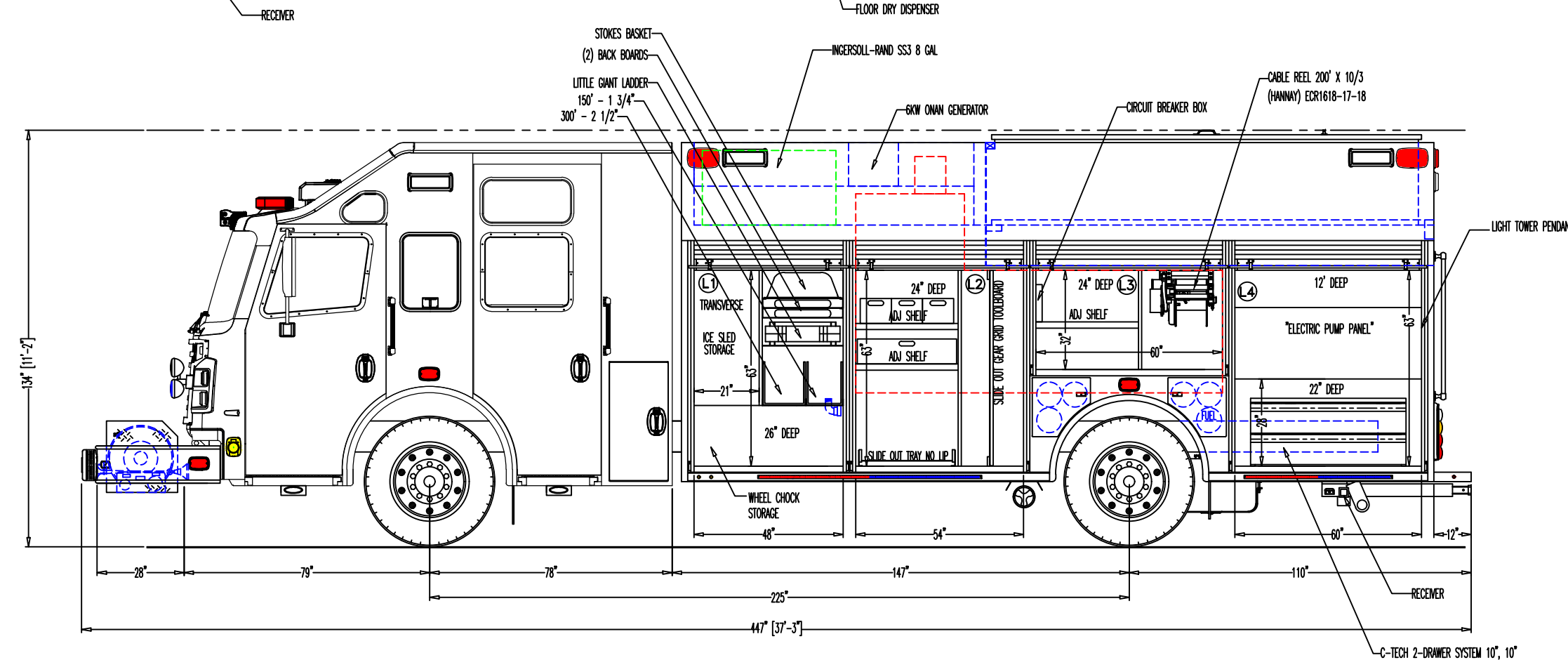
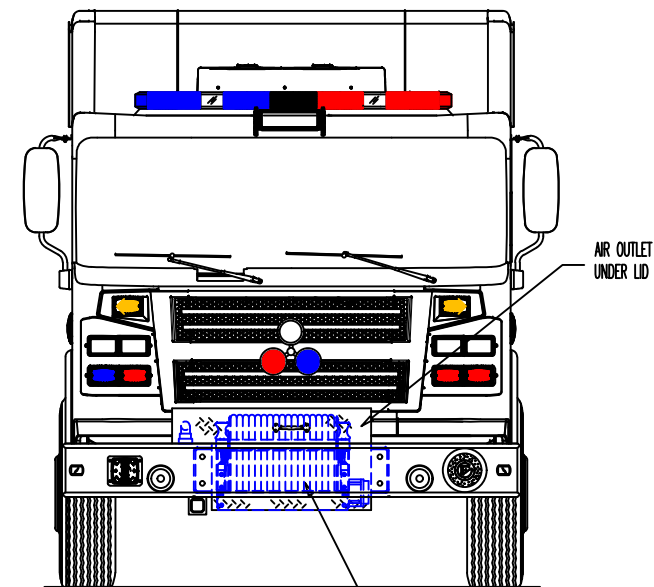
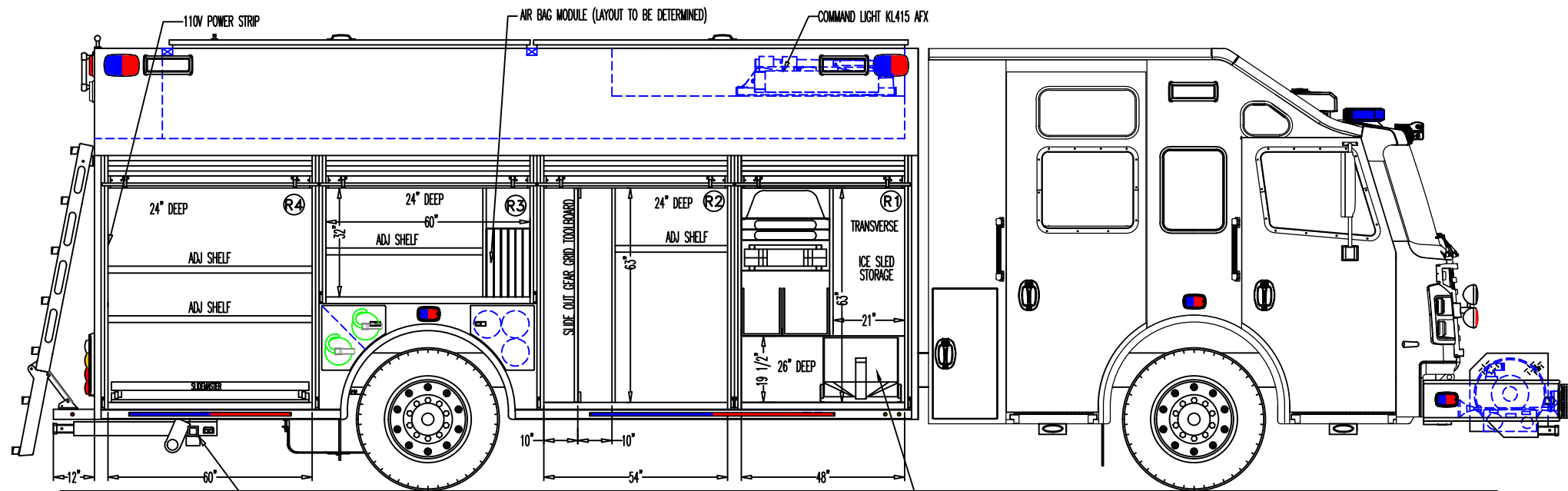
_____ Date

After company receipt of this document signed by the Buyer, the document will be reviewed and upon approval, countersigned by the Company putting the document in force.

ROSENBAUER MINNESOTA LLC.

_____ Title _____

_____ Date



- NOTES:
- OVERALL HEIGHT IS IN LOADED CONDITION. UNLOADED HEIGHTS MAY BE 4" ABOVE HEIGHTS SHOWN.
 - DO NOT SCALE DRAWING.
 - ALL DIMENSIONS ARE APPROXIMATE AND SUBJECT TO ENGINEERING CHANGES.
 - DRAWING MAY OR MAY NOT SHOW ALL ITEMS AS DESCRIBED IN THE WRITTEN DETAIL SPECIFICATIONS.
 - INCLUSION OF AN ITEM ON THE DRAWING DOES NOT CONSTITUTE INCLUSION OF THAT ITEM WITH THE FINAL DELIVERED UNIT.

REVISED: CRL DATE: 06-06-2018 (R-07)
 REVISED: CRL DATE: 03-08-2018 (R-06)
 REVISED: ARS DATE: 03-06-2018 (R-05)
 DRAWN: TAA DATE: 12-20-2017 (P5209-07)

APPROVED BY:

MAXIMUM HEIGHT	N/A
MAXIMUM LENGTH	N/A
BODY WIDTH	100"

CHASSIS:	ROSENBAUER R7824
PUMP:	WATEROUS CX 1250 GPM
TANK:	POLY 750/ 30 FOAM
TYPE:	PUMPER
AERIAL:	N/A

PROPRIETARY AND CONFIDENTIAL
 THE INFORMATION CONTAINED IN THIS DRAWING IS THE SOLE PROPERTY OF ROSENBAUER. ANY REPRODUCTION IN PART OR AS A WHOLE WITHOUT THE WRITTEN PERMISSION OF ROSENBAUER IS PROHIBITED.

**-PROPOSED-
LAKE ELMO**

ROSENBAUER EXT

ROSENBAUER

JOB NUMBER	DRAWING NUMBER	REV
-	P6817	07

QUOTATION

General Safety Fire Apparatus

LAKE ELMO 2018 HGAC RESCUE PUMPER BODY

Exp. Date: 03/21/2018
 Quote No: 10136-0050
 03/12/2018

PART NO	S	QTY	DESCRIPTION	EACH	EXTENDED
		1	== EXT Pmpr/Tnkr Bid Prep Forms - 108.018 01/08/18 ==	0.00	0.00
		1	ROSENBAUER APPARATUS SOLUTIONS - RAS - 08 JANUARY 2018	0.00	0.00
00-00-1300		1	Fire Department Name	0.00	0.00
00-00-1499		1	Overall Height Restriction, NONE	0.00	0.00
00-00-1509		1	Overall Length Restriction, NONE	0.00	0.00
00-00-1519		1	Overall Width Restriction, NONE	0.00	0.00
00-00-1529		1	Wheelbase Restriction, NONE	0.00	0.00
00-00-1539		1	Angle of Approach, NFPA Minimum, 8 Degrees	0.00	0.00
00-00-1549		1	Angle of Departure, NFPA Minimum, 8 Degrees	0.00	0.00
00-12-1100		1	Financial Stability Response	0.00	0.00
01-06-0510		1	Calculated Center of Gravity	0.00	0.00
		1	== EXT Pmpr/Tnkr Warranties-BR - 108.018 01/08/18 ==	0.00	0.00
01-16-0150		1	-- Warranty, Apparatus, Body Warranty, 1 Year	0.00	0.00
01-19-0460		1	-- Warranty, Bdy, Alum, Life-Time, Transferable	0.00	0.00
01-19-2450		1	-- Warranty, Subframe, Lifetime Alum, Transferable	0.00	0.00
01-20-0360		1	-- Warranty, Paint, PPG, 10 Years, EXT	0.00	0.00
01-21-0150		1	-- Warranty, Lettering and Striping, 1 Year	0.00	0.00
01-17-0750		1	-- Pump Warranty, Waterous, 5 Years	0.00	0.00
02-14-6250		1	Plmbg Warranty, Stnls Stl, 10 Years	0.00	0.00
01-33-3300		1	-- Mnls, Bdy Complete, CD Compact Disc Version	129.00	129.00
01-33-5400		1	-- Mnls, Elec, As Built Bdy, CD Compact Disc Version	317.00	317.00
		1	== Use Drop Down For Chassis Options - 822.016 08/22/16 ==	0.00	0.00
		1	== EXT Pmpr/Tnkr - DC Elec System COMMANDERS ONLY - 108.018 01/08/18 ==	0.00	0.00
56-01-1700		1	-- Siren, Elect, Whelen 295HFS2	589.00	589.00
56-02-1600		1	-- Spkr, F-S Dynamax, ES100C 100 Watt	340.00	340.00
56-02-1650		1	-- Spkr Grille, Stnls Stl, "R"	82.00	82.00
56-03-1300		1	-- Spkr Lctn, Bumper, Rcscd, Right Side	76.00	76.00
56-06-0500		1	-- Siren, F-S, Q2B-NN Mech, Bumper, Partially Rcscd, Left Side	2054.00	2054.00
56-07-1500	S <	1	-- Siren Cntrl, F-S, Q2B, Dash Button, Center Dash Center of dash to be accessible to driver and officer like Lake Elmo aerial	203.00	203.00
56-07-1200	S <	1	-- Siren Brake, F-S, Q2B, Center Dash Center of dash to be accessible to driver and officer like Lake Elmo aerial	203.00	203.00

PART NO	S	QTY	DESCRIPTION	EACH	EXTENDED
57-02-1250	S <	1	-- Lt Bar, Whelen, Ultra Freedom IV, #F4N7QLED, LED, 72" Fully populated clear lens lightbar with all red lights and one clear on the driver side and all blue lights and one clear on the passenger side. All specified side, front and rear warning lights to flash in a fast random pattern	5146.00	5146.00
57-08-1210	S <	1	-- Trffc Emtrr, GTT Honeycomb Strobe Style Opticon Roof Mntd, Wired to Park Brake Emitter to be be strobe honeycomb style external roof mounted emitter. Same model as was supplied with Lake Elmo Viper aerial. Mounted to the driver side of the cab roof wired to be on with master warning and off with park brake	1651.00	1651.00
57-10-0600		1	-- Lightbar Cntrl, with Master Warning Switch	198.00	198.00
58-71-1770		1	-- Wrn Lts, Whelen, Upper Rr (2) M9 LED	287.00	287.00
57-20-1426	S <	1	-- Wrn Lt, Drvr, Whelen, M9, Split Red/Red LED, Clear Lens, Ea Split red/red	202.00	202.00
57-20-1427	<	1	-- Wrn Lt, Offcr, Whelen, M9, Split Red/Blue LED, Clear Lens, Ea Red inboard and blue outboard	202.00	202.00
58-01-2180		2	-- Flange, Chrome, Wrn Lt, Whln, M9 Ea	30.00	60.00
58-46-2100		1	-- Wrn Lts, Whelen, Upper Side Front (2) M9 LED	287.00	287.00
57-20-1426	S <	1	-- Wrn Lt, Drvr, Whelen, M9, Split Red/Red LED, Clear Lens, Ea Split red/red	202.00	202.00
57-20-1427	<	1	-- Wrn Lt, Offcr, Whelen, M9, Split Red/Blue LED Clear Lens, Ea Red forward blue rearward	202.00	202.00
58-01-2180		2	-- Flange, Chrome, Wrn Lt, Whln, M9 Ea	30.00	60.00
58-61-2100		1	-- Wrn Lts, Whelen, Upper Side Rr (2) M9 LED	287.00	287.00
57-20-1426	S <	1	-- Wrn Lt, Drvr, Whelen, M9, Split Red/Red LED, Clear Lens, Ea Split red/red	202.00	202.00
57-20-1427	<	1	-- Wrn Lt, Offcr, Whelen, M9, Split Red/Blue LED Clear Lens, Ea Red forward blue rearward	202.00	202.00
58-01-2180		2	-- Flange, Chrome, Wrn Lt, Whln, M9 Ea	30.00	60.00
58-03-6199		1	-- Turn Signals, Upper Wing Position, Chassis Supplie	0.00	0.00
58-03-7300		1	-- Wrn Lts, Whelen, Inbrd Warn Lt, (2) M6 LED	287.00	287.00
57-20-1210		1	-- Wrn Lt, Drvr, Whelen, M6, Red LED, Clear Lens, Ea	128.00	128.00
57-20-1211		1	-- Wrn Lt, Offcr, Whelen, M6, Red LED, Clear Lens, Ea	128.00	128.00
58-01-2140		2	-- Flange, Chrome, Wrn Lt, Whln, M6, Ea	30.00	60.00
58-03-7400		1	-- Wrn Lts, Whelen, Outboard Warn Lt Frnt, (2) M6 LEI	287.00	287.00
57-20-1210		1	-- Wrn Lt, Drvr, Whelen, M6, Red LED, Clear Lens, Ea	128.00	128.00

PART NO	S	QTY	DESCRIPTION	EACH	EXTENDED
57-20-1213		1	-- Wrn Lt, Offcr, Whelen, M6, Blue LED, Clear Lens, Ea	128.00	128.00
58-01-2140		2	-- Flange, Chrome, Wrn Lt, Whln, M6, Ea	30.00	60.00
58-09-2000		1	-- Wrn Lts, Whelen, Intrsct (2) M6 LED	287.00	287.00
57-20-1226	S <	1	-- Wrn Lt, Drvr, Whelen, M6, Split Red/Red LED, Clear Lens, Ea Split red/red	156.00	156.00
57-20-1227	<	1	-- Wrn Lt, Offcr, Whelen, M6, Split Red/Blue LED, Clear Lens, Ea Red forward blue rearward	156.00	156.00
58-01-2140		2	-- Flange, Chrome, Wrn Lt, Whln, M6, Ea	30.00	60.00
58-16-2100		1	-- Wrn Lts, Whelen, Lwr Mid Chassis (2) M6 LED	287.00	287.00
57-20-1226	S <	1	-- Wrn Lt, Drvr, Whelen, M6, Split Red/Red LED, Clear Lens, Ea Split red/red	156.00	156.00
57-20-1227	<	1	-- Wrn Lt, Offcr, Whelen, M6, Split Red/Blue LED, Clear Lens, Ea Red forward blue rearward	156.00	156.00
58-01-2140		2	-- Flange, Chrome, Wrn Lt, Whln, M6, Ea	30.00	60.00
58-26-2000		1	-- Wrn Lts, Whelen, Low Mid Bdy (2) M6 LED	287.00	287.00
57-20-1226	S <	1	-- Wrn Lt, Drvr, Whelen, M6, Split Red/Red LED, Clear Lens, Ea Split red/red	156.00	156.00
57-20-1227	<	1	-- Wrn Lt, Offcr, Whelen, M6, Split Red/Blue LED, Clear Lens, Ea Red forward blue rearward	156.00	156.00
58-01-2140		2	-- Flange, Chrome, Wrn Lt, Whln, M6, Ea	30.00	60.00
58-36-2600	S <	1	-- Sound Off nLineTracers In Rub Rail SoundOff nLine tracer style running lights shall be installed in the rub rail of the apparatus. The following lights shall be installed: One (1) pair of 48" nLine lights shall be installed below the L4 and R4 compartments. One (1) pair of 72" nLine lights shall be installed below the L1/L2 and R1/R2 compartments. The lights shall have a Red (driver side) Red/Blue (passenger side) light pattern to each light and shall be wired with the remaining apparatus lighting through the VMUX similar to Roseville Crossfire.	2113.00	2113.00
58-81-2000		1	-- Wrn Lts, Whelen, Low Rr (2) M6 LED	287.00	287.00
57-20-1226	S <	1	-- Wrn Lt, Drvr, Whelen, M6, Split Red/Red LED, Clear Lens, Ea Split red/red	156.00	156.00
57-20-1227	<	1	-- Wrn Lt, Offcr, Whelen, M6, Split Red/Blue LED, Clear Lens, Ea Red outboard blue inboard	156.00	156.00

PART NO	S	QTY	DESCRIPTION	EACH	EXTENDED
50-08-1000		1	Elecal, Base, Multi-Plex, Weldon V-MUX Bdy	6247.00	6247.00
55-11-1100		1	-- Dr Open/Hazard Wrn Lt, w/Chassis	0.00	0.00
55-13-1065		1	-- V-MUX Dr Open, Isolation, Body Main Cmpt Doors, On Vista Screen w/Accessories	1397.00	1397.00
50-12-1092		1	Swtch Panel, Multiplex, Chassis Supplied	0.00	0.00
50-15-3100		1	Battery Swtch, Mstr Disconnect , Chs Sppld	0.00	0.00
50-20-2100		1	Shore Power Transfer Swtch, 120V, 30Amp	882.00	882.00
50-41-6100		1	Air Horns (2) 24" Round Grover Stutter Tone	653.00	653.00
50-41-8140		1	Air Horn Location (2) Recess Mounted, Outboard, 1 Ea Side	0.00	0.00
50-43-1000		1	Air Horn Cntrls	0.00	0.00
50-43-2000		1	-- Air Horn Cntrl, Driver, Horn Ring, Air/Elec	254.00	254.00
50-43-2300	S <	1	-- Air Horn Cntrl, Center, Sgls Dash Swtch Center of dash so accessible to driver and officer in same location as Lake Elmo aerial	205.00	205.00
51-05-6290		1	Lt, Engine Cmpt, Chassis Supl'd	0.00	0.00
51-05-6400		2	Lt, Pump Cmpt, 12 Volt LED With Swtch	173.00	346.00
51-05-9000		2	-- Switch on Light Head	0.00	0.00
51-20-3100		1	-- Fldlt, Mntg Lctn, Front Edge Of Cab Roof	109.00	109.00
51-15-4186	<	1	-- Fldlt, Fire Research, Spectra SPA800-Q28, 28,000 Lmns, Contour Brow Mnt Black bezel	1873.00	1873.00
54-15-6002		1	-- Scene Lt Swtch , Front Scene Lts, Cab Switch Panel	96.00	96.00
52-01-1100		1	Back Up Alarm, w/Chassis	0.00	0.00
52-02-1110	S <	1	Back Up Camera, Install Chassis Supl'd, EXT Back up camera to be tied to both Vistas but will only come on automatically on the driver side. Officer will have to access through the menu on the officer side Vista.	172.00	172.00
52-08-1300	<	4	-- HandLt, Survivor LED, Orange, w/ 12V Chrgr (#90509) Located in cab in same location as Lake Elmo aerial	302.00	1208.00
52-08-2300		1	-- HandLt Install Lctn, Cab, Define	0.00	0.00
52-10-3201	S <	1	Intercom System, FireCom 5200D Wireless (Dual Radio) Intercom system to be set up to be wireless for driver and officer radio transmit and intercom. Rear crew positions (2) to be wired intercom only.	1979.00	1979.00
52-10-3290		4	-- Hanger Hook - Headset	39.00	156.00
52-10-3310		2	-- Headset, Wireless, Intercom w/Transmit, Firecom, UHW505	1182.00	2364.00
52-10-3320	S <	2	-- Headset, Wired Intercom, Intercom Only, Firecom, Two (2) headsets for rear crew positions to be wired headsets. Intercom only.	1156.00	2312.00
52-10-3350	S <	1	-- Base Station, Wireless Driver and Officer and Wired for Rear Crew Driver and Officer to be wireless and wired for the crew area	1714.00	1714.00
52-15-1700		1	Radio, Fire, Install Cstmer Supl'd	974.00	974.00
51-00-1700		1	-- 12V Power/Ground, 30A, Radio Lctn	321.00	321.00
51-00-4000		1	-- Switched Power, Thru Master	0.00	0.00

PART NO	S	QTY	DESCRIPTION	EACH	EXTENDED
52-15-1500		1	-- Radio Spkr, Fire, Install Cstmer Supl'd, Ea	318.00	318.00
52-15-1800	<	1	-- Radio, Fire, Remote Head, Install Cstmer Supl'd Located at pump panel	196.00	196.00
53-01-1200		1	Marker Lts, LED, DOT Requirements	195.00	195.00
53-02-1250		1	License Plate Brkt, Cast Prdts, LP0005-1-C w/ LED Lt	211.00	211.00
53-03-0065		1	Whelen Rr DOT LED Ltng Pkg M6	97.00	97.00
53-03-2750		1	-- Tail/Brake Lts, Whelen, LED, M6 (Pair)	273.00	273.00
53-04-2750		1	-- Turn Signals, Whelen, LED w/ Arrow, M6 (Pair)	243.00	243.00
53-06-3550		1	-- Backup Lts, Whelen, LED, M6 (Pair)	333.00	333.00
53-07-1210		1	-- Tail Lt Bezel, 4 Lts, Whln M6 (Pair), ABS Chrome	401.00	401.00
53-05-1800		1	Turn Signals, Mid Bdy, LED Marker Lt (Pair)	102.00	102.00
54-02-1100		1	-- Ground Lts, Cab, Supl'd w/Custom Chassis	0.00	0.00
54-03-1220		1	-- Ground Lts, Pump Panel, LED, Pr Whelen 3SC0CDCR	239.00	239.00
54-03-1420		1	-- Ground Lts, Mid Body, LED, Whelen 3SC0CDCR, Pair	239.00	239.00
54-03-1620		1	-- Ground Lts, Rr Step, LED, Whelen 3SC0CDCR, Pair	239.00	239.00
54-03-1820		1	-- Ground Lts, Bhnd Rr Wheels, LED, Whelen 3SC0CDCR, Pair	239.00	239.00
54-04-1999		1	-- Lt Swtch , Ground Lts w/ Park Brake	0.00	0.00
54-10-1450		2	Step Lt, Rr Tailboard, LED, Ea	58.00	116.00
54-11-1300	<	6	Wlkwy Lt, Roof, LED, Ea Three (3) each side of walkway	58.00	348.00
54-11-2100		1	Lt Swtch , Step/Wlkwy Lts Wired Park Brake Swtch	0.00	0.00
54-15-4610	S	6	Scene Lt, Fire Research, Spectra MAX, LED SPA260-Q20, Surface Mount	1432.00	8592.00
54-15-5100		1	-- Scene Lt Lctn, Left Side Of Cab	76.00	76.00
54-15-5200		1	-- Scene Lt Lctn, Right Side Of Cab	76.00	76.00
54-15-5500		2	-- Scene Lt Lctn, Left Side Of Bdy	0.00	0.00
54-15-5600		2	-- Scene Lt Lctn, Right Side Of Bdy	0.00	0.00
54-15-6494		1	-- 3-Way Cntrl Swtch, Left Scene Lts, Driver & Officer VISTA/Pmp Pnl	269.00	269.00
54-15-6594		1	-- 3-Way Cntrl Swtch, Right Scene Lts, Driver & Officer VISTA/Pmp Pnl	269.00	269.00
54-15-1290		2	-- Scene Lt, Whelen, M9LZC LED, w/Chr trim ring	579.00	1158.00
54-15-5700		2	-- Scene Lt Lctn, Rr Of Bdy	0.00	0.00
54-15-6694		1	-- 3-Way Cntrl Swtch, Rr Scene Lts, Driver & Officer VISTA/Pmp Pnl	269.00	269.00
54-15-6700		1	-- Scene Lt Swtch , Rr Scene Lts, Auto w/ Reverse	116.00	116.00
59-01-0000		1	Miscellaneous Wrn Lts	0.00	0.00
59-02-1110		1	-- Roto Ray Lt, Red-Clear-Blue, LED	2022.00	2022.00
		1	== EXT SA Pmpr/Tnkr Chassis Modifictns - 108.018 01/08/18 ==	0.00	0.00
10-01-1100		1	Vehicle Dimensions, Sngl Axle	0.00	0.00
10-02-1100		1	Label, Data, Fluid Levels	47.00	47.00
10-02-1200		1	Label, Data, Height x Length, Weight	47.00	47.00
10-02-1300		1	Label, Data, "No Ride" Rr Step	47.00	47.00
10-02-1400		1	Label, Data, Tire Pressure	47.00	47.00
10-02-2100		1	Label, Indicating Number of Seats	47.00	47.00
10-02-2500		1	Label, "Caution: Do Not Wear Helmet While Seated"	47.00	47.00
10-03-3102		1	Tow Devices, Supplied & Shipped Loose w/ Chassis, Install (Pair)	76.00	76.00
10-03-6020		1	Tow Plates (2), Rr Frame Rail, Under Step, 3/4"x3"ID	179.00	179.00

PART NO	S	QTY	DESCRIPTION	EACH	EXTENDED
80-43-2400		1	-- Painting, Tow Plates, Blk	0.00	0.00
10-04-0420		1	-- Front Bumpers, 4000, 2-Rib S/S 12"H, S/S Wings	0.00	0.00
10-05-4228		1	-- Frnt Bmpr, 4000, 2-Rib S/S 12"H, T/P Apron, S/S Wings, 28" Extnsn	2283.00	2283.00
10-04-2710		1	-- Bumper Cmpt, Center, Reel Cmpt	579.00	579.00
10-04-3160	S <	1	-- Bumper Cmpt Door, Alum T/P, Raised Style Lid slightly larger than reel so that it can also cover the right side of reel discharge swivel and also the left side of reel compressor air outlet.	209.00	209.00
10-04-3225		1	-- Bmpr Cmpt Lt, OSS Nt Axe 18" LED, Auto, w/Dr Opi Indctr, Ea	279.00	279.00
10-04-3460		2	-- Bumper Cmpt Door Gas Shock	96.00	192.00
10-06-1110		1	Whl Trim, S/S Hub/Lug Cvrs, Front/Rr, Sngl Axle	386.00	386.00
10-06-1602		1	Tire Pressure Indicator, Sngl Axle, Commanderm p/n RWTG1235	180.00	180.00
10-07-0100		1	-- Exhaust Supplied With Chassis	0.00	0.00
10-08-2100		1	Mud Flaps, Rr Whls, Blk, w/ Bdy	191.00	191.00
10-13-1199	S	1	-- Motors Supl'd Frame Work for Full Height/Width cmpt w/roll up doors	0.00	0.00
10-13-4200		1	-- Binder Storage Module, Cab, Custom Chassis, Rear Engine Tunnel, Three (3) 2"	360.00	360.00
10-13-3540		1	-- Exterior Finish, Cabinet, To Match Cab Interior	287.00	287.00
10-13-3550		1	-- Interior Finish, Cabinet, Natural	0.00	0.00
44-40-1500	S <	1	-- Ventilation System, Sabre-Vent, 120V Pwr'd, Rear Interi Cab Cmpt A powerful Sabre vent power compartment ventilation system shall be provided to circulate air through the entire rear cab wall gear compartment. The system shall consist of 120 volt AC powered fans to circulate and force fresh air into and out of the compartment with a 24 hour adjustable timer to control all of the ventilation fans. The compartment ventilation fans shall be connected to the shoreline power system and shall pull fresh air from the exterior of the compartment(s) and circulate air out of the compartment(s) as well.	2300.00	2300.00
10-18-6000		1	Cab Tilt Control, Cstm, Left Front Cmpt or Pump Panel	297.00	297.00
		1	== EXT Rear Mount Pumper Pump&Plumbing - 108.018 01/08/18 ==	0.00	0.00
20-24-2200		1	-- Pump, Waterous, CXK/C20, 1 Stage, Rr Mt	0.00	0.00
20-24-2120	S	1	-- Pump Flow Rtnng, Waterous, CXK/C20, 1250 GPM, RM	35798.00	35798.00
22-30-4302		1	-- Intk, Mstr, Gtd, 6" NST, 6" ELK Elec Vlv, Rr Ctr - Rr Mt, UBEC1 Cntrl	3720.00	3720.00
21-01-2500		1	-- Drain/Bleeder, IC Lift-Up, Mnl 1/4 Turn	118.00	118.00
22-40-7920		1	-- Adptr, Color Coded, 30 Deg, 6"F x 5" Storz	172.00	172.00
22-41-7220		1	-- Cap, 5" Storz, Color Coded, Lckng, w/Chain or Cable	85.00	85.00
20-26-2200		1	-- Pump Seal, Mech, Waterous	419.00	419.00
20-26-2400		1	-- Pump Impeller, Waterous, Flame Plated Hubs	415.00	415.00
20-26-2600		1	-- Pump Anode, Waterous, Removable	238.00	238.00
20-26-3050	<	1	-- Pump Manufacturer's Pneumatic Pump Shift Waterous air/air located on driver side of center Havis console	914.00	914.00
20-26-4400		1	-- Pump Primer, Waterous, VPO, Oil Less, Elec, Push Button	1565.00	1565.00

PART NO	S	QTY	DESCRIPTION	EACH	EXTENDED
27-10-3400		1	-- Pressure Gvrnr, FRC, In-Cntrl, w/Bdy, TGA300	2919.00	2919.00
		1	STAINLESS STEEL PUMP PLUMBING *	0.00	0.00
21-00-2000		1	-- Screens/Anodes, Pump	144.00	144.00
21-00-3300		1	-- Piping, Stnls Stl - 1250 GPM & Up	794.00	794.00
21-01-0200		1	-- Pump Drain, Master, Manifold, Push Pull Type	344.00	344.00
21-01-5500		1	-- Intk Manifold, Stnls Stl	728.00	728.00
21-01-6500		1	-- Dschg Manifold, Stnls Stl	728.00	728.00
21-01-7100		1	-- Painting, Pump & Piping, Silver	648.00	648.00
21-01-8100		1	-- Threads, National Hose (NST)	0.00	0.00
22-51-5400		1	-- Tank-To-Pump, Water Tank, 3" Vlv/4" Piping, Rr Mt	1411.00	1411.00
22-50-0100		1	-- Single Tank to Pump Control - Pump Operator's Panel	0.00	0.00
24-62-2320		1	-- Vlv Mfger, ELK, (3"), Electric	1248.00	1248.00
22-55-5800		1	-- Intk Vlv Cntrl, ELK, 3" Elec, UBEC1	721.00	721.00
23-02-1300		1	-- Tank Fill/Cooling Line, Water Tank, 2"	499.00	499.00
24-62-2220		1	-- Vlv Mfger, ELK, (2"), Electric	1062.00	1062.00
22-55-5600		1	-- Intk Vlv Cntrl, ELK, 2" Elec, UBEC1	721.00	721.00
20-30-3500		1	-- Pump Instln, Rr Mt Split-Shaft, By Bdy Bldr	4589.00	4589.00
20-31-1000		1	Fire Pump Testing - Pumpers/Tankers	0.00	0.00
20-31-1100		1	-- Pump Test, Pumper, UL	1208.00	1208.00
20-31-1500		1	-- Pump Test, Label	82.00	82.00
20-31-3200		1	Dump-Relief Vlv, Suction Side, ELK #40, NST	732.00	732.00
20-31-4110		1	Pump Cooler, Bypass-To-Tank, 3/8", IC Mini-Twist Handle	226.00	226.00
20-31-5110		1	Heat Exchanger, Engine, Hook-Up Only, IC Mini-Twist Handl	218.00	218.00
22-30-1100		1	Intk, Gtd, 2-1/2", Rr Left Side, Rr Mt	831.00	831.00
21-01-2502		1	-- Drain/Bleeder, IC Lift-Up, Mnl 1/4 Turn - Spec Only	118.00	118.00
22-41-1120		1	-- Plug, 2-1/2", Color Coded, Rocker Lug, w/Chain	54.00	54.00
24-62-2250		1	-- Vlv Mfger, ELK (2-1/2"), Manual, Swing Type, Adjacent Control	244.00	244.00
22-55-5020		1	-- Intk Vlv Cntrl, ELK, Mnl Swing Type-Adjacent	176.00	176.00
23-14-4200	<	1	-- Dschg, 2-1/2", Front RH Bumper, Swivel, NST No hosewell, just plumbed up next to the right of the hose reel under the raised lid reduced down to 1 1/2"	2905.00	2905.00
21-01-2200		1	-- Drain/Bleeder, Class 1, Automatic	116.00	116.00
23-05-9200		1	-- Hose Connection, Abv Frnt Bmpr, Swivel	0.00	0.00
24-01-2400		1	-- Adptr, Reducing, 2-1/2" NST F x 1-1/2" NST M, Chrome	72.00	72.00
24-61-2270		1	-- Vlv Mfger, ELK, (2-1/2"), Electric	1067.00	1067.00
24-54-3120		1	-- Vlv Cntrl, ELK, 2-1/2" Elec UBEC2 Pres Mtr	1218.00	1218.00
27-03-9100		1	-- Meter, Pressure, English, PSI	0.00	0.00
23-16-1100	S <	1	-- Speedlay Dschg, (1) 1-1/2", Front of Bdy, NST In addition to the one (1) plumbed speedlay there will be a 2 1/2" deadlay hose tray cartridge located ahead of the 1 3/4" speedlay. This hose cartridge is to have capacity for 300' of 2 1/2" hose. There will be no plumbing for this 2 1/2" hose tray.	2370.00	2370.00
21-01-2202		1	-- Drain/Bleeder, Class 1, Automatic - Spec Only	116.00	116.00
23-16-8100	<	3	-- Speedlay, 1-3/4", Removable Hose Tray, Alum Single stack hose tray for 150' of 1 3/4" hose with 1 spare tray for it.	325.00	975.00
			The third cartridge is for the specified 2 1/2" deadlay. No		

PART NO	S	QTY	DESCRIPTION	EACH	EXTENDED
			spare tray is desired for this deadlay so a total of three trays.		
24-61-2220		1	-- Vlv Mfger, ELK, (2"), Electric	1024.00	1024.00
24-54-3020		1	-- Vlv Cntrl, ELK, 2" Elec UBEC2 Pres Mtr	1218.00	1218.00
27-03-9100		1	-- Meter, Pressure, English, PSI	0.00	0.00
23-16-2100	S <	1	-- Speedlay Deadlay for 2-1/2" Hose, Ahead of 1 1/2"	882.00	882.00
			Speedlay		
			This is to be a deadlay ahead of the 1 1/2" speedlay with no plumbing		
23-20-2100		1	Dschg, 2-1/2", Rr Center Pump Panel, Left Side, NST	916.00	916.00
21-01-2500		1	-- Drain/Bleeder, IC Lift-Up, Mnl 1/4 Turn	118.00	118.00
24-02-1212		1	-- Elbow, 2-1/2"F x 2-1/2" NST M, Color Coded	136.00	136.00
24-03-1420		1	-- Cap, 2-1/2", NST Color Coded, Rocker Lug, w/Chain	51.00	51.00
24-61-2270		1	-- Vlv Mfger, ELK, (2-1/2"), Electric	1067.00	1067.00
24-54-3120		1	-- Vlv Cntrl, ELK, 2-1/2" Elec UBEC2 Pres Mtr	1218.00	1218.00
27-03-9100		1	-- Meter, Pressure, English, PSI	0.00	0.00
23-20-3200	S <	1	Dschg, 3", Rr Center Pump Panel, Center, NST Center	1116.00	1116.00
21-01-2500		1	-- Drain/Bleeder, IC Lift-Up, Mnl 1/4 Turn	118.00	118.00
24-02-2520		1	-- Elbow, Color Coded, 5" Storz x 3"F	159.00	159.00
24-03-2220		1	-- Cap, Color Coded, 5" Storz, w/Cable	85.00	85.00
24-61-2320		1	-- Vlv Mfger, ELK, (3"), Electric	1209.00	1209.00
24-54-3220		1	-- Vlv Cntrl, ELK, 3" Elec UBEC2 Pres Mtr	1218.00	1218.00
27-03-9100		1	-- Meter, Pressure, English, PSI	0.00	0.00
23-20-2300		1	Dschg, 2-1/2", Rr Center Pump Panel, Right Side, NST	916.00	916.00
21-01-2500		1	-- Drain/Bleeder, IC Lift-Up, Mnl 1/4 Turn	118.00	118.00
24-02-1212		1	-- Elbow, 2-1/2"F x 2-1/2" NST M, Color Coded	136.00	136.00
24-03-1420		1	-- Cap, 2-1/2", NST Color Coded, Rocker Lug, w/Chain	51.00	51.00
24-61-2270		1	-- Vlv Mfger, ELK, (2-1/2"), Electric	1067.00	1067.00
24-54-3120		1	-- Vlv Cntrl, ELK, 2-1/2" Elec UBEC2 Pres Mtr	1218.00	1218.00
27-03-9100		1	-- Meter, Pressure, English, PSI	0.00	0.00
24-30-5800	<	1	-- Hose Reel, HAN, Frnt Bmpr, Alum	2437.00	2437.00
			Reel cover is specified in bumper modification section		
24-31-2100		1	-- Hose Reel, Rwnd Cntrl, Weatherproof Push Button	109.00	109.00
24-32-1600		1	-- Dschg, Hose Reel, 2"	638.00	638.00
21-01-2500		1	-- Drain/Bleeder, IC Lift-Up, Mnl 1/4 Turn	118.00	118.00
24-32-1700		1	-- Dschg, Hose Reel, Plmbd to Normal Pressure	0.00	0.00
24-61-2220		1	-- Vlv Mfger, ELK, (2"), Electric	1024.00	1024.00
24-54-3020		1	-- Vlv Cntrl, ELK, 2" Elec UBEC2 Pres Mtr	1218.00	1218.00
27-03-9100		1	-- Meter, Pressure, English, PSI	0.00	0.00
24-33-1500	S <	2	-- Hose, Water, Neidner Reel-Tex, 1 1/2" x 50-ft 100' of Neidner Reel-Tex 1 1/2" hose in 50' lengths	532.00	1064.00
24-33-8000		1	-- Nzl, Mtg, Hose Reel	84.00	84.00
24-33-9080		1	-- Roller, Hose Reel, Front	267.00	267.00
27-37-3150		1	-- Air Blow Out, Hose Reel, Chassis Air, Mnl 1/4 Turn Vlv	416.00	416.00
25-06-3100		1	-- Foam Sys, F/PRO 2001, Cls A/B, 2.6G, 12V S105-200	9772.00	9772.00
25-20-1200		1	-- Foam Plmbg, Sngl Class A Tank, 1" Mnl Vlv	149.00	149.00
25-21-1500		1	-- Foam Tank, Intgrl Poly, 30 Gal, Class A	702.00	702.00
25-22-9300		1	-- Foam Tank, UPF	0.00	0.00
25-23-1000		1	-- Foam Tank Drain, 1" Gate Vlv, Under Tank	225.00	225.00
27-36-1100		1	-- Foam Tank Gauge, FRC TankVision Pro 300, Clas	684.00	684.00
			A, Pump Panel #WLA360-A00		
25-19-9000		1	-- Foam System, NFPA #1901, Install Standards	0.00	0.00

PART NO	S	QTY	DESCRIPTION	EACH	EXTENDED
		1	== EXT Rear Mount Pumper Pump Cmpt - 108.018	0.00	0.00
			01/08/18 ==		
26-40-1500	S <	1	Pump Enclsr, Specs, Rr Mt, EXT The rear pump / panel is to be located set back behind the rear of body roll up door.	10579.00	10579.00
26-40-2200		1	-- Pump Panel Lctn, Rr Mt, LH Side Bhnd Rr Whls	1649.00	1649.00
26-40-4300		1	-- Pump Cntrl Panel Enc Door, Rr Mt, Left Side, Roll Up	0.00	0.00
26-40-3900		1	Pump Cntrl Panel, Rr Mt, LogicColor	1106.00	1106.00
26-40-5100		1	Pump Access Dr, Rr Mt, Upper Rr, Stnls Stl	923.00	923.00
26-40-5500	S <	1	Lower Pump Access Panel, Rr Mt, Thumb Latches The lower portion of the rear center pump panel shall be removable with thumb latches when the elbows, adaptors and caps etc. are removed.	354.00	354.00
26-50-1200	<	1	Heater, Pump Enc, 30,000BTU, w/Swtch on Pmp Oprtr's Pnl Seal up pump area underneath as best possible for heat retention.	529.00	529.00
26-50-3300		1	Heat Pan, Pump Enc, Rr Mnt, Removable	1149.00	1149.00
26-55-1100		1	Labels, Test Data and Safety Placards	82.00	82.00
26-55-2410		1	Labels, IC Color Coded, EXT	400.00	400.00
26-56-1430		1	Pump Panel Lts (2), Rr Mt, (2) Grote #01-61F8-70 Low Profile LED	133.00	133.00
26-56-2000		1	Pump Panel Lt (1), Actuated w/Pump Engagement	109.00	109.00
27-01-2500		1	-- Mstr Gauges, IC, 6" PSI, Pr	718.00	718.00
27-01-4100		1	Gauge, Test Taps	65.00	65.00
27-35-1100		1	Water Tank Gauge, FRC, TankVision Pro 300, Pump Panel WLA300-A00	547.00	547.00
27-37-1100		1	Air Horn, Push Button, Pump Panel	192.00	192.00
		1	== EXT HLF / HRFD SA Rear Mount Pmpr - 108.018	0.00	0.00
			01/08/18 ==		
25-28-1160	S	1	Water Tank, 750 Gal, Pmpr/Tnkr , Poly, Rect	10911.00	10911.00
25-42-1100		1	-- Water Tank, Base Specs, Poly	0.00	0.00
25-42-1200		1	-- Water Tank, Manufacturer, UPF, Poly	0.00	0.00
25-44-1700		1	-- Water Tank, Fill Tower, 10" x 10", EXT	0.00	0.00
25-50-1400		1	-- Water Tank Clean-out & Plug, 3"	0.00	0.00
29-00-2120	S	1	Hosebed, Pmpr, >168" L, HD, 39" Wide - EXT	1286.00	1286.00
29-10-2050		1	Hosebed, Grating, Extrd Alum, >168" Long - EXT	0.00	0.00
29-10-5020		1	Hosebed Storage Cpcty, EXT	0.00	0.00
29-10-5090		1	-- Hosebed, Strge Cpcty, 30 Cubic Feet, Minimum	0.00	0.00
29-10-6000		5	-- Hosebed, Strge Cpcty 5" LDH SJ Rubber (100-ft)	0.00	0.00
29-10-8550	S	1	Hosebed, Partition, Front of Hosebed, Less than 48" - EXT	274.00	274.00
29-20-6450	S <	1	Hosebed Cvr, Alum T/P, >168" L, 37-48" Wide - EXT The hosebed cover will be a single hinged cover hinged on the driver side with breaks as necessary for reinforcement and also reinforcements under the cover as it will serve as both a walk way and hosebed cover. Heavy gas assist shocks will be provided to make it easy for one person to lift the walkway/cover from the rear of the truck via the handrail mounted on the rear of it.	3616.00	3616.00

PART NO	S	QTY	DESCRIPTION	EACH	EXTENDED
29-20-6650		1	-- Mnl Operation, Hosebed Cvr, Alum T/P	0.00	0.00
29-20-7325		2	-- Hsbd Cvr Lt, OSS Access, 36" LED Tube Lt, Ea	160.00	320.00
29-20-7800	S <	1	-- Rr Heavy Duty D&S Vinyl Flaps with Chevron for Alum Cvr D&S brand vinyl flap with red/green amber weighted at the bottom and also provided with easy access retention stretch cords and hooks.	274.00	274.00
29-20-5604		1	-- Vinyl Color, CUSTOM COLOR	0.00	0.00
30-01-2020	S	1	Bdy Const - Rosenbauer EXT - SA RrMt Pumper	27943.00	27943.00
30-01-2250		1	-- Electrolysis Corrosion Cntrl	102.00	102.00
30-01-3460		1	-- Side Body Height, EXT-SA RrMt Pmpr, 106" (Commander 24" RR)	6372.00	6372.00
30-02-1920		1	-- Side Body Header, Alum, Pntd, Sngl Axle, EXT	1129.00	1129.00
44-05-1200		1	-- Whl Well Panel, Alum, Pntd, Sngl Axle	870.00	870.00
44-06-4320		1	-- Fenderette, Polished Stainless Steel, EXT	476.00	476.00
30-10-1520		1	-- Sub-Frame, EXT, SA RrMt Pmpr	3153.00	3153.00
31-01-6072	S	1	100" OAW, 24" Full Dpth Bth Sides, Trnsvrs Frnt, HL/HR	1399.00	1399.00
31-01-6434	S	1	Pntd Roll Up Drs, Outside Cmpt, HL/HR, 242" RrMt Bdy	3647.00	3647.00
30-02-1600		1	-- Drs, Roll-Up, Outside Cmpt, Specs, EXT	0.00	0.00
30-02-1260		7	-- Dr Strap, EZ-Pull Down, Ea	49.00	343.00
31-01-6400	S	1	-- Bdy, Rosenbauer EXT, RrMt Pmpr , 228"	16393.00	16393.00
32-05-4200	S	1	-- Cmpt Height, 106" High Left, High Side, RrMt Pmpr	4996.00	4996.00
32-05-6984	S	1	-- Ahd Rr Whls, 48"/54" Two (2) Full Ht Cmpts, Pntd RUO Cmpt	524.00	524.00
32-05-5262	S <	1	-- Frnt of Bdy-48" Full Ht Cmpt-Pntd Roll Up Outside Cmpt Horizontal transverse Stokes, backboards and Little Giant ladder mounts are in the upper rearward portion of this L1 compartment and R1 compartment and specified later herein.	1889.00	1889.00
44-40-1020		2	-- Vents, Cmpts, Louvers (Ea)	37.00	74.00
45-15-1200	S <	1	-- Divider, Vert, Bolt-In, 3/16" Alum Vertical divider to be full width of chassis frame rails and set back 21" from forward wall just ahead of speedlays to be provided proper retention for department supplied ice sled.	392.00	392.00
45-30-1700		1	-- Turtle Tile, Floor, Cmpt, Frnt of Bdy (1/4 depth)	104.00	104.00
55-01-3390		1	-- Cmpt Lt, Wall, OSS Access, 54" LED Tube Lt, (2) Ea Cmpt	382.00	382.00
55-06-1100		1	-- Cmpt Lt, Dr Swtch, Auto, Ea	102.00	102.00
32-05-6262	S <	1	-- Ahd Rr Whls-54" Full Ht Cmpt-Pntd Roll Up Outside Cmpt 54"	2069.00	2069.00
44-40-1020		2	-- Vents, Cmpts, Louvers (Ea)	37.00	74.00
45-02-4100	<	2	-- Shelf, Adjust, Alum 3/16", EXT Ahead of vertical divider	200.00	400.00
45-30-1125		2	-- Turtle Tile, Shelves/Trays, 1/4 Depth, (each)	104.00	208.00
45-06-2100	S <	1	-- Slide Tray, 500#, Alum 3/16" (1/4 Dpth), EXT Slidemaster tray as wide as possible on floor ahead of vertical divider. Tray will have lip broken down on the front of it as department will be mounting their own supplied tool box on this slide out.	685.00	685.00

PART NO	S	QTY	DESCRIPTION	EACH	EXTENDED
80-76-0110		1	-- Reflective Stripe, Red/White, Trays/Toolboards, Ea	45.00	45.00
45-15-1200	<	1	-- Divider, Vert, Bolt-In, 3/16" Alum Set back 35" from forward wall	227.00	227.00
45-19-3400	<	1	-- GearGrid, Roll Out, Tool Grid in rearward portion of compartment	1643.00	1643.00
45-26-5200	S <	3	-- Strge Box, Poly Plastic, 11"W x 8"D x 22"L (3) 11"W x 8"D x 22"L to fit on upper shelf	254.00	762.00
45-26-5700	S <	1	-- Strge Box, Poly Plastic, 33"W x 10"D x 22"L 33"W x 10"D x 22"L Sized to fit on lower shelf	303.00	303.00
55-01-3390		1	-- Cmpt Lt, Wall, OSS Access, 54" LED Tube Lt, (2) Ea Cmpt	382.00	382.00
55-06-1100		1	-- Cmpt Lt, Dr Swtch, Auto, Ea	102.00	102.00
32-05-7053		1	-- Abv Rr Whls-60" Sngl Cmpt, No Hyd Rack-Pntd RU Outside Cmpt	1565.00	1565.00
44-40-1020		2	-- Vents, Compts, Louvers (Ea)	37.00	74.00
45-02-4100		1	-- Shelf, Adjust, Alum 3/16", EXT	200.00	200.00
45-30-1125		1	-- Turtle Tile, Shelves/Trays, 1/4 Depth, (each)	104.00	104.00
45-15-1200		1	-- Divider, Vert, Bolt-In, 3/16" Alum	227.00	227.00
45-30-1900		1	-- Turtle Tile, Floor, Cmpt, Uppr Hgh Sde (up to 1/4 depth)	116.00	116.00
55-01-3370		1	-- Cmpt Lt, Wall, OSS Access, 30" LED Tube Lt, (2) Ea Cmpt	235.00	235.00
55-06-1100		1	-- Cmpt Lt, Dr Swtch, Auto, Ea	102.00	102.00
32-05-8162	S <	1	-- Bhd Rr Whls-60" Full Ht Cmpt-Pntd Roll Up Outside 60"	2011.00	2011.00
44-40-1020		2	-- Vents, Compts, Louvers (Ea)	37.00	74.00
45-26-7000	<	1	-- === C-Tech Storage Modules === The selected width of the module must be at least 1" less than the width available within the compartment. The sum of the drawer heights must be at least 2-1/2" less than the height available within the compartment. Specify drawer heights in order from top to bottom. Do Not change the quantity of drawer height options.	0.00	0.00
45-26-7320	S	1	-- Mobile Storage System, C-Tech, 2-Drwr, 18"-26"D x 50"W	2253.00	2253.00
45-26-7844	S	1	-- Module Width, 50"	0.00	0.00
45-26-7970		2	-- Drawer Ht, 10"	0.00	0.00
55-01-3390		1	-- Cmpt Lt, Wall, OSS Access, 54" LED Tube Lt, (2) Ea Cmpt	382.00	382.00
55-06-1100		1	-- Cmpt Lt, Dr Swtch, Auto, Ea	102.00	102.00
32-06-4200	S	1	-- Cmpt Height, 106" High Right, High Side, RrMt Pmpr	4996.00	4996.00
32-06-6984	S	1	-- Ahd Rr Whls, 48"/54", Two (2) Full Ht Cmpts, Pntd RUO Cmpt	524.00	524.00
32-06-5262	S <	1	-- Frnt of Bdy-48" Full Ht Cmpt-Pntd Roll Up Outside Cmpt 48"	1889.00	1889.00

PART NO	S	QTY	DESCRIPTION	EACH	EXTENDED
44-40-1020		2	-- Vents, Compts, Louvers (Ea)	37.00	74.00
45-05-4100	S <	1	-- Slide Out Floor Dry Hopper	974.00	974.00
			Slide out floor dry hopper provided on floor in forward portion of compartment to fit just under forward transverse area and partially under forward speedlay. Hopper to be 24" wide and full depth. Designed identical to Oakdale Commander engine floor dry hopper.		
80-76-0110		1	-- Reflective Stripe, Red/White, Trays/Toolboards, Ea	45.00	45.00
45-25-1500	<	1	-- Backboard Mtg, (2)Horz, With Runners Transverse with retention straps each side.	592.00	592.00
45-25-5200	<	1	-- Stokes Basket Mtg, Horz Transverse with retention straps each side.	592.00	592.00
45-25-5500	S <	1	-- Little Giant Ladder Mtg, Horz Transverse with retention straps each side for Little Giant ladder.	592.00	592.00
45-30-1700		1	-- Turtle Tile, Floor, Cmpt, Frnt of Bdy (1/4 depth)	104.00	104.00
55-01-3390		1	-- Cmpt Lt, Wall, OSS Access, 54" LED Tube Lt, (2) Ea Cmpt	382.00	382.00
55-06-1100		1	-- Cmpt Lt, Dr Swtch, Auto, Ea	102.00	102.00
32-06-6262	S <	1	-- Ahd Rr Whls-54" Full Ht Cmpt-Pntd Roll Up Outside Cmpt 54"	2069.00	2069.00
44-40-1020		2	-- Vents, Compts, Louvers (Ea)	37.00	74.00
45-02-4100		2	-- Shelf, Adjust, Alum 3/16", EXT	200.00	400.00
45-30-1125		2	-- Turtle Tile, Shelves/Trays, 1/4 Depth, (each)	104.00	208.00
45-15-1200	<	1	-- Divider, Vert, Bolt-In, 3/16" Alum Set 20" ahead of rearward wall	227.00	227.00
45-19-3400		1	-- GearGrid, Roll Out, Tool Grid	1643.00	1643.00
45-30-1800		1	-- Turtle Tile, Floor, Cmpt, Ahd Rr Whls (1/4 depth)	104.00	104.00
55-01-3390		1	-- Cmpt Lt, Wall, OSS Access, 54" LED Tube Lt, (2) Ea Cmpt	382.00	382.00
55-06-1100		1	-- Cmpt Lt, Dr Swtch, Auto, Ea	102.00	102.00
32-06-7053		1	-- Abv Rr Whls-60" Sngl Cmpt w/o Hyd Rack-Pntd RU Outside Cmpt	1698.00	1698.00
44-40-1020		2	-- Vents, Compts, Louvers (Ea)	37.00	74.00
45-02-4100		1	-- Shelf, Adjust, Alum 3/16", EXT	200.00	200.00
45-30-1125		1	-- Turtle Tile, Shelves/Trays, 1/4 Depth, (each)	104.00	104.00
45-26-3100	<	6	-- Air Bag Strge Module, Alum, (1) Bag Vertical in forward portion of compartment	122.00	732.00
45-30-1900		1	-- Turtle Tile, Floor, Cmpt, Uppr Hgh Sde (up to 1/4 depth)	116.00	116.00
55-01-3370		1	-- Cmpt Lt, Wall, OSS Access, 30" LED Tube Lt, (2) Ea Cmpt	235.00	235.00
55-06-1100		1	-- Cmpt Lt, Dr Swtch, Auto, Ea	102.00	102.00
32-06-8162	S <	1	-- Bhd Rr Whls-60" Full Ht Cmpt-Pntd Roll Up Outside 60"	2011.00	2011.00
44-40-1020		2	-- Vents, Compts, Louvers (Ea)	37.00	74.00
45-02-4100		2	-- Shelf, Adjust, Alum 3/16", EXT	200.00	400.00

PART NO	S	QTY	DESCRIPTION	EACH	EXTENDED
45-30-1125		2	-- Turtle Tile, Shelves/Trays, 1/4 Depth, (each)	104.00	208.00
45-06-2100		1	-- Slide Tray, 500#, Alum 3/16" (1/4 Dpth), EXT	685.00	685.00
45-30-1125		1	-- Turtle Tile, Shelves/Trays, 1/4 Depth, (each)	104.00	104.00
80-76-0110		1	-- Reflective Stripe, Red/White, Trays/Toolboards, Ea	45.00	45.00
55-01-3390		1	-- Cmpt Lt, Wall, OSS Access, 54" LED Tube Lt, (2) Ea Cmpt	382.00	382.00
55-06-1100		1	-- Cmpt Lt, Dr Swtch, Auto, Ea	102.00	102.00
33-60-2120		1	Rr Bdy, Flat Back, RrMt Pumper, EXT	0.00	0.00
32-08-5200	S <	1	-- Rr Center Pump Cmpt - Full Height Roll Up Plumbing for rear mount pump located behind roll up door. The rear center of body recessed pump discharge / inlet panel shall be located behind a satin finish roll up door that will be covered by reflective chevron as specified later herein.	2770.00	2770.00
55-01-3290		1	-- Cmpt Lt, Wall, OSS Night Axe, 54" LED Tube Lt, (2) Ea Cmpt	553.00	553.00
55-06-1100		1	-- Cmpt Lt, Dr Swtch, Auto, Ea	102.00	102.00
		1	COMPARTMENT STORAGE PROVISIONS	0.00	0.00
33-61-1320		1	-- Rr Step, EXT Bdy, Bolt-On, 12"	966.00	966.00
38-90-2014		1	-- Access Ladder, Rosenbauer EZ Climb, Right Rr, 14" Wide	1124.00	1124.00
33-70-1433		1	-- Handrail, Alum, Lighted, White LED, EZ-Climb Ladder 60", Pair	495.00	495.00
54-10-1312		2	-- Step Lt, Access Ladder, OSS Access, 8" LED , Plshd Bzl, Ea	111.00	222.00
44-11-5150		1	Whl Well Cmpt, Ahd of Whls Left Side, EXT	0.00	0.00
44-10-2600		1	-- Whl Well Cmpt, Triple SCBA Tube, Brshd S/S Dr	749.00	749.00
44-11-5350		1	Whl Well Cmpt, Bhnd Whls Left Side, EXT	0.00	0.00
44-07-1700		1	-- Fuel Fill Door Assy, BSST, Poly Pckt, LH Whl Wll Pnl, (Fire Shopp)	370.00	370.00
44-10-2200		1	-- Whl Well Cmpt, Dual SCBA Tube, Brshd S/S Dr	489.00	489.00
44-11-5550		1	Whl Well Cmpt, Ahd of Whls Right Side, EXT	0.00	0.00
44-10-2600		1	-- Whl Well Cmpt, Triple SCBA Tube, Brshd S/S Dr	749.00	749.00
44-11-5750		1	Whl Well Cmpt, Bhnd Whls Right Side, EXT	0.00	0.00
44-10-2600		1	-- Whl Well Cmpt, Triple SCBA Tube, Brshd S/S Dr	749.00	749.00
44-17-5200	S <	1	-- Roof Cmpt, Left Side, Two, 25"W x 25"D x <96"L, EXT One compartment with two lids	5187.00	5187.00
44-25-2530		1	-- Divider, (3) Roof Compts, Side to Side, 24", EXT	441.00	441.00
45-30-2400		2	-- Turtle Tile, Floor, Roof Compts, <90"L	153.00	306.00
55-04-3345		2	-- Cmpt Lt, Dr, OSS Access, 62" LED Tube Lt, Ea	210.00	420.00
55-06-1100		2	-- Cmpt Lt, Dr Swtch, Auto, Ea	102.00	204.00
44-19-5200	S <	1	-- Roof Cmpt, Right Side, Two, 25"W x 25"D x <96"L, EXT W / Rr Step Landing Area One compartment with two lids Stop short at rear to create landing area for EZ Climb ladder which will transition directly onto walkway.	5187.00	5187.00
44-25-2530		1	-- Divider, (3) Roof Compts, Side to Side, 24", EXT	441.00	441.00
45-30-2400		2	-- Turtle Tile, Floor, Roof Compts, <90"L	153.00	306.00
55-04-3345		2	-- Cmpt Lt, Dr, OSS Access, 62" LED Tube Lt, Ea	210.00	420.00
55-06-1100		2	-- Cmpt Lt, Dr Swtch, Auto, Ea	102.00	204.00
44-30-2202		1	-- Roof Access, Landing Area, Left Rear, 24"W x 20"L x 15"D	559.00	559.00

PART NO	S	QTY	DESCRIPTION	EACH	EXTENDED
54-11-1500		1	-- Wlkwy Lt, Access Landing, Rcscd, LED, One (1)	78.00	78.00
54-11-2102		1	-- Lt Swtch, On w/ Park Brake or Grnd Lts	0.00	0.00
90-10-1300	<	1	Ladder, Velocity (Little Giant), 9-15' Alum, Model 15417-001 Mounted in the L1/R1 transverse compartment as per drawing. See QW option 45-25-5500 for mounting provisions	524.00	524.00
		1	== EXT Pmpr/Tnkr Common Body Parts - 108.018 01/08/18 ==	0.00	0.00
44-01-1400		1	-- Bdy Trim, Frnt Bdy, Ht of Side Cmpts, Alum T/P	185.00	185.00
44-01-4020		1	-- Bdy Trim, Rr Bdy, Smooth Alum for Chevron Stripe, EX	452.00	452.00
44-07-4200		1	-- Fuel Tank, Removable Access Panel	102.00	102.00
33-62-4200		1	-- Step, Fldg, Rear, Right Hand, Integral LED Lts	162.00	162.00
33-70-1301	S <	1	-- Handrail, Alum, Lighted, White LED, Rr Step, Vert, 48", One Left Only one on left rear	325.00	325.00
33-70-2101	S <	1	-- Handrail, Alum, Lighted, White LED, On Hosebed Cover Horz, 36" Mounted on the hosebed cover/false floor	266.00	266.00
33-70-3101		1	-- Handrail, Alum, Lighted, White LED, Top of Bdy Sides, Rr, 12", Pair	367.00	367.00
44-02-1120		1	-- Rub Rails, Lwr Bdy, EXT, Extrd Alum	442.00	442.00
		1	== EXT Pmpr/Tnkr - AC Electrical System - 108.018 01/08/18 ==	0.00	0.00
60-15-1100		1	-- Gnrtr, Onan Hyd, 6KW, 120/240V, 60 Hz, 1 PH, CMHG	10559.00	10559.00
60-20-3600		1	-- Gnrtr Install, Fxd, Hyd Driven, Base Specs	0.00	0.00
60-20-4100		1	-- Circuit Breaker Box, 6 to 8KW, 1 PH	902.00	902.00
60-20-5100		1	-- Gnrtr Breaker Lctn, Side Cmpt	0.00	0.00
60-20-7100		1	-- Gnrtr Instrmnt Panel Lctn, Side Cmpt	0.00	0.00
60-15-9300	S <	2	-- Gnrtr, Hyd, Engage By PTO Swtch in Cab and Pump Panel Single generator PTO and Excite switch in cab and at pump panel 3 way option	192.00	384.00
60-20-1300		1	-- Gnrtr Mtg, Top of Bdy	225.00	225.00
60-20-8300		1	-- Gnrtr Wiring, Combo, SO & THHN	133.00	133.00
60-25-1400	S <	1	-- Rcptcl, 120V, 20 Amp, Strght Bld, Duplex In left front upper body compartment for plugging in specified compressor. Outlet to have a switch at the pump panel that will excite power to the outlet to turn on the compressor when generator is engaged.	226.00	226.00
60-30-3300		1	-- Rcptcl Lctn, Roof, Upper Bdy, Cmpt, Ea	136.00	136.00
60-25-9610	<	3	Shore Power Strip, 120V, 15 Amp, 4-Plug Strip Rcptcl, MN One located on rearward wall of R4 for extrication battery charging etc. Two others to be located at pre construction conference.	267.00	801.00
61-01-1550		1	Cable Reels, Provd'd by Bdy Bldr	0.00	0.00
61-01-3100		1	-- Cable Reel, Hannay ECR1600, Elec Rwnd, 120V 50A 3 Wire	1145.00	1145.00
61-02-1750		1	-- Cable Reel Lctn, Left Side, Over Whl Cmpt, Upper	310.00	310.00
61-03-3400		1	-- Cable, Elec, 120V, 200' 10/3 Blk	327.00	327.00
61-04-7200		1	-- Cable Rcptcl, 120V L5-20R, 3-Prong, Twst Lck	100.00	100.00

PART NO	S	QTY	DESCRIPTION	EACH	EXTENDED
61-04-9100		1	-- Ball Stop, Cable, Orange	51.00	51.00
61-05-1120		1	-- Jct Box, AKR, (4)120V 5-20R SB, L5-20P Pgtl, Gray	454.00	454.00
61-05-4000		1	-- Jct Box, Holder, Brushed Alum	122.00	122.00
61-04-8200		1	-- Roller Assy, Cable Reel, 4-Way, SS Rollers	122.00	122.00
64-20-1300		1	Lt Tower Mtg, Hrzntl, Top of Apparatus Bdy	325.00	325.00
64-12-1106		1	-- Lt Tower, Knight, KL415A-FX, FRC Spectra Max, (6)-335W 120V	25942.00	25942.00
64-13-6010		1	-- Controls, Mtg, Light Tower, Left Front Compt	0.00	0.00
64-13-9100		1	-- BackLt, CL, and KL Series	1588.00	1588.00
		1	== EXT Pmpr/Tnkr - Equipment Systems - 108.018 01/08/18 ==	0.00	0.00
77-07-1100	S <	1	110V Air Compressor Truck Mount W/ 2 Outlets Furnish and install an Ingersoll Rand SS3J2WB 115V 30 gallon capacity air compressor plumbed to two (2) remote locations air outlets. Compressor to be mounted in the forward portion of the drivers side front upper body compartment with positive hold down mounts to allow for removal of unit if necessary. The compressor will be plumbed to a front bumper quick connect air outlet located to the left of the specified hose reel under the reel cover and on the lower left rear on the rear center pump panel next to the discharge drains both outlets properly labeled. An outlet specified herein will be located near the compressor and will have a switch to power the outlet at the pump panel.	2248.00	2248.00
10-19-6000	S <	2	-- Air Outlet, Mnl, Cab Exterior, Front Bumper & Rear Pum Compt The compressor will be plumbed to a front bumper quick connect air outlet located to the left of the specified hose reel under the reel cover and on the lower left rear on the rear center pump panel next to the discharge drains both outlets properly labeled	238.00	476.00
77-10-7600		1	Winch, Warn, Elec, Prtbl, 9,500#, 9.5cti Multi-mount P/N 85760	2015.00	2015.00
77-10-8300	<	1	Rcv'r, Frnt, Winch/Rope, 9,000# Offset to passenger side of hose reel tub.	734.00	734.00
77-10-7710		1	-- Winch Power Rcptcl, Warn, 12V, Quick Disconnect, Ea	253.00	253.00
77-10-8600		1	Rcv'r, Rr, Winch/Rope/Trailer, 9,000#	729.00	729.00
77-10-7710		1	-- Winch Power Rcptcl, Warn, 12V, Quick Disconnect, Ea	253.00	253.00
77-11-0800		1	-- Trailer Hitch Pwr Plug, 12V, 7 Pin	360.00	360.00
77-10-9200		1	Rcv'rs, Bdy Side, Winch/Rope, 9,000# w/Rcv'r, (1) Ea Side	1224.00	1224.00
77-10-7710		2	-- Winch Power Rcptcl, Warn, 12V, Quick Disconnect, Ea	253.00	506.00
77-26-9100		3	Hyd Tool Mounting, Basic, Ea	305.00	915.00
		1	== EXT SA Pmpr/Tnkr - Pnt/Ltr/Str - 108.018 01/08/18 ==	0.00	0.00
80-05-5200		1	Bdy Paint, Pmpr/Tnkr, Sngl Color, EXT	0.00	0.00
80-32-1350		1	Compt Finish, DA Sanded, Up to 10 Cmpts, EXT	692.00	692.00
80-40-1250		1	Whl Finish, By Chassis Manufacturer	0.00	0.00
80-42-1500		1	Bdy Paint, Touch Up, 2 oz. Bttl, One Color	0.00	0.00
80-50-1700	S <	1	\$4,000.00 Advanced Graphics Graphics Allowance An allowance of \$4,000.00 is included in the price of the truck	4000.00	4000.00

PART NO	S	QTY	DESCRIPTION	EACH	EXTENDED
			for striping and lettering on the apparatus to be provided and installed by Advanced Graphics.		
80-72-1500	<	1	Stripe, Reflective, Not Required For This Vehicle Included in Graphics allowance	0.00	0.00
80-72-1110		1	Stripe, Refl, 3M Diamond Grde, Chevron Pattern Entire Rr, EXT	1389.00	1389.00
80-72-1810		1	Stripe, Reflective, Diamond Grade, Chevron Pattern Rr RU D Red/Yellow	979.00	979.00
80-72-1998		1	==== No Interior Door Reflective Chevron ===	0.00	0.00
		1	== EXT Pmpr/Tnkr - Loose Equipment - 108.018 01/08/18 ==	0.00	0.00
90-01-0400		1	Equipment Loading Allowance of 3000#	0.00	0.00
90-01-5920	S <	1	Whl Chocks Pair Worden #HWG Chocks to be mounted on the floor of the left front compartment under the transverse ice sled storage area with proper retention.	391.00	391.00

QUOTATION

General Safety Fire Apparatus

LAKE ELMO 2018 HGAC RESCUE PUMPER CHASS

Exp. Date: 03/21/2018
 Quote No: 10135-0011
 03/12/2018

PART NO	S	QTY	DESCRIPTION	EACH	EXTENDED
		1	== Rosenbauer Commander - 822.016 08/22/16 ==	0.00	0.00
03-00-0101		1	-- Certification - NFPA	0.00	0.00
08-09-0102		1	-- Cab Paint Warranty, 10 Year Pro Rated	0.00	0.00
08-09-0104		1	-- Cab Structural Warranty Ten Years	0.00	0.00
08-09-0105		1	-- Transmission Warranty Allison Five Years	0.00	0.00
08-09-0106		1	-- Engine Warranty Cummins Five Years	0.00	0.00
08-09-0107		1	-- Frame Warranty Lifetime	0.00	0.00
08-09-0109		1	-- Front Axle Warranty Hendrickson	0.00	0.00
08-09-010A		1	-- Rear Axle Warranty Meritor	0.00	0.00
08-09-0111		1	-- Warranty - Cab and Chassis Two Year	0.00	0.00
08-09-0301		1	-- Cab Test Information Static Load Seat Test	0.00	0.00
08-09-0302		1	-- Cab Test Information Crash Test ECE-29	0.00	0.00
08-09-0303		1	-- Cab Test Information SAE J2420; J2422	0.00	0.00
08-09-0304		1	-- Cab Test Information Roof Crush, Side & Frontal Impact	0.00	0.00
08-09-0501		1	-- Operation & Parts List Manuals (2) Sets, CD	0.00	0.00
08-09-0503		1	-- Engine & Transmission Operation Manuals (1) Set	0.00	0.00
08-09-0530		1	-- As Built Wiring w/Plumbing Diagram (1) Set	0.00	0.00
08-09-0540		1	-- On Board USB Manual Storage	0.00	0.00
08-80-0200		1	-- DOT KIT	89.00	89.00
		1	VEHICLE TYPE	0.00	0.00
03-00-0132		1	Rear Mount Pumper	0.00	0.00
03-00-0140		1	-- Standard Crossmembers	0.00	0.00
07-03-0122		1	-- Rear Mount Pump Splitshaft PTO Driven Pump w/Jackshaft	0.00	0.00
		1	CAB	0.00	0.00
03-00-0840		1	78" Cab Length 24" Roof	39906.00	39906.00
03-05-0424		1	-- Driver Exterior Rear Compartment 37"H x 17.5" W Hinged Door	1737.00	1737.00
03-05-0500	<	1	-- Driver Compt Non-Transverse The compartment shall have a vent	0.00	0.00
03-05-0551		1	-- Driver Exterior Rear Compartment - Chrome Handle	120.00	120.00
03-05-0430		1	-- Driver Rear Cab Compartment Manual Door Locks	0.00	0.00
05-01-5105		1	-- Driver Rear Compartment Interior Finish DA Sand	66.00	66.00
08-00-2012		1	-- Driver Rear Compt Lighting LED Strip 18"	112.00	112.00
03-05-0454		1	-- Officer Exterior Rear Compartment 37"H x 17.5"W Hinged Door	1737.00	1737.00

PART NO	S	QTY	DESCRIPTION	EACH	EXTENDED
03-05-0500	<	1	-- Driver Compt Non-Transverse The compartment shall have a vent	0.00	0.00
03-05-0561		1	-- Officer Exterior Rear Compartment - Chrome Handle	120.00	120.00
03-05-0460		1	-- Officer Rear Cab Compartment Manual Door Locks	0.00	0.00
05-01-5125		1	-- Officer Rear Compartment Interior Finish DA Sand	66.00	66.00
08-00-2112		1	-- Officer Rear Compt Lighting LED Strip 18"	112.00	112.00
03-05-6620	S <	1	-- Interior Cabinet, Center, Forward Facing, Floor Mtd, With Cargo Webbing There shall be a full interior cab height and full interior cab width power ventilated gear storage cabinet installed on the back wall of the cab interior. The cabinet will be split on the rear wall by two door roll up door openings but one large common compartment, The larger opening shall be on the on the passenger side with a minimum opening 62" wide. The sill between the two doors will be as narrow as possible with remaining space on the passenger side provided with another roll up door to fill the remaining space. The cabinet interior will NOT be split in two. It will have two natural finish roll up doors but will be open inside the compartment the full cab interior width. The compartment will be as deep as possible rearward of the rear crew door openings approx. 20" deep. On the inside of the compartment there will four (4) heavy duty 1" diameter hanger pegs approx. 18" long that will be firmly reinforced and attached to the back wall of the cab to act as hangers for wet suits and PFD's in the compartment hung on these hanger pegs. Exact mounting locations / spacing of the hanger pegs to be determined by the fire department at pre construction and locations approved by the manufacturer. One pair of vertical LED OSS strip lights for each door opening. (Total of four (4) vertical light strips.) Roll up doors and interior compt lights to be installed by RMN and frame and interior color to be done by RBM per Mike Gaustad, Dan Van Alten, Mike Schoenberger, Joe Lichtscheidl.	9201.00	9201.00
		1	COMMANDER EMS CABINETS - REAR CREW - FORWARD FACING OUTBOARD POSITION	0.00	0.00
		1	CAB DOORS	0.00	0.00
03-06-1015		1	-- Cab Entry Doors	0.00	0.00
03-06-0010		1	-- Steps Aluminum Treadplate	891.00	891.00
03-06-1025		1	-- Full Length Cab Entry Doors	393.00	393.00
03-06-1500		1	-- No Lower Door Kick Panel (No Overlay)	0.00	0.00
03-06-1100		1	-- Cab Door Hardware Chrome (4)	1081.00	1081.00
03-06-1120		1	-- Cab Door Locks Manual	0.00	0.00
03-06-1135		1	-- Interior 1-Piece Door Panel Type Aluminum	490.00	490.00
03-06-1206		1	-- Door Panel Finish Line-X Black	355.00	355.00
03-06-1225		1	-- Chevron, Reflective, Interior Cab Door - Scotchlite Red/Amber	349.00	349.00
04-05-0105		1	-- Interior Handle Front Door Grab Handles - Black Powder Coat	292.00	292.00
04-05-0150		1	-- Interior Grab Handle Rear Door Chicago Style 34" Black Powder Coat	170.00	170.00

PART NO	S	QTY	DESCRIPTION	EACH	EXTENDED
04-05-0182		1	-- Additional Grab Handles, "A" Pillar	132.00	132.00
		1	CAB GLASS	0.00	0.00
03-08-0101		1	-- Windshield One Piece - COMMANDER	559.00	559.00
03-08-0102		1	-- Windshield Wiper System Single Motor (2) Wipers - 3D Grille	616.00	616.00
08-02-0136		1	-- Windshield Wiper Activation Smart Wheel	0.00	0.00
03-08-0151		1	-- Window 50% Tint Driver Power	1095.00	1095.00
08-01-0301		1	-- Power Window Activation, Respective Door	416.00	416.00
03-08-0153		1	-- Window 50% Tint Officer Power	863.00	863.00
03-08-0226		1	-- Window 50% Tint Driver Crew Door Power	882.00	882.00
03-08-0252		1	-- Window 50% Tint Officer Crew Door Power	882.00	882.00
03-08-0320		1	-- Window 50% Tint Side Middle Driver Fixed 18"W x 24"H	148.00	148.00
03-08-0370		1	-- Window 50% Tint Side Middle Officer Fixed 18"W x 24"H	148.00	148.00
03-08-2002		1	-- 24" Raised Roof Windows	0.00	0.00
03-08-0602		1	-- Window, 50% Tint Upper Side Front (2) Officer/Drive Fixed 15W x 12H (24" Cab)	377.00	377.00
03-08-0652		1	-- Window 50% Tint Upper Side Rear Door (2) Officer/Driver Fixed 28"W x 13"H (24	446.00	446.00
		1	CAB INTERIOR AND TRIM	0.00	0.00
03-09-8010		1	-- Cab Insulation Interior Ceiling	599.00	599.00
03-09-8015		1	-- Cab Insulation Engine Tunnel	261.00	261.00
03-09-8020		1	-- Cab Insulation Cab Damping	120.00	120.00
04-01-1181		1	-- Interior Trim Color Black Rear Wall 24" Roof	1118.00	1118.00
04-01-2108		1	-- Interior Trim Color Black, 78"- 24" Roof	4386.00	4386.00
04-02-1001		1	-- Floor Mounted Throttle and Brake Pedals	0.00	0.00
04-02-1128		1	-- Interior Floor Covering Color Black, 78"	2513.00	2513.00
04-02-1700		1	-- Interior Trim Sun Visor Vinyl	224.00	224.00
04-02-1798		1	-- Cab Coating Interior Color	0.00	0.00
05-01-1050		1	-- Cab Coating Interior Black	750.00	750.00
		1	CAB DASH AND ENGINE TUNNEL - 78" SHORT	0.00	0.00
04-03-0800		1	-- Cab Dash & Engine Tunnel, Composite Dash - Shor Tunnel	3168.00	3168.00
04-03-1022		1	-- Cab Dash & Engine Tunnel Line-X Coating Black	293.00	293.00
04-03-1200		1	-- Flat Mntg Plate - Rear Engine Tunnel	200.00	200.00
04-03-2100		1	-- Officer Glove Compt	290.00	290.00
		1	CUSTOM CONSOLE	0.00	0.00
04-04-1100		1	-- Havis Console	506.00	506.00
04-04-1102		1	-- Havis Console - Custom Configuration	328.00	328.00
04-04-1116	<	1	-- Black Blank Plate Zone 6 upper	108.00	108.00
04-04-1126	<	1	-- Black Plate(s) for Communication Radio Zone 6 middle for Motorola XTL 2500	80.00	80.00
04-04-1132	<	2	-- Black Plates with (1) Power Point & (1) Dual USB Power Point One each driver and officer side on the forward flat portion of the Havis console	122.00	244.00
04-04-1142		1	-- Map Light, Federal Signal, LF12TSB-LED	176.00	176.00
04-04-1161		2	-- Cup Holder, Dual	53.00	106.00
04-04-1176	<	1	-- Black Plate for Siren Zone 2 lower	43.00	43.00

PART NO	S	QTY	DESCRIPTION	EACH	EXTENDED
04-04-1201	<	1	-- Black Plate for AM/FM Radio Zone 2 upper	43.00	43.00
08-01-0140		1	-- Instrumentation Panel Inlay - Job Color	52.00	52.00
		1	CAB HEADER - HEAT AND AC	0.00	0.00
03-08-4000		1	Cab Header / Heating and AC	0.00	0.00
05-02-0010		1	-- Heating w/ Air Conditioning, Overhead, VMUX	6157.00	6157.00
05-01-6010	<	1	-- Cab Paint A/C Condenser on Roof SAME COLOR AS ROOF	99.00	99.00
05-02-0047		1	-- Heater Hose - Silicone	0.00	0.00
05-02-0200		1	-- A/C Condenser Location Roof Mount Mid Center	0.00	0.00
05-02-0298		1	-- Cab Circulation Hanging Fans Mid (2) Inboard	317.00	317.00
05-02-0300		1	-- Auxiliary Defroster Fans	410.00	410.00
08-02-0121		1	-- Heat & A/C Activation VISTA, Rear Crew Manual	0.00	0.00
08-02-0104		1	-- Rear Crew Controls Manual - Rear Facing Driver's Side Seat - Remote Mt	255.00	255.00
		1	SEATS	0.00	0.00
03-09-0105		1	-- Seat Color Black/Red Seat Belt	0.00	0.00
03-09-01X1		1	-- Seat Driver 911 Seats Inc XL 4-Way Air ABTS	1752.00	1752.00
03-09-000A		1	-- Single Retractor Seat Belt - Seats Inc	0.00	0.00
03-09-0121		1	-- Seat Back Non-SCBA	0.00	0.00
03-09-02X2		1	-- Seat Mounting Driver Air XL - Seats Inc	181.00	181.00
03-09-0902		1	-- Seat Material Turnout Tuff	0.00	0.00
03-09-0920		1	-- Seat Logo Rosenbauer	0.00	0.00
03-09-3010		1	-- Driver Seat Box Storage Compartment	0.00	0.00
03-09-3236		1	-- Seat Box Driver & Officer Storage Access Doors (2) Driver/Officer	104.00	104.00
03-09-024A		1	-- Seat Officer 911 XL Seats Inc Fixed ABTS	805.00	805.00
03-09-000A		1	-- Single Retractor Seat Belt - Seats Inc	0.00	0.00
03-09-0119		1	-- Seat Back SCBA Center Cushion Release W/ Zico EZ LOC	342.00	342.00
03-09-02X5		1	-- Seat Mounting Officer Fixed XL Seats Inc	174.00	174.00
03-09-0311		1	-- Parade Panels	52.00	52.00
03-09-0902		1	-- Seat Material Turnout Tuff	0.00	0.00
03-09-0920		1	-- Seat Logo Rosenbauer	0.00	0.00
03-09-3020		1	-- Officer Seat Box Storage Compartment	0.00	0.00
03-09-033A		1	-- Two (2) Outboard Rear Facing Seats - XL	0.00	0.00
03-09-035B	<	2	-- Seat Crew Rear Facing Outer 911 Seats Inc XL Flip-U ABTS Belt Orientation- LH & RH to Door	831.00	1662.00
03-09-000A		2	-- Single Retractor Seat Belt - Seats Inc	0.00	0.00
03-09-0119		2	-- Seat Back SCBA Center Cushion Release W/ Zico EZ LOC	342.00	684.00
03-09-0311		2	-- Parade Panels	52.00	104.00
03-09-038A		2	-- Seat Mounting Rear Facing Outer - XL Seats Inc.	174.00	348.00
03-09-0902		2	-- Seat Material Turnout Tuff	0.00	0.00
03-09-0920		2	-- Seat Logo Rosenbauer	0.00	0.00
03-09-0409		1	-- NO SEAT(S) OR SEAT BOX - Full Length Rear Wall Kick Plate	0.00	0.00
		1	CAB EXTERIOR	0.00	0.00
04-05-1900		1	Exterior Grab Handles 18" Aluminum	0.00	0.00
04-05-1911		1	-- Exterior Grab Handles Bare Aluminum w/ Lighting	0.00	0.00

PART NO	S	QTY	DESCRIPTION	EACH	EXTENDED
04-05-2005		1	-- Exterior Grab Handles with White LED Lighting 18"	357.00	357.00
08-01-0800		1	-- Grab Handle LED Light Actvtn w/ Parking Brake	330.00	330.00
		1	CAB FRONT FASCIA	0.00	0.00
04-08-0010		1	==== Traditional Front with Rectangular Headlamp Bezels ====	0.00	0.00
04-08-0140		1	-- Front Grille, 3D Stainless Steel	1203.00	1203.00
04-08-0022		1	-- Wing Light Bezel - Stainless	387.00	387.00
04-08-0090		1	-- Logo, Rosenbauer, Grille Mount	0.00	0.00
04-08-0072		1	-- Front Grille Inlay, American Flag	1195.00	1195.00
04-08-0143		1	-- Grille Mounted Roto-Ray Provision	435.00	435.00
06-03-2010		1	-- Fluid Checks & Fills at Grille ISL	153.00	153.00
08-00-0503		1	-- Headlights, Quad, with Rectangular Bezel	851.00	851.00
08-00-0540	<	1	-- Headlight Location - Upper Bucket 104 OS, 105 OS, and 104 DS, 105 DS	0.00	0.00
08-00-0603		1	-- Front Turn Signals Whelen M6 LED (2)	242.00	242.00
08-00-0632	<	1	-- Turn Signal Located Upper Wings 103 OS & DS	0.00	0.00
08-00-0606		1	-- Side Marker Light LED (2)	159.00	159.00
08-01-0304		1	-- Headlight Actv in Smart Wheel; Marker Light Activated Vista	0.00	0.00
08-00-0608		1	-- Front Marker Lamps Face Mounted LED (Center 3 Lightings, 2 Corner)	109.00	109.00
04-08-0151		1	Cab Fender Stainless Steel	456.00	456.00
04-09-0126		1	Cab Exterior Trim Lower Side Stainless 10" Wrap- 78" Cab w/Drvr & Offer Rr Comp	1010.00	1010.00
04-09-0190		1	==== No Stainless-Steel Rear Wall Cap - pick to select ====	0.00	0.00
04-09-0300		1	Logo, Commander, Cab Sides	0.00	0.00
04-10-0351		1	Mud Flaps Front	87.00	87.00
		1	CAB TILT	0.00	0.00
05-00-0221		1	Cab Tilt System - Heavy Duty w/ Manual Back Up	4019.00	4019.00
05-00-0021		1	-- Cab Tilt Limit Switch	109.00	109.00
05-00-0045		1	-- Cab Tilt Lock Down Indicator	118.00	118.00
05-00-0100		1	-- Cab Tilt Control Receptacle Temp	0.00	0.00
		1	REARVIEW MIRRORS	0.00	0.00
05-00-5010		1	West Coast Style Mirrors	0.00	0.00
05-00-5305		1	-- Retractable W Cst-Drv Dr Mt (613810)-Off Dr Mt (613810)-H&R-DV,H&R(LWR)CVX-CHR	924.00	924.00
08-01-0821		1	-- Rearview Mirror Remote & Heat Switch Driver Panel	182.00	182.00
		1	EXTERIOR CAB PAINT	0.00	0.00
05-01-5015		1	Cab Paint Exterior Two Tone	1420.00	1420.00
05-01-5020	<	1	-- Cab Paint Upper / Secondary PPG Black 9300	0.00	0.00
05-01-5021	<	1	-- Cab Paint Lower / Primary PPG Red 4154 Victory Red	0.00	0.00
05-01-503D		1	-- Cab Paint Exterior Breakline - Paint Break D	135.00	135.00

PART NO	S	QTY	DESCRIPTION	EACH	EXTENDED
05-01-6051		1	-- Cab Undercoating	0.00	0.00
05-01-7000		2	-- Cab Paint Spray Out	51.00	102.00
		1	FRONT AXLE	0.00	0.00
07-05-010B		1	Front Axle Hendrickson SteerTek 20000#	3574.00	3574.00
07-05-0120		1	-- Front Wheel Bearing Lube Oil	0.00	0.00
07-05-0272		1	-- Front Suspension Hendrickson Parabolic Spring 20K	2186.00	2186.00
07-05-0341		1	-- Power Steering Gear TRW TAS 85 w/Assist- 20K and u - L9 & X15 Steertek Axle	4085.00	4085.00
07-06-0420		1	-- Chassis Alignment	0.00	0.00
07-06-0522		1	-- Front Cramp Angle 45 Degrees	0.00	0.00
07-07-014A		1	-- (2) Front Tires 385/65R 22.5 Michelin X Multiway HD XZE "L"	1896.00	1896.00
07-06-0436		2	-- Counter Acting Balancing Beads	18.00	36.00
07-07-0720		1	-- (2) Front Wheels Alcoa Polished 22.5 x 12.25 Aluminum	1060.00	1060.00
07-08-0203		1	-- Front Brakes Meritor EX225 Disc 17"	1530.00	1530.00
07-05-0311		1	4 Spoke Smart Steering Wheel w/ESC Tilt/Telescopic 18	1025.00	1025.00
		1	REAR AXLE	0.00	0.00
07-06-0102		1	Rear Axle, Single, 27000# Meritor RS-25-160	5175.00	5175.00
07-06-0222		1	-- Rear Suspension Reyco 79KB - Spring 27000# Parabolic	3467.00	3467.00
07-08-0253		1	-- Rear Brakes Meritor EX225 Disc 17"	868.00	868.00
07-06-0300		1	-- Rear Shock Absorbers	364.00	364.00
07-06-0350		1	-- Rear Axle Differential Control DCDL single	467.00	467.00
08-01-0902		1	-- Rear Axle Diff Control (DCDL) Activated Vista	0.00	0.00
07-07-0326		1	-- (4) Rear Tires 12R 22.5 Michelin XDN2 "H"	2994.00	2994.00
07-06-0436		4	-- Counter Acting Balancing Beads	18.00	72.00
07-07-0784		1	-- (4) Rear Wheels Alcoa Polished 22.5 x 8.25 Aluminum	1277.00	1277.00
07-07-0610		1	-- Valve Stem Extension - Single Axle	0.00	0.00
07-07-0996		1	-- Vehicle Top Speed 68	0.00	0.00
07-08-0103	<	1	-- Electronic Stability Control Single Axle w/ air manifold	3566.00	3566.00
07-08-0189		1	-- Air Tank Brackets - Hot Dipped Galvanized	0.00	0.00
07-08-0301		1	-- Park Brake Rear Wheels Only	0.00	0.00
08-02-0130		1	-- Park Brake Control Driver Dash	0.00	0.00
07-08-0410		1	-- Wabco System Saver 1200	210.00	210.00
07-08-0551		1	-- Moisture Ejectors Manual	0.00	0.00
07-08-0570		1	-- Air Supply Lines Nylon	0.00	0.00
07-08-0725		1	-- Air Horn Reservoir (1) 1200 Cu In	382.00	382.00
07-09-001B		1	Frame Double Channel 35" Frame Width	12133.00	12133.00
07-09-0045		1	-- Wheelbase Range 220" - 239"	364.00	364.00
07-09-0085	S	1	-- Rear Overhang 80"	252.00	252.00
07-09-0130		1	-- Frame Paint Powder Coat Black	0.00	0.00
07-13-0305		1	-- Tow Hooks Chrome - Shipped Loose	252.00	252.00
		1	ENGINE	0.00	0.00
06-00-0050		1	-- Engine Placement	0.00	0.00
06-00-1572		1	-- Engine, Cummins L9, Base Spec, 2017	0.00	0.00
06-00-1578		1	-- 450HP Cummins L9 - 2017	35062.00	35062.00
06-02-1110		1	-- Fan Clutch - ISL	1245.00	1245.00
06-04-3010		1	-- Fan Clutch Programming - Cold Weather Climate	0.00	0.00

PART NO	S	QTY	DESCRIPTION	EACH	EXTENDED
06-02-1526		1	-- Auxiliary Engine Brake Compression Brake (JAKE)	1580.00	1580.00
08-01-0203		1	-- Auxiliary Engine Brake Control On/Off & Low/Med/High Switch Smart Wheel	0.00	0.00
06-02-2003		1	-- AC Compressor - L9 & ISX 12L	0.00	0.00
06-03-1010		1	-- Engine High Idle Speed 1250 RPM	0.00	0.00
06-03-1023		1	-- Engine High Idle Control Manual & Automatic VISTA	19.00	19.00
06-05-3010		1	-- Engine Air Intake Filtration and Restriction L9	552.00	552.00
06-06-3732		1	-- Engine Exhaust System One Piece Officer Side DPF/SCR - L9 380 hp & up -2017	13418.00	13418.00
06-06-4006		1	-- DEF Tank - 2017	359.00	359.00
06-06-4100		1	-- DEF Tank Access Fill Door	164.00	164.00
06-08-0100		1	-- Engine Exh Acc Temp Mitigation	0.00	0.00
06-08-0200		1	-- Engine Exhaust Wrap	0.00	0.00
08-02-0140		1	-- DPF Control Regeneration Switch & Inhibit Switch Covered	0.00	0.00
06-04-2002		1	-- Engine Cooling System- L9	5203.00	5203.00
06-04-4010		1	-- Coolant Valve Shut Off Valve w/Connection - For Additional Heater	138.00	138.00
06-05-1002		1	-- Engine Pump Heat Exchanger L9	390.00	390.00
		1	TRANSMISSION	0.00	0.00
07-01-0100		1	-- Transmission Allison 3000 EVS	13171.00	13171.00
07-01-0500		1	-- Transmission Fluid - Standard	0.00	0.00
07-02-0008		1	-- Transmission GEN V-E Push Button Key Pad	296.00	296.00
07-02-0052		1	-- Transmission Mode Programming 5th Startup/5th Mode	0.00	0.00
07-02-0066		1	-- Transmission Feature Programming I/O Package 198/Pumper	0.00	0.00
07-02-0251		1	-- Driveline Spicer 1710 HD	999.00	999.00
07-04-0112		1	-- Fuel Filter/Water Separator Cummins FS1098	65.00	65.00
07-04-0312		1	-- Fuel Tank 68 Gallon/257 Liter - Dual Fill	1369.00	1369.00
07-04-0216		1	-- Fuel Lines Aramid Braid	93.00	93.00
07-04-0225		1	-- Fuel Shutoff Valve (2) at Filter	138.00	138.00
07-04-0230		1	-- Fuel Cooler Behind Battery Box	561.00	561.00
08-00-0403		1	-- Alternator Delco Remy 275 Amp	1041.00	1041.00
		1	ELECTRICAL SYSTEM	0.00	0.00
08-00-0100		1	Electrical System 12V DC Weldon V-MUX	12770.00	12770.00
08-01-0051		1	-- Driver & Officer VISTA Display Weldon Vista IV	2512.00	2512.00
08-01-0054		1	-- Driver Panel / Switch Panel (6 Switches) Under the Vista Screen	303.00	303.00
08-09-0249		1	-- V-MUX WARRANTY - 4 YEAR	0.00	0.00
08-03-0110	<	1	-- Communication Antenna Base Cab Roof - RBM Supplied Location 302DS	106.00	106.00
08-03-0231		1	-- Ant Cable Routing Under Dash Panel	0.00	0.00
08-04-1200		1	-- Radio WB/AM/FM/CD - Console Mount	439.00	439.00
08-04-2000		1	-- Two (2) Speakers	0.00	0.00
08-02-0610		1	-- Weldon VDR/Seat Belt Warn - VISTA	1003.00	1003.00

PART NO	S	QTY	DESCRIPTION	EACH	EXTENDED
08-01-0010		1	-- Instrumentation Standard Pacific Insight Gauge Panel	722.00	722.00
08-01-0125		1	-- Instrumentation Backlighting Red	0.00	0.00
08-00-0340		1	6 Battery System	0.00	0.00
08-00-0322		1	-- Batteries (6) Group 31	688.00	688.00
08-00-0224		1	-- Battery Box Driver/Officer Side Hot dipped Galvanized Steel w/Covers - 6 Battery	1598.00	1598.00
08-00-0248		1	-- Battery Cables (6)	1442.00	1442.00
08-00-0251		1	-- Battery Jumper Studs Front Driver Lower Step	63.00	63.00
08-01-0034		1	-- 2 Position Battery Master - Driver's Kick Plate	343.00	343.00
08-01-0036		1	-- Ignition Switch	82.00	82.00
08-01-0040		1	-- Power & Ground Stud 40A Batt Direct / 15A Ignition	93.00	93.00
08-02-0176		1	-- Assc Power Distribution Panel Bhnd Off Seat 10	330.00	330.00
08-02-0521		1	Position 40A Batt Dir -- =====No PWR Cable for Additional Pwr Studs=====	0.00	0.00
08-00-0721		1	-- Ground Lights LED Whelen 3SC0CDCR	263.00	263.00
08-01-0751		1	-- Ground Lights Activation with Park Brake	0.00	0.00
08-00-0732		1	-- Cab Step Lights LED (1 Per Step)	380.00	380.00
08-01-0753		1	-- Step Lights Activated Respective Side	93.00	93.00
08-00-0752		1	-- Interior Door Warning Lights Red 3" LED	239.00	239.00
		1	DOOR JAMB WARNING LIGHTS	0.00	0.00
08-00-0783		1	-- Engine Compartment Work Light LED (2)	156.00	156.00
08-00-0792		1	-- Interior Overhead Lighting LED - Blue/Clear	439.00	439.00
08-00-0815		2	-- Add'l LED Dome Lt Blue/Clear - Individual Swtchd	164.00	328.00
08-00-4090		1	Dr Open/Hazard Wrn Lt, Flash, Whelen 3SR00FRR LED Rnd (Do Not Move Appar	158.00	158.00
08-01-2010		1	Back-Up Alarm Ecco 575	131.00	131.00
08-06-0022		1	Camera System with V-Mux	0.00	0.00
08-06-0011		1	-- Camera System - Chrome Side Cameras	0.00	0.00
08-06-0170		1	-- Driver & Officer Side Camera, Rear Camera; Driver & Officer Vistas	827.00	827.00

RESCUE/ENGINE EQUIPMENT COST

ALEX AIR	HILLS	HEIMAN
Hurst,	Amkus	Genesis

COMMENTS

CRIBBING	TURTLE PLASTICS CRIB TOOL KIT B				\$2,908.46		
AIRBAGS	PARATECH MODEL 52				\$4,695.00	Paid with \$2,000 Century Link Grant and 2018 Small Tools and Equipment Budget.	
	PARATECH MASTER CONTROL KIT G2				\$3,242.35		
BATTERY HYDRAULIC TOOLS	SPREADER					Tools will be tested and evaluated by department at upcoming training drill and determination made.	
	CUTTER	\$31,850.00	\$24,272.00	\$29,398.00	\$31,850.00		
	RAM						
STRUTS					\$12,558.00	If necessary, postpone purchase and use 2019 or 2020 budget funding.	
5" Kryptonite hose - 500'					\$4,347.10		

\$51,663.56

June 5, 2018

The Truck Committee met May 30th regarding the Rescue/Engine. The purpose was to get the total cost of the project, (Truck and loose rescue equipment) to the \$700,000 cap. Current cost figures are as follows:

Truck Cost	\$684,302.00
FDIC Show Discount	-\$5,000.00
Total Vehicle Cost	\$679,302.00

Committee is recommending delaying the purchase of the air compressor and radio headsets at this time. These two items would be purchased at a later date with alternate funding (donations, grants or budget) and retrofitted. This would further reduce the cost of the vehicle by \$10,475.00, bringing the total cost down to \$668,827.00. Leaving a balance of \$31,173.00 towards the purchase of the Rescue Equipment.

Committee discussed the purchase of the rescue equipment.

Cribbing	\$2,908.46
Airbags	\$7,937.35
Hose	\$4,347.10
Hydraulic Tools	\$24,272.00 - \$31,850.00
Struts	\$12,558.00
TOTAL	\$52,022.91 - \$59,600.91

Identified Additional Funding Sources

Century Link Grant	\$2,000.00
DNR Grant	\$3,500.00 (application submitted, waiting on approval)
Jaycee Donation	\$20,000.00 (application submitted, waiting on approval)
Rotary Donation	\$???
Sale/Trade In of used Hydraulic Tools	\$7,000.00 - \$9,000.00
Sale of Engine 2	\$8,000.00
Sale of Utility 2	\$4,000.00
2018 Budget, Small Tools/Equipment	
2019 Budget, Small Tools/Equipment	

Committee is very confident that with all the alternate funding options identified we will be able to meet the \$700,000.00 cap and not need to delay the purchase of the air compressor and headsets.