

**LAUDERDALE CITY COUNCIL MEETING AGENDA**  
**7:30 P.M. WEDNESDAY, AUGUST 10, 2016**  
**LAUDERDALE CITY HALL, 1891 WALNUT STREET**

The City Council is meeting as a legislative body to conduct the business of the City according to Robert's Rules of Order and the Standing Rules of Order and Business of the City Council. Unless so ordered by the Mayor, citizen participation is limited to the times indicated and always within the prescribed rules of conduct for public input at meetings.

**THE CITY COUNCIL WILL HOLD A GOAL SETTING SESSION STARTING AT 6:00 P.M.**

1. **CALL THE MEETING TO ORDER**
2. **ROLL CALL**
3. **APPROVALS**
  - a. Agenda
  - b. Minutes of the July 26, 2016 City Council Meeting
  - c. Claims Totaling \$107,466.07
4. **CONSENT**
  - a. June Financials
  - b. Second Quarter Investment Report
5. **SPECIAL ORDER OF BUSINESS/RECOGNITIONS/PROCLAMATIONS**
6. **INFORMATIONAL PRESENTATIONS / REPORTS**
  - a. Day in the Park / August Farmers Market Update
7. **PUBLIC HEARINGS**

Public hearings are conducted so that the public affected by a proposal may have input into the decision. During hearings all affected residents will be given an opportunity to speak pursuant to the Robert's Rules of Order and the standing rules of order and business of the City Council.

8. **DISCUSSION / ACTION ITEMS**
  - a. LED Lighting Rollout Discussion with Xcel Energy Outdoor Lighting Representative
  - b. Planning Assistance Grant Resolution 081016A
  - c. 2017 Budget and Levy
9. **ITEMS REMOVED FROM THE CONSENT AGENDA**
10. **ADDITIONAL ITEMS**
11. **SET AGENDA FOR NEXT MEETING**
  - a. Comprehensive Plan RFP
12. **WORK SESSION**
  - a. Opportunity for the Public to Address the City Council

Any member of the public may speak at this time on any item not on the agenda. In consideration for the public attending the meeting, this portion of the meeting will be limited to fifteen (15) minutes. Individuals are requested to limit their comments to four (4) minutes or less. If the majority of the Council determines that additional time on a specific issue is warranted, then discussion on that issue shall be continued at the end of the agenda. Before addressing the City Council, members of the public are asked to step up to the microphone, give their name, address, and state the subject to be discussed. All remarks shall be addressed to the Council as a whole and not to any member thereof. No person other than members of the Council and the person having the floor shall be permitted to enter any discussion without permission of the presiding officer.

Your participation, as prescribed by the Robert's Rules of Order and the standing rules of order and business of the City Council, is welcomed and your cooperation is greatly appreciated.

b. Community Development Update

### 13. **ADJOURNMENT**

LAUDERDALE CITY COUNCIL  
MEETING MINUTES  
Lauderdale City Hall  
1891 Walnut Street  
Lauderdale, MN 55113

Page 1 of 3

July 26, 2016

**Roll Call**

Mayor Dains called the Regular City Council meeting to order at 7:30 p.m.

Councilors present: Mayor Jeffrey Dains, Lara Mac Lean, Denise Hawkinson, Mary Gaasch, and Roxanne Grove.

Councilors absent: None

Staff present: Heather Butkowski, City Administrator; Jim Bownik, Assistant City Administrator; and Miles Cline, City Deputy Clerk.

**Approvals**

Mayor Dains asked if there were any changes to the meeting agenda. There being none, Councilor Mac Lean moved to approve the City Council meeting minutes of June 28, 2016. Councilor Gaasch seconded the motion and carried unanimously. Councilor Gaasch moved to approve the Special City Council meeting minutes of July 15, 2016. Councilor Grove seconded the motion and carried unanimously.

Councilor Mac Lean moved and seconded by Councilor Hawkinson to approve the claims totaling \$24,692.69. Motion carried unanimously.

**Consent**

Mayor Dains asked if any Councilors wished to remove items from the Consent Agenda. There being none, Councilor Mac Lean moved and seconded by Councilor Grove to approve the Consent Agenda thereby approving the first pay request from Allied Blacktop for the 2016 Seal Coating Project totaling \$147,471.48. Motion carried unanimously.

**Informational Presentation / Reports**

Jim Bownik presented the Night to Unite update and encouraged residents to sign up. It was noted that six blocks have already confirmed their participation in this event.

**Public Hearings**

Public Input Session on One-Sided Parking along Eustis Street

Butkowski explained that most parking along Eustis is not lawful in that the spaces are narrow and cars can't fit within the parking lane. Ramsey County Public Works is asking the Council to consider limiting parking to one side of the street to allow for the creation of a full-size parking lane on one side and a smaller lane for pedestrians and bikers on the other. This could be done in coordination with or in advance of the County's repaving project scheduled for 2017.

Mayor Dains opened the public hearing at 7:41 p.m.

LAUDERDALE CITY COUNCIL  
MEETING MINUTES  
Lauderdale City Hall  
1891 Walnut Street  
Lauderdale, MN 55113

Page 2 of 3

July 26, 2016

Sandra Brown, 1842 Eustis Street, said she was opposed to one-sided parking due to the current crowded parking, especially around the Chinese Christian Church.

Richard Miller, 1842 Eustis Street, said he was opposed to one-sided parking. He reiterated issues with crowded parking around the Chinese Christian Church and speeding along Eustis Street and in the alley.

A request was made to review the comments received by email. Administrator Butkowski read the comments. A copy of the responses received follow and are made part of the minutes of the meeting.

Dawn Bartylla, 1911 Eustis Street, supports one-sided parking. She likes the idea of a walking path as opposed to a sidewalk. She was not concerned that the speed of traffic would increase. She asked the Council to consider requesting curb and gutter in keeping with the rest of the City.

Mark Peterson, 1816 Eustis Street, indicated he would be satisfied with one-sided parking. He indicated support for a sidewalk over a paved shoulder in addition to more signage for walkers.

Mayor Dains closed the public hearing at 7:57 p.m.

In general, the Council does not believe that Ramsey County has done an adequate job of maintaining Eustis Street. They discussed waiting until the Chinese Church moves in the fall to make a parking change. They plan to continue this conversation at future meetings with more residents of Eustis Street and Ramsey County staff.

**Discussion / Action Items**

*Tort Liability Waiver*

Butkowski recommended the Council not waive the monetary limits on municipal tort liability.

Councilor Hawkinson moved and seconded by Councilor Gaasch to not waive the monetary limits on municipal tort liability established by MS 466.04. Motion carried unanimously.

**Set Agenda for Next Meeting**

City administrator noted the next meeting may include the 2017 budget and levy, comprehensive plan RFP, and discussion with representatives from Xcel Energy.

**WORK SESSION**

A. Public Comment

None.

LAUDERDALE CITY COUNCIL  
MEETING MINUTES  
Lauderdale City Hall  
1891 Walnut Street  
Lauderdale, MN 55113

Page 3 of 3

July 26, 2016

**B. 2017 Budget and Levy**

Butkowski provided the City Council with a first draft of the 2017 budget. Based on the anticipated costs, a two percent levy increase would be needed. Butkowski reminded the Council that this estimate was preliminary as the City will not receive information on 2017 Fiscal Disparities revenue until August 18.

**C. Community Development Update**

The City Council established August 10 at 6:00 p.m. as the time and date of the annual goal setting session and moved the regularly schedule August 9 city council meeting to August 10 due to the primary election. Administrator Butkowski reported that a brewery expressed interest in purchasing 2520 Larpenteur Avenue. The City completed its MS4 Permit audit with PCA staff and received a positive report.

**Adjournment**

There being no further business on the council agenda, motion was made by Councilor Grove and seconded by Councilor Mac Lean, carried unanimously, to adjourn the meeting at 8:30 p.m.

Respectfully submitted,



Heather Butkowski  
City Administrator

**Comments Received from  
Residents Concerning  
Eustis Street**

**From:** John Roettger  
**To:** Heather Butkowski  
**Subject:** Re: Tuesday's Council Meeting

Hi Heather,

Seeing I'm not able to attend the Council Meeting Tuesday, I'd like to share our thoughts regarding parking along Eustis Street.

My wife has lived on Eustis Street for over 12 years. We have discussed the parking issue many times and had hoped something would change. The most exciting aspect of this change is the possibility of a walking lane, if that were not an option, we wouldn't want any changes made. As we've debated this issue with many of our neighbors, the safety of people walking down Eustis is our biggest concern. By creating clear and unobstructed driving lanes, it will also create greater issues with speeding, which is already serious a problem, thereby making it even more dangerous for pedestrians. Below are three things we'd like to see added to help address the speeding problem, thus making it safer for all concerned.

- Add signed crosswalks at the intersections of Ione Street, Spring Street and Summer Street. The bright yellow crosswalk signage, including the 3' makers that are placed in the middle of the street would be an necessity. Adding crosswalks would obviously make it safe for people to cross Eustis, but also help to slow down traffic.
- Add another 30 mph speed sign heading north and south. The current north and south speed signs are placed very near to Larpenteur and Roselawn. Adding signs around Ione and Summer Streets would help. It would be great to have the speed signs that have the digital displays showing ones current speed, but if that's not possible, at least add the neon colored plates under the speed sign to help draw attention to the sign.
- The final suggestion would be to ask Saint Anthony Police Dept. to increase speed surveillance for a year following the repayment project.

We believe that safety of our citizens should always supersede convenience. Please let us know if you have any questions.

Thank you for reaching out and being willing to listen.

Best,  
John Roettger & Tara Schwantz.

**From:** Art Peterson Jr.  
**To:** Heather Butkowski

Art prefers no parking on both sides of Eustis Street. If this is not an option, he would prefer parking be allowed only on the east side.

**From:** Pam Stec  
**To:** Heather Butkowski

Pam prefers to leave the parking arrangement as it is out of concern that one-sided parking will result in cars and trucks traveling faster on Eustis Street.

**From:** Jenna Zark  
**To:** Heather Butkowski  
**Subject:** Re: Tuesday's Council Meeting

I think it would be OK to do this, as long as they are careful about not blocking driveways and so on. I am OK with cars on both sides as well.  
--Jenna

**From:** Crystal Wisen  
**To:** Heather Butkowski  
**Subject:** parking on Eustis

.....great idea to make one parking lane on one side of the street. If parking is on the West side fewer households would be involved. Is there room for a bike lane on the side of the street where parking would not be allowed ?  
best wishes,  
Crystal Wisen

**From:** Craig Zbacnik  
**To:** Jim Bownik  
**Subject:** Eustis

Craig Zbacnik, a Eustis St resident since '84 saw the newsletter article and called to say he supports one sided parking year round with a walking lane on one side of the road instead of a sidewalk.

**From:** Duane Pulford  
**To:** Heather Butkowski  
**Subject:** Eustis Street

I am Ok with parking on one side of Eustis and having a walking Bike lane on the other side. I do wonder with this change if car would speed on Eustis.

Duane Pulford

**From:** Barb Hurley  
**To:** Heather Butkowski  
**Subject:** Re: Tuesday's Council Meeting

Heather,

Here is feedback from Barb and Tim Hurley regarding parking on Eustis Street: Both of us would encourage the Council to change the parking regulations so that parking is only allowed on one side of the street.

Thanks.  
Bar Hurley

**From:** Thomas Robinson  
**To:** Heather Butkowski  
**Subject:** Re: Tuesday's Council Meeting

I think the choice should be the residents on Eustis Street or city of Lauderdale  
Thomas and Barbara Robinson

**From:** Kendra Kauppi  
**To:** Heather Butkowski  
**Subject:** Re: Tuesday's Council Meeting

Hi Heather

I won't be able to make the meeting. But, I like the idea that you proposed - parking on one side of Eustis and having the other side of the street as a walking lane. As you know, when cars are parked on both sides of the street, it is very difficult to have cars travel in both the north and south lanes as inevitably, the parked cars extend into the driving lane. Hope that makes sense.  
Kendra



**From:** Susie Zahratka  
**To:** Heather Butkowski  
**Subject:** Re: Tuesday's Council Meeting

Hey Heather-

We live along Eustis St and think that changing parking to one side only is a good idea. We do have concerns about people who park and take the bus, party parking, etc that might take up space that would normally be used by residents, however we think the safety of having one whole shoulder for walking and one for parking outweighs that potential inconvenience.

Sincerely  
Susie & Tom Zahratka

**From:** FEIDER, ANNE  
**To:** Heather Butkowski  
**Subject:** Eustis Parking

Heather,

I noticed the Council will be discussing one-sided parking on Eustis at July's meeting. I will be unable to attend the meeting but wanted to express my opinion.

Jim had mentioned that the one-sided parking would most likely be on the side opposite the fire hydrants. This would mean having cars parked constantly in front of my residence (East side) which I would not particularly care to have happen.

I would like the Council to consider:

- Initially trying one-sided parking in *Winter only* using the even/odd method. It does become quite tight when snow builds up, and this may be a good first step to see how it goes.
- Trying an even/odd arrangement if it's decided this will be implemented all-year-round. Streets throughout the Twin Cities have hydrants, and parking is generally not limited to only the side without hydrants. As per law, people would just need to safely park far enough away from them. Or we color code the curb.

Thank you for letting me voice my concern, and as always thanks for your hard work.

Anne Feider

**CITY OF LAUDERDALE**

**CLAIMS FOR APPROVAL**

**August 10, 2016 City Council Meeting**

Payroll

07/29/16 Payroll: Direct Deposit # 502275-502281	\$11,078.84
07/29/16 Payroll: Payroll Liabilities, E-payments 1130E-1133E	\$7,411.71

Vendor Claims

08/10/16 Claims: Check #'s 23442-23467	\$88,975.52
--	-------------

**SUBTOTAL \$107,466.07**

**Total Claims for Approval**

**\$107,466.07**

CITY OF LAUDERDALE

07/29/16 12:38 PM

Page 1

\*Claim Register©

07/29/16 PR

JULY 2016

Claim Type	Direct				
Claim#	5600	NORTH STAR BANK, CHECKING ST	Ck# 001130E	7/29/2016	
Cash Payment	G 101-21701	FEDERAL TAXES		7/29/16 Payroll	\$1,560.17
	Invoice				
Cash Payment	G 101-21703	FICA WITHHOLDING.		7/29/16 Payroll	\$2,487.34
	Invoice				
Transaction Date	7/29/2016	Due 0	NORTH STAR CHEC 10100		<b>Total</b> \$4,047.51
Claim#	5601	ICMA RETIREMENT TRUST - 457	Ck# 001131E	7/29/2016	
Cash Payment	G 101-21705	ICMA RETIREMENT		7/29/16 Payroll	\$818.95
	Invoice				
Transaction Date	7/29/2016	Due 0	NORTH STAR CHEC 10100		<b>Total</b> \$818.95
Claim#	5602	PERA	Ck# 001132E	7/29/2016	
Cash Payment	G 101-21704	PERA		7/29/16 Payroll	\$1,847.31
	Invoice				
Transaction Date	7/29/2016	Due 0	NORTH STAR CHEC 10100		<b>Total</b> \$1,847.31
Claim#	5603	MN DEPARTMENT OF REVENUE	Ck# 001133E	7/29/2016	
Cash Payment	G 101-21702	STATE WITHHOLDING		7/29/16 Payroll	\$697.94
	Invoice				
Transaction Date	7/29/2016	Due 0	NORTH STAR CHEC 10100		<b>Total</b> \$697.94
	<b>Claim Type</b>	<b>Direct</b>			<b>Total</b> \$7,411.71

Pre-Written Checks	\$7,411.71
Checks to be Generated by the Compute	\$0.00
<b>Total</b>	<b>\$7,411.71</b>

CITY OF LAUDERDALE

08/05/16 2:19 PM

Page 1

Payments

Current Period: AUGUST 2016

Batch Name	08/10/16 CL	Payment	Computer Dollar Amt	\$88,975.52	Posted
Refer	5630 ACCELA		Ck# 023442	8/10/2016	
Cash Payment	E 414-48100-538	COMPUTER SOFTWARE TRAINING	Computer Software Training		\$2,560.00
Invoice	2397	7/18/2016			
Transaction Date	8/5/2016	Due 0	NORTH STAR CHEC	10100	<b>Total</b> \$2,560.00
Refer	5646 AFSCME		Ck# 023443	8/10/2016	
Cash Payment	G 101-21709	UNION DUES	7/16 Union Dues		\$113.68
Invoice		7/15/2016			
Transaction Date	8/5/2016	Due 0	NORTH STAR CHEC	10100	<b>Total</b> \$113.68
Refer	5613 BE THERE PEST CONTROL		Ck# 023444	8/10/2016	
Cash Payment	E 101-43000-327	OTHER SERVICES	Quarterly Service		\$100.00
Invoice	35139	8/3/2016			
Transaction Date	8/4/2016	Due 0	NORTH STAR CHEC	10100	<b>Total</b> \$100.00
Refer	5621 BLUECHIP TREE COMPANY		Ck# 023445	8/10/2016	
Cash Payment	E 101-43000-317	TREE SERVICE	1798 Walnut Tree removal		\$5,000.00
Invoice		7/5/2016			
Transaction Date	8/4/2016	Due 0	NORTH STAR CHEC	10100	<b>Total</b> \$5,000.00
Refer	5622 BLUECHIP TREE COMPANY		Ck# 023445	8/10/2016	
Cash Payment	E 101-43000-317	TREE SERVICE	Storm damaged branch		\$325.00
Invoice		8/2/2016			
Transaction Date	8/4/2016	Due 0	NORTH STAR CHEC	10100	<b>Total</b> \$325.00
Refer	5606 CITY OF FALCON HEIGHTS		Ck# 023446	8/10/2016	
Cash Payment	E 101-42100-321	FIRE CALLS	Fire Calls		\$1,373.06
Invoice		8/4/2016			
Transaction Date	8/4/2016	Due 0	NORTH STAR CHEC	10100	<b>Total</b> \$1,373.06
Refer	5643 CITY OF ROSEVILLE		Ck# 023447	8/10/2016	
Cash Payment	E 101-41200-391	TELEPHONE/PAGERS	7/16 Phone Service		\$90.84
Invoice	0221715	7/22/2016			
Transaction Date	8/5/2016	Due 0	NORTH STAR CHEC	10100	<b>Total</b> \$90.84
Refer	5644 CITY OF ROSEVILLE		Ck# 023447	8/10/2016	
Cash Payment	E 101-41200-306	CONSULTING FEES	7/16 IT Services		\$492.33
Invoice	0221671	7/22/2016			
Transaction Date	8/5/2016	Due 0	NORTH STAR CHEC	10100	<b>Total</b> \$492.33
Refer	5637 CITY OF ST ANTHONY		Ck# 023448	8/10/2016	
Cash Payment	E 101-42100-319	POLICE CONTRACT	Police		\$54,418.83
Invoice	3423	7/29/2016			
Transaction Date	8/5/2016	Due 0	NORTH STAR CHEC	10100	<b>Total</b> \$54,418.83
Refer	5612 CROIX OIL		Ck# 023449	8/10/2016	
Cash Payment	E 601-49000-212	MOTOR FUELS	July		\$39.84
Invoice	449440	7/31/2016			
Cash Payment	E 602-49100-212	MOTOR FUELS	July		\$39.84
Invoice	449440	7/31/2016			

CITY OF LAUDERDALE

08/05/16 2:19 PM

Page 2

Payments

Current Period: AUGUST 2016

Cash Payment	E 101-43000-212 MOTOR FUELS	July		\$185.93
Invoice	449440	7/31/2016		
Transaction Date	8/4/2016	Due 0	NORTH STAR CHEC 10100	<b>Total</b> \$265.61
Refer	5639 EUREKA RECYCLING		Ck# 023450 8/10/2016	
Cash Payment	E 203-50000-389 RECYCLING CONTRAC	Recycling Services		\$2,128.55
Invoice	16406	6/30/2016		
Transaction Date	8/5/2016	Due 0	NORTH STAR CHEC 10100	<b>Total</b> \$2,128.55
Refer	5608 GLTC PREMIUM PAYMENTS		Ck# 023451 8/10/2016	
Cash Payment	G 101-21706 HEALTH INSURANCE	February LTC Insurance		\$102.70
Invoice				
Transaction Date	8/4/2016	Due 0	NORTH STAR CHEC 10100	<b>Total</b> \$102.70
Refer	5609 GLTC PREMIUM PAYMENTS		Ck# 023451 8/10/2016	
Cash Payment	G 101-21706 HEALTH INSURANCE	March LTC Insurance		\$102.70
Invoice				
Transaction Date	8/4/2016	Due 0	NORTH STAR CHEC 10100	<b>Total</b> \$102.70
Refer	5610 GLTC PREMIUM PAYMENTS		Ck# 023451 8/10/2016	
Cash Payment	G 101-21706 HEALTH INSURANCE	April LTC Insurance		\$102.70
Invoice				
Transaction Date	8/4/2016	Due 0	NORTH STAR CHEC 10100	<b>Total</b> \$102.70
Refer	5611 GLTC PREMIUM PAYMENTS		Ck# 023451 8/10/2016	
Cash Payment	G 101-21706 HEALTH INSURANCE	May LTC Insurance		\$102.70
Invoice				
Transaction Date	8/4/2016	Due 0	NORTH STAR CHEC 10100	<b>Total</b> \$102.70
Refer	5607 GLTC PREMIUM PAYMENTS		Ck# 023451 8/10/2016	
Cash Payment	G 101-21706 HEALTH INSURANCE	January LTC Insurance		\$102.70
Invoice		8/1/2016		
Transaction Date	8/4/2016	Due 0	NORTH STAR CHEC 10100	<b>Total</b> \$102.70
Refer	5628 GOPHER STATE ONE CALL		Ck# 023452 8/10/2016	
Cash Payment	E 101-43400-386 GOPHER STATE ONE C	July Locates		\$36.45
Invoice	6070501	7/31/2016		
Transaction Date	8/4/2016	Due 0	NORTH STAR CHEC 10100	<b>Total</b> \$36.45
Refer	5629 HOME DEPOT CRC		Ck# 023453 8/10/2016	
Cash Payment	E 201-45600-377 DAY IN THE PARK	DIP Supplies		\$104.48
Invoice	3014096	8/1/2016		
Cash Payment	E 101-41200-442 MISCELLANEOUS	Late fees		\$29.69
Invoice	3014096	8/1/2016		
Transaction Date	8/4/2016	Due 0	NORTH STAR CHEC 10100	<b>Total</b> \$134.17
Refer	5638 LILLIE SUBURBAN NEWS		Ck# 023454 8/10/2016	
Cash Payment	E 101-41100-352 PUBLIC INFORMATION	Ord. No. 16-03		\$66.00
Invoice				
Cash Payment	E 101-41500-352 PUBLIC INFORMATION	Notice- Gen. Elec.		\$150.48
Invoice				
Transaction Date	8/5/2016	Due 0	NORTH STAR CHEC 10100	<b>Total</b> \$216.48
Refer	5623 MET COUNCIL ENVIRONMENTAL S		Ck# 023455 8/10/2016	

CITY OF LAUDERDALE

08/05/16 2:19 PM

Page 3

Payments

Current Period: AUGUST 2016

Cash Payment	E 601-49000-387 WATER TREATMENT S	September Wastewater Treatment		\$11,602.32
Invoice	0001058247	8/2/2016		
Transaction Date	8/4/2016	Due 0	NORTH STAR CHEC 10100	<b>Total</b> \$11,602.32
Refer	5642 MN DEPT OF LABOR AND INDUST Ck# 023456 8/10/2016			
Cash Payment	E 101-43400-443 SURCHARGE REPORT	2Q2016 Surcharge Report		\$244.95
Invoice	25348123025	7/28/2016		
Transaction Date	8/5/2016	Due 0	NORTH STAR CHEC 10100	<b>Total</b> \$244.95
Refer	5647 NORTH STAR BANK CREDIT CARD Ck# 023457 8/10/2016			
Cash Payment	E 201-45600-377 DAY IN THE PARK	DIP Candy		\$69.33
Invoice		8/1/2016		
Cash Payment	E 201-45600-377 DAY IN THE PARK	DIP Prizes		\$138.66
Invoice		8/1/2016		
Cash Payment	E 201-45600-377 DAY IN THE PARK	DIP Banner		\$47.27
Invoice		8/1/2016		
Transaction Date	8/5/2016	Due 0	NORTH STAR CHEC 10100	<b>Total</b> \$255.26
Refer	5645 ON SITE SANITATION Ck# 023458 8/10/2016			
Cash Payment	E 101-45200-427 PORTA POTTY RENTAL	Porta Potty		\$188.00
Invoice	0000286732	7/25/2016		
Transaction Date	8/5/2016	Due 0	NORTH STAR CHEC 10100	<b>Total</b> \$188.00
Refer	5605 POSTMASTER - STAMPS Ck# 023459 8/10/2016			
Cash Payment	E 101-41200-203 POSTAGE	stamps		\$94.00
Invoice				
Cash Payment	E 101-43400-203 POSTAGE	stamps		\$47.00
Invoice				
Transaction Date	8/3/2016	Due 0	NORTH STAR CHEC 10100	<b>Total</b> \$141.00
Refer	5648 PREMIUM WATERS, INC Ck# 023460 8/10/2016			
Cash Payment	E 101-41200-208 WATER DELIVERY	July Water Delivery		\$38.65
Invoice	619861-07-16	7/31/2016		
Transaction Date	8/5/2016	Due 0	NORTH STAR CHEC 10100	<b>Total</b> \$38.65
Refer	5624 RAMSEY COUNTY, PROP REC & R Ck# 023461 8/10/2016			
Cash Payment	E 101-42100-442 MISCELLANEOUS	July Fleet Support		\$6.24
Invoice	EMCOM-005358	8/2/2016		
Transaction Date	8/4/2016	Due 0	NORTH STAR CHEC 10100	<b>Total</b> \$6.24
Refer	5625 RAMSEY COUNTY, PROP REC & R Ck# 023461 8/10/2016			
Cash Payment	E 101-42100-318 911 DISPATCH	CAD Services		\$254.03
Invoice	EMCOM-005372	8/2/2016		
Transaction Date	8/4/2016	Due 0	NORTH STAR CHEC 10100	<b>Total</b> \$254.03
Refer	5626 RAMSEY COUNTY, PROP REC & R Ck# 023461 8/10/2016			
Cash Payment	E 101-42100-318 911 DISPATCH	911 Dispatch		\$1,177.13
Invoice	EMCOM-005387	8/2/2016		
Transaction Date	8/4/2016	Due 0	NORTH STAR CHEC 10100	<b>Total</b> \$1,177.13
Refer	5649 RAMSEY COUNTY, PROP REC & R Ck# 023461 8/10/2016			
Cash Payment	G 101-21706 HEALTH INSURANCE	Health Insurance		\$417.55
Invoice	RISK-001800	8/1/2016		
Cash Payment	E 101-41200-355 PRINTING SERVICES	Health Insurance		\$25.00
Invoice	RISK-001800	8/1/2016		

CITY OF LAUDERDALE

08/05/16 2:19 PM

Page 4

Payments

Current Period: AUGUST 2016

Transaction Date	8/5/2016	Due 0	NORTH STAR CHEC 10100	<b>Total</b>	\$442.55
Refer	5614 ST PAUL REGIONAL WATER SERV		Ck# 023462 8/10/2016		
Cash Payment	E 101-43000-382 WATER UTILITIES		1891 Walnut		\$56.74
Invoice	8/2/2016				
Transaction Date	8/4/2016	Due 0	NORTH STAR CHEC 10100	<b>Total</b>	\$56.74
Refer	5617 ST PAUL REGIONAL WATER SERV		Ck# 023462 8/10/2016		
Cash Payment	E 101-45200-382 WATER UTILITIES		1885 Fulham		\$44.68
Invoice	8/2/2016				
Transaction Date	8/4/2016	Due 0	NORTH STAR CHEC 10100	<b>Total</b>	\$44.68
Refer	5618 ST PAUL REGIONAL WATER SERV		Ck# 023462 8/10/2016		
Cash Payment	E 601-49000-382 WATER UTILITIES		1915 Walnut		\$23.65
Invoice	8/2/2016				
Transaction Date	8/4/2016	Due 0	NORTH STAR CHEC 10100	<b>Total</b>	\$23.65
Refer	5619 ST PAUL REGIONAL WATER SERV		Ck# 023462 8/10/2016		
Cash Payment	E 101-43000-382 WATER UTILITIES		1821 Eustis		\$16.59
Invoice	8/2/2016				
Transaction Date	8/4/2016	Due 0	NORTH STAR CHEC 10100	<b>Total</b>	\$16.59
Refer	5620 ST PAUL REGIONAL WATER SERV		Ck# 023462 8/10/2016		
Cash Payment	E 101-43000-382 WATER UTILITIES		2430 Larpenteur		\$39.09
Invoice	8/2/2016				
Transaction Date	8/4/2016	Due 0	NORTH STAR CHEC 10100	<b>Total</b>	\$39.09
Refer	5640 STANTEC		Ck# 023463 8/10/2016		
Cash Payment	E 602-49100-304 ENGINEERING		LSWMP Update		\$556.00
Invoice	1075440	7/18/2016			
Transaction Date	8/5/2016	Due 0	NORTH STAR CHEC 10100	<b>Total</b>	\$556.00
Refer	5641 STANTEC		Ck# 023463 8/10/2016		
Cash Payment	E 401-48401-304 ENGINEERING		Seal Coating Project		\$5,521.82
Invoice	1075442	7/19/2016			
Transaction Date	8/5/2016	Due 0	NORTH STAR CHEC 10100	<b>Total</b>	\$5,521.82
Refer	5627 WASTE MANAGEMENT		Ck# 023464 8/10/2016		
Cash Payment	E 101-43000-384 REFUSE DISPOSAL		August Public Works		\$270.43
Invoice	7436306-0500-9	8/1/2016			
Transaction Date	8/4/2016	Due 0	NORTH STAR CHEC 10100	<b>Total</b>	\$270.43
Refer	5635 XCEL ENERGY, 2430 LARPENTEU		Ck# 023465 8/10/2016		
Cash Payment	E 101-43000-381 ELECTRIC UTILITIES		2430 Larpenteur		\$8.99
Invoice	510867204	7/29/2016			
Transaction Date	8/5/2016	Due 0	NORTH STAR CHEC 10100	<b>Total</b>	\$8.99
Refer	5631 XCEL ENERGY, CITY HALL		Ck# 023466 8/10/2016		
Cash Payment	E 101-43000-381 ELECTRIC UTILITIES		1821 Eustis		\$15.51
Invoice	510852276	7/29/2016			
Cash Payment	E 101-43000-383 GAS UTILITIES		1821 Eustis		\$9.64
Invoice	510852276	7/29/2016			
Transaction Date	8/5/2016	Due 0	NORTH STAR CHEC 10100	<b>Total</b>	\$25.15
Refer	5633 XCEL ENERGY, CITY HALL		Ck# 023466 8/10/2016		

CITY OF LAUDERDALE

08/05/16 2:19 PM

Page 5

Payments

Current Period: AUGUST 2016

Cash Payment	E 101-43000-381 ELECTRIC UTILITIES	Larpenteur Avenue Lights		\$199.29
Invoice	510760812	7/29/2016		
Cash Payment	E 101-43000-383 GAS UTILITIES	Larpenteur Avenue Lights		\$25.50
Invoice	510760812	7/29/2016		
Transaction Date	8/5/2016	Due 0	NORTH STAR CHEC 10100	<b>Total</b> \$224.79
Refer	5632 XCEL ENERGY, STREET LIGHTING Ck# 023467 8/10/2016			
Cash Payment	E 101-43000-380 STREET LIGHTING	Bridge Lights		\$33.48
Invoice	510816900	7/29/2016		
Transaction Date	8/5/2016	Due 0	NORTH STAR CHEC 10100	<b>Total</b> \$33.48
Refer	5634 XCEL ENERGY, STREET LIGHTING Ck# 023467 8/10/2016			
Cash Payment	E 101-43000-380 STREET LIGHTING	Bridge Lights		\$35.48
Invoice	510838658	7/29/2016		
Transaction Date	8/5/2016	Due 0	NORTH STAR CHEC 10100	<b>Total</b> \$35.48

Fund Summary

	10100 NORTH STAR CHECKING	
602 STORM SEWER ENTERPRISE FUND		\$595.84
601 SEWER UTILITIES		\$11,665.81
414 DEVELOPMENT		\$2,560.00
401 CAPITAL IMPROVEMENT STREETS		\$5,521.82
203 RECYCLING		\$2,128.55
201 COMMUNITY EVENTS		\$359.74
101 GENERAL		\$66,143.76
		<b>\$88,975.52</b>

Pre-Written Checks	\$88,975.52
Checks to be Generated by the Computer	\$0.00
<b>Total</b>	<b>\$88,975.52</b>






**LAUDERDALE COUNCIL  
ACTION FORM**

**Action Requested**

Consent                      X    
Public Hearing                       
Discussion                           
Action                                 
Resolution                           
Work Session                      

Meeting Date            August 10, 2016  
ITEM NUMBER           June Financial Report  
STAFF INITIAL             
APPROVED BY ADMINISTRATOR

**DESCRIPTION OF ISSUE AND PAST COUNCIL ACTION:**

Every month I provide the Council with an updated copy of the city's finances. Following are the revenue, expense, and cash balance reports for June 2016.

**OPTIONS:**

**STAFF RECOMMENDATION:**

By approving the consent agenda, the Council acknowledges the city's financial report for June 2016.

**COUNCIL ACTION:**

CITY OF LAUDERDALE

08/01/16 8:33 AM

Page 1

Cash Balances

Current Period: JUNE 2016

FUND Descr	Account	MTD Debit	MTD Credit	Current Balance
<b>CASH</b>				
GENERAL	G 101-10100	\$204,972.15	\$90,328.80	-\$2,118,265.48
COMMUNITY EVENTS	G 201-10100	\$1,019.83	\$948.00	\$11,209.84
COMMUNICATIONS	G 202-10100	\$0.00	\$411.46	-\$3,386.43
RECYCLING	G 203-10100	\$20,235.71	\$3,595.16	\$103,214.64
CAPITAL IMPROVEMENT STREETS	G 401-10100	\$305.37	\$0.00	\$587,501.90
CAPITAL IMPROVEMENTS	G 402-10100	\$30.44	\$0.00	\$58,554.92
CAPITAL IMPROVE STORM WATER	G 403-10100	\$95.19	\$0.00	\$183,136.52
PARK IMPROVEMENT	G 404-10100	\$144.26	\$0.00	\$277,546.40
TIF-PROJECTS	G 405-10100	\$49,767.32	\$0.00	\$49,767.32
SEWER IMPROVEMENT	G 407-10100	\$332.83	\$0.00	\$640,323.49
DEVELOPMENT	G 414-10100	\$20.21	\$0.00	\$38,872.14
HOUSING REDEVELOPMENT	G 415-10100	\$0.00	\$0.00	-\$885.00
SEWER UTILITIES	G 601-10100	\$45,338.86	\$20,198.54	\$377,143.13
STORM SEWER ENTERPRISE FUND	G 602-10100	\$12,785.77	\$6,518.66	\$138,069.30
<b>Total CASH</b>		<b>\$335,047.94</b>	<b>\$122,000.62</b>	<b>\$342,802.69</b>
<b>PETTY CASH</b>				
GENERAL	G 101-10200	\$0.00	\$0.00	\$400.00
<b>Total PETTY CASH</b>		<b>\$0.00</b>	<b>\$0.00</b>	<b>\$400.00</b>
<b>INVESTMENTS</b>				
GENERAL	G 101-10400	\$1,515.20	\$0.00	\$2,567,997.21
<b>Total INVESTMENTS</b>		<b>\$1,515.20</b>	<b>\$0.00</b>	<b>\$2,567,997.21</b>
<b>Grand Total</b>		<b>\$336,563.14</b>	<b>\$122,000.62</b>	<b>\$2,911,199.90</b>

CITY OF LAUDERDALE

08/01/16 8:34 AM

Page 1

\*Revenue Guideline©

Current Period: JUNE 2016

		2016 YTD Budget	2016 YTD Amt	JUNE MTD Amt	2016 YTD Balance	% of YTD Budget
<b>GENERAL</b>						
Active	R 101-31010 CURRENT AD VALORE	\$560,404.00	\$132,692.93	\$132,692.94	\$427,711.07	23.68%
Active	R 101-31020 DELINQUENT AD VALO	\$0.00	\$2,336.93	\$2,336.93	-\$2,336.93	0.00%
Active	R 101-31030 FORFEITED TAX SALES	\$0.00	\$0.00	\$0.00	\$0.00	0.00%
Active	R 101-31040 FISCAL DISPARITIES	\$116,157.00	\$58,996.92	\$58,996.92	\$57,160.08	50.79%
Active	R 101-31055 EXCESS TAX INCREME	\$0.00	\$0.00	\$0.00	\$0.00	0.00%
Active	R 101-31910 PENALTIES AND INTER	\$0.00	\$157.35	\$157.35	-\$157.35	0.00%
Active	R 101-32000 LICENSE AND PERMITS	\$0.00	\$0.00	\$0.00	\$0.00	0.00%
Active	R 101-32110 3.2 ALCOHOL LICENSE	\$150.00	\$0.00	\$0.00	\$150.00	0.00%
Active	R 101-32120 CIGARETTE LICENSE	\$400.00	\$0.00	\$0.00	\$400.00	0.00%
Active	R 101-32130 GARBAGE HAULERS LI	\$1,400.00	\$1,500.00	\$0.00	-\$100.00	107.14%
Active	R 101-32140 HEATING/AC LICENSE	\$600.00	\$500.00	\$100.00	\$100.00	83.33%
Active	R 101-32150 TREE COMPANIES LIC	\$400.00	\$150.00	\$0.00	\$250.00	37.50%
Active	R 101-32180 RENTAL HOUSING LICE	\$6,000.00	\$342.00	\$64.00	\$5,658.00	5.70%
Active	R 101-32210 BUILDING PERMITS	\$13,500.00	\$7,241.90	\$3,627.25	\$6,258.10	53.64%
Active	R 101-32211 ZONING PERMIT APPLI	\$1,000.00	\$200.00	\$150.00	\$800.00	20.00%
Active	R 101-32225 PLAN REVIEW FEE	\$3,500.00	\$2,130.32	\$1,336.08	\$1,369.68	60.87%
Active	R 101-32230 PLUMBING PERMITS	\$2,000.00	\$3,609.25	\$96.00	-\$1,609.25	180.46%
Active	R 101-32240 ANIMAL LICENSES	\$150.00	\$90.00	\$10.00	\$60.00	60.00%
Active	R 101-32270 HEATING A/C PERMIT	\$1,500.00	\$635.00	\$141.00	\$865.00	42.33%
Active	R 101-32280 STREET EXCAVATION	\$0.00	\$0.00	\$0.00	\$0.00	0.00%
Active	R 101-33401 LOCAL GOVERNMENT	\$537,502.00	\$0.00	\$0.00	\$537,502.00	0.00%
Active	R 101-33402 HOMESTEAD CREDIT	\$0.00	\$0.00	\$0.00	\$0.00	0.00%
Active	R 101-33405 PERA RATE INCREASE	\$1,198.00	\$0.00	\$0.00	\$1,198.00	0.00%
Active	R 101-33406 MARKET VAL HOM CRE	\$0.00	\$0.00	\$0.00	\$0.00	0.00%
Active	R 101-33623 MET COUNCIL - LIV CO	\$0.00	\$0.00	\$0.00	\$0.00	0.00%
Active	R 101-33624 LIVABLE COMMUNITIE	\$0.00	\$0.00	\$0.00	\$0.00	0.00%
Active	R 101-34101 CITY HALL/PARK RENT	\$7,500.00	\$3,802.25	\$507.25	\$3,697.75	50.70%
Active	R 101-34103 ADMINISTRATIVE FEE	\$0.00	\$0.00	\$0.00	\$0.00	0.00%
Active	R 101-34105 SALE OF PUBLICATION	\$0.00	\$0.00	\$0.00	\$0.00	0.00%
Active	R 101-34107 ASSESSMENT SEARCH	\$0.00	\$0.00	\$0.00	\$0.00	0.00%
Active	R 101-34109 COPIES	\$50.00	\$7.75	\$0.00	\$42.25	15.50%
Active	R 101-34111 LEGAL FEES	\$0.00	\$0.00	\$0.00	\$0.00	0.00%
Active	R 101-34112 CONDITIONAL USE PE	\$0.00	\$0.00	\$0.00	\$0.00	0.00%
Active	R 101-34113 ZONING AMENDMENT	\$0.00	\$0.00	\$0.00	\$0.00	0.00%
Active	R 101-34114 ADVERTISING SALES	\$0.00	\$0.00	\$0.00	\$0.00	0.00%
Active	R 101-34115 GENERAL GOVERNME	\$0.00	\$0.00	\$0.00	\$0.00	0.00%
Active	R 101-34116 ENGINEERING FEES	\$0.00	\$0.00	\$0.00	\$0.00	0.00%
Active	R 101-34201 FALSE SECURITY ALAR	\$0.00	\$0.00	\$0.00	\$0.00	0.00%
Active	R 101-34202 FALSE FIRE ALARM - FI	\$0.00	\$0.00	\$0.00	\$0.00	0.00%
Active	R 101-34203 FIRE INSPECTION FEE	\$600.00	\$105.00	\$0.00	\$495.00	17.50%
Active	R 101-34205 FIRE CALL REIMBURSE	\$0.00	\$0.00	\$0.00	\$0.00	0.00%
Active	R 101-35101 COURT FINES	\$45,000.00	\$20,951.59	\$3,143.01	\$24,048.41	46.56%
Active	R 101-35104 OTHER FINES	\$0.00	\$0.00	\$0.00	\$0.00	0.00%
Active	R 101-36100 SPECIAL ASSESMENTS	\$0.00	\$181.68	\$181.68	-\$181.68	0.00%
Active	R 101-36101 SPECIAL ASSESSMENT	\$0.00	\$0.00	\$0.00	\$0.00	0.00%
Active	R 101-36102 PENALTIES & INTERES	\$0.00	\$452.12	\$452.12	-\$452.12	0.00%
Active	R 101-36103 TREE REMOVAL	\$0.00	\$0.00	\$0.00	\$0.00	0.00%
Active	R 101-36200 MISCELLANEOUS REV	\$0.00	\$15.50	\$0.00	-\$15.50	0.00%
Active	R 101-36211 INVESTMENT INTERES	\$2,100.00	\$1,683.13	\$233.75	\$416.87	80.15%
Active	R 101-36230 DONATIONS	\$0.00	\$0.00	\$0.00	\$0.00	0.00%

CITY OF LAUDERDALE

08/01/16 8:34 AM

Page 2

\*Revenue Guideline©

Current Period: JUNE 2016

		2016 YTD Budget	2016- YTD Amt	JUNE MTD Amt	2016 YTD Balance	% of YTD Budget
Active	R 101-36231 DOG PARK DONATION	\$0.00	\$560.63	\$535.63	-\$560.63	0.00%
Active	R 101-36240 SURCHARGES	\$500.00	\$363.69	\$206.32	\$136.31	72.74%
Active	R 101-36250 REFUNDS & REIMBURS	\$0.00	\$0.00	\$0.00	\$0.00	0.00%
Active	R 101-36252 LMC INSURANCE REFU	\$0.00	\$0.00	\$0.00	\$0.00	0.00%
In-Active	R 101-36255 MISCELLANEOUS	\$0.00	\$0.00	\$0.00	\$0.00	0.00%
Active	R 101-39101 SALES CAPITAL ASSET	\$0.00	\$0.00	\$0.00	\$0.00	0.00%
Active	R 101-39200 INTERFUND OPERATIN	\$0.00	\$0.00	\$0.00	\$0.00	0.00%
Active	R 101-39999 PRIOR PERIOD ADJUS	\$0.00	\$0.00	\$0.00	\$0.00	0.00%
<b>Total GENERAL</b>		<b>\$1,301,611.00</b>	<b>\$238,705.94</b>	<b>\$204,968.23</b>	<b>\$1,062,905.06</b>	<b>18.34%</b>
<b>COMMUNITY EVENTS</b>						
Active	R 201-34785 PARK EVENTS	\$0.00	\$0.00	\$0.00	\$0.00	0.00%
Active	R 201-34786 WINTER EVENT	\$0.00	\$0.00	\$0.00	\$0.00	0.00%
Active	R 201-34787 GARAGE SALE	\$75.00	\$75.00	\$0.00	\$0.00	100.00%
Active	R 201-34788 DAY IN THE PARK	\$2,000.00	\$700.00	\$700.00	\$1,300.00	35.00%
Active	R 201-34789 MUSIC UNDER THE TR	\$0.00	\$0.00	\$0.00	\$0.00	0.00%
In-Active	R 201-34790 MUGS	\$0.00	\$0.00	\$0.00	\$0.00	0.00%
Active	R 201-34791 POP SALES	\$0.00	\$0.00	\$0.00	\$0.00	0.00%
Active	R 201-34792 MERCHANDISE SALES	\$100.00	\$146.00	\$14.00	-\$46.00	146.00%
Active	R 201-34793 FUN RUN/WALK	\$400.00	\$302.00	\$300.00	\$98.00	75.50%
Active	R 201-34794 NATIONAL NIGHT OUT	\$0.00	\$0.00	\$0.00	\$0.00	0.00%
Active	R 201-34795 HALLOWEEN DONATIO	\$1,000.00	\$0.00	\$0.00	\$1,000.00	0.00%
Active	R 201-36211 INVESTMENT INTERES	\$25.00	\$47.48	\$5.83	-\$22.48	189.92%
Active	R 201-36230 DONATIONS	\$0.00	\$0.00	\$0.00	\$0.00	0.00%
Active	R 201-36250 REFUNDS & REIMBURS	\$0.00	\$0.00	\$0.00	\$0.00	0.00%
Active	R 201-36255 MISCELLANEOUS	\$0.00	\$116.70	\$0.00	-\$116.70	0.00%
Active	R 201-39200 INTERFUND OPERATIN	\$0.00	\$0.00	\$0.00	\$0.00	0.00%
Active	R 201-39201 TRANFER FROM GENE	\$0.00	\$0.00	\$0.00	\$0.00	0.00%
<b>Total COMMUNITY EVENTS</b>		<b>\$3,600.00</b>	<b>\$1,387.18</b>	<b>\$1,019.83</b>	<b>\$2,212.82</b>	<b>38.53%</b>
<b>COMMUNICATIONS</b>						
Active	R 202-33600 GRANTS & AID FROM L	\$0.00	\$0.00	\$0.00	\$0.00	0.00%
Active	R 202-36211 INVESTMENT INTERES	\$25.00	\$0.81	\$0.00	\$24.19	3.24%
Active	R 202-36250 REFUNDS & REIMBURS	\$0.00	\$0.00	\$0.00	\$0.00	0.00%
Active	R 202-36253 CABLE FRANCHISE RE	\$20,000.00	\$5,297.39	\$0.00	\$14,702.61	26.49%
Active	R 202-36255 MISCELLANEOUS	\$0.00	\$0.00	\$0.00	\$0.00	0.00%
<b>Total COMMUNICATIONS</b>		<b>\$20,025.00</b>	<b>\$5,298.20</b>	<b>\$0.00</b>	<b>\$14,726.80</b>	<b>26.46%</b>
<b>RECYCLING</b>						
Active	R 203-33621 METROPOLITAN COUN	\$0.00	\$0.00	\$0.00	\$0.00	0.00%
Active	R 203-33622 COUNTY GRANTS	\$5,977.00	\$0.00	\$0.00	\$5,977.00	0.00%
Active	R 203-36100 SPECIAL ASSESMENTS	\$35,000.00	\$20,128.58	\$20,129.13	\$14,871.42	57.51%
Active	R 203-36101 SPECIAL ASSESSMENT	\$0.00	\$0.00	\$0.00	\$0.00	0.00%
Active	R 203-36102 PENALTIES & INTERES	\$0.00	\$53.13	\$52.93	-\$53.13	0.00%
Active	R 203-36211 INVESTMENT INTERES	\$400.00	\$395.98	\$53.65	\$4.02	99.00%
Active	R 203-36250 REFUNDS & REIMBURS	\$0.00	\$0.00	\$0.00	\$0.00	0.00%
Active	R 203-36255 MISCELLANEOUS	\$0.00	\$0.00	\$0.00	\$0.00	0.00%
Active	R 203-39200 INTERFUND OPERATIN	\$0.00	\$0.00	\$0.00	\$0.00	0.00%
<b>Total RECYCLING</b>		<b>\$41,377.00</b>	<b>\$20,577.69</b>	<b>\$20,235.71</b>	<b>\$20,799.31</b>	<b>49.73%</b>
<b>TAX INCREMENT DEBT SERVICE</b>						
Active	R 301-31040 FISCAL DISPARITIES	\$0.00	\$0.00	\$0.00	\$0.00	0.00%
Active	R 301-31050 TAX INCREMENT	\$0.00	\$0.00	\$0.00	\$0.00	0.00%
Active	R 301-31051 DELINQUENT TAX INCR	\$0.00	\$0.00	\$0.00	\$0.00	0.00%
Active	R 301-33402 HOMESTEAD CREDIT	\$0.00	\$0.00	\$0.00	\$0.00	0.00%

CITY OF LAUDERDALE

08/01/16 8:34 AM

\*Revenue Guideline©

Page 3

Current Period: JUNE 2016

		2016	2016	JUNE	2016	% of YTD
		YTD Budget	YTD Amt	MTD Amt	YTD Balance	Budget
Active	R 301-33406 MARKET VAL HOM CRE	\$0.00	\$0.00	\$0.00	\$0.00	0.00%
Active	R 301-36100 SPECIAL ASSESMENTS	\$0.00	\$0.00	\$0.00	\$0.00	0.00%
Active	R 301-36211 INVESTMENT INTERES	\$0.00	\$0.00	\$0.00	\$0.00	0.00%
Active	R 301-39200 INTERFUND OPERATIN	\$0.00	\$0.00	\$0.00	\$0.00	0.00%
Active	R 301-39205 TRANS FROM TIF PROJ	\$0.00	\$0.00	\$0.00	\$0.00	0.00%
Active	R 301-39999 PRIOR PERIOD ADJUS	\$0.00	\$0.00	\$0.00	\$0.00	0.00%
<b>Total TAX INCREMENT DEBT SERVICE</b>		\$0.00	\$0.00	\$0.00	\$0.00	0.00%
<b>00 ST/UTIL IMP DEBT SERVICE</b>						
Active	R 302-36100 SPECIAL ASSESMENTS	\$0.00	\$0.00	\$0.00	\$0.00	0.00%
Active	R 302-36102 PENALTIES & INTERES	\$0.00	\$0.00	\$0.00	\$0.00	0.00%
Active	R 302-36211 INVESTMENT INTERES	\$0.00	\$0.00	\$0.00	\$0.00	0.00%
Active	R 302-36250 REFUNDS & REIMBURS	\$0.00	\$0.00	\$0.00	\$0.00	0.00%
Active	R 302-39200 INTERFUND OPERATIN	\$0.00	\$0.00	\$0.00	\$0.00	0.00%
Active	R 302-39310 GENERAL OBLIGATION	\$0.00	\$0.00	\$0.00	\$0.00	0.00%
<b>Total 00 ST/UTIL IMP DEBT SERVICE</b>		\$0.00	\$0.00	\$0.00	\$0.00	0.00%
<b>02 ST/UTIL IMP DEBT SERVICE</b>						
Active	R 303-36100 SPECIAL ASSESMENTS	\$0.00	\$0.00	\$0.00	\$0.00	0.00%
Active	R 303-36102 PENALTIES & INTERES	\$0.00	\$0.00	\$0.00	\$0.00	0.00%
Active	R 303-36211 INVESTMENT INTERES	\$0.00	\$0.00	\$0.00	\$0.00	0.00%
Active	R 303-39200 INTERFUND OPERATIN	\$0.00	\$0.00	\$0.00	\$0.00	0.00%
Active	R 303-39310 GENERAL OBLIGATION	\$0.00	\$0.00	\$0.00	\$0.00	0.00%
<b>Total 02 ST/UTIL IMP DEBT SERVICE</b>		\$0.00	\$0.00	\$0.00	\$0.00	0.00%
<b>03 ST/UTIL IMP DEBT SERVICE</b>						
Active	R 304-36100 SPECIAL ASSESMENTS	\$0.00	\$0.00	\$0.00	\$0.00	0.00%
Active	R 304-36102 PENALTIES & INTERES	\$0.00	\$0.00	\$0.00	\$0.00	0.00%
Active	R 304-36211 INVESTMENT INTERES	\$0.00	\$0.00	\$0.00	\$0.00	0.00%
Active	R 304-39200 INTERFUND OPERATIN	\$0.00	\$0.00	\$0.00	\$0.00	0.00%
Active	R 304-39310 GENERAL OBLIGATION	\$0.00	\$0.00	\$0.00	\$0.00	0.00%
<b>Total 03 ST/UTIL IMP DEBT SERVICE</b>		\$0.00	\$0.00	\$0.00	\$0.00	0.00%
<b>CAPITAL IMPROVEMENT STREETS</b>						
Active	R 401-33431 SMALL CITIES ASSISTA	\$0.00	\$0.00	\$0.00	\$0.00	0.00%
Active	R 401-36100 SPECIAL ASSESMENTS	\$0.00	\$0.00	\$0.00	\$0.00	0.00%
Active	R 401-36102 PENALTIES & INTERES	\$0.00	\$0.00	\$0.00	\$0.00	0.00%
Active	R 401-36200 MISCELLANEOUS REV	\$0.00	\$134.67	\$0.00	-\$134.67	0.00%
Active	R 401-36211 INVESTMENT INTERES	\$2,000.00	\$2,541.49	\$305.37	-\$541.49	127.07%
Active	R 401-39200 INTERFUND OPERATIN	\$0.00	\$0.00	\$0.00	\$0.00	0.00%
Active	R 401-39201 TRANFER FROM GENE	\$0.00	\$0.00	\$0.00	\$0.00	0.00%
Active	R 401-39999 PRIOR PERIOD ADJUS	\$0.00	\$0.00	\$0.00	\$0.00	0.00%
<b>Total CAPITAL IMPROVEMENT STREETS</b>		\$2,000.00	\$2,676.16	\$305.37	-\$676.16	133.81%
<b>CAPITAL IMPROVEMENTS</b>						
Active	R 402-36211 INVESTMENT INTERES	\$0.00	\$274.13	\$30.44	-\$274.13	0.00%
Active	R 402-36250 REFUNDS & REIMBURS	\$0.00	\$0.00	\$0.00	\$0.00	0.00%
Active	R 402-39101 SALES CAPITAL ASSET	\$0.00	\$0.00	\$0.00	\$0.00	0.00%
Active	R 402-39200 INTERFUND OPERATIN	\$0.00	\$0.00	\$0.00	\$0.00	0.00%
Active	R 402-39201 TRANFER FROM GENE	\$0.00	\$0.00	\$0.00	\$0.00	0.00%
Active	R 402-39999 PRIOR PERIOD ADJUS	\$0.00	\$0.00	\$0.00	\$0.00	0.00%
<b>Total CAPITAL IMPROVEMENTS</b>		\$0.00	\$274.13	\$30.44	-\$274.13	0.00%
<b>CAPITAL IMPROVE STORM WATER</b>						
Active	R 403-36211 INVESTMENT INTERES	\$0.00	\$788.34	\$95.19	-\$788.34	0.00%
Active	R 403-36250 REFUNDS & REIMBURS	\$0.00	\$0.00	\$0.00	\$0.00	0.00%
Active	R 403-37230 PENALTIES	\$0.00	\$0.00	\$0.00	\$0.00	0.00%

CITY OF LAUDERDALE

08/01/16 8:34 AM

Page 4

\*Revenue Guideline©

Current Period: JUNE 2016

		2016	2016	JUNE	2016	% of YTD
		YTD Budget	YTD Amt	MTD Amt	YTD Balance	Budget
Active	R 403-37300 STORM SEWER FEE	\$0.00	\$0.00	\$0.00	\$0.00	0.00%
Active	R 403-39200 INTERFUND OPERATIN	\$0.00	\$0.00	\$0.00	\$0.00	0.00%
Active	R 403-39201 TRANSFER FROM GENE	\$0.00	\$0.00	\$0.00	\$0.00	0.00%
Active	R 403-39999 PRIOR PERIOD ADJUS	\$0.00	\$0.00	\$0.00	\$0.00	0.00%
<b>Total CAPITAL IMPROVE STORM WATER</b>		\$0.00	\$788.34	\$95.19	-\$788.34	0.00%
<b>PARK IMPROVEMENT</b>						
Active	R 404-33130 CDBG/DNR	\$0.00	\$0.00	\$0.00	\$0.00	0.00%
Active	R 404-33400 STATE GRANTS AND AI	\$0.00	\$0.00	\$0.00	\$0.00	0.00%
Active	R 404-36211 INVESTMENT INTERES	\$1,000.00	\$1,194.76	\$144.26	-\$194.76	119.48%
Active	R 404-36230 DONATIONS	\$0.00	\$0.00	\$0.00	\$0.00	0.00%
Active	R 404-36255 MISCELLANEOUS	\$0.00	\$0.00	\$0.00	\$0.00	0.00%
Active	R 404-39200 INTERFUND OPERATIN	\$0.00	\$0.00	\$0.00	\$0.00	0.00%
Active	R 404-39201 TRANSFER FROM GENE	\$0.00	\$0.00	\$0.00	\$0.00	0.00%
Active	R 404-39204 TRANS FROM COMMU	\$0.00	\$0.00	\$0.00	\$0.00	0.00%
Active	R 404-39999 PRIOR PERIOD ADJUS	\$0.00	\$0.00	\$0.00	\$0.00	0.00%
<b>Total PARK IMPROVEMENT</b>		\$1,000.00	\$1,194.76	\$144.26	-\$194.76	119.48%
<b>TIF-PROJECTS</b>						
Active	R 405-31050 TAX INCREMENT	\$0.00	\$0.00	\$0.00	\$0.00	0.00%
Active	R 405-31051 DELINQUENT TAX INCR	\$0.00	\$0.00	\$0.00	\$0.00	0.00%
Active	R 405-33406 MARKET VAL HOM CRE	\$0.00	\$0.00	\$0.00	\$0.00	0.00%
Active	R 405-33419 LARPENTEUR AVE REI	\$0.00	-\$0.55	\$49,741.45	\$0.55	0.00%
Active	R 405-36210 INTEREST EARNINGS	\$0.00	\$0.00	\$0.00	\$0.00	0.00%
Active	R 405-36211 INVESTMENT INTERES	\$0.00	\$25.87	\$25.87	-\$25.87	0.00%
Active	R 405-36255 MISCELLANEOUS	\$0.00	\$0.00	\$0.00	\$0.00	0.00%
Active	R 405-39200 INTERFUND OPERATIN	\$0.00	\$0.00	\$0.00	\$0.00	0.00%
Active	R 405-39207 TRANS FROM DEBT SE	\$0.00	\$0.00	\$0.00	\$0.00	0.00%
Active	R 405-39999 PRIOR PERIOD ADJUS	\$0.00	\$0.00	\$0.00	\$0.00	0.00%
<b>Total TIF-PROJECTS</b>		\$0.00	\$25.32	\$49,767.32	-\$25.32	0.00%
<b>SEWER IMPROVEMENT</b>						
Active	R 407-36200 MISCELLANEOUS REV	\$0.00	\$0.00	\$0.00	\$0.00	0.00%
Active	R 407-36211 INVESTMENT INTERES	\$1,500.00	\$2,771.25	\$332.83	-\$1,271.25	184.75%
Active	R 407-37240 SEWER CONNECTIONS	\$0.00	\$0.00	\$0.00	\$0.00	0.00%
Active	R 407-39200 INTERFUND OPERATIN	\$285,000.00	\$0.00	\$0.00	\$285,000.00	0.00%
<b>Total SEWER IMPROVEMENT</b>		\$286,500.00	\$2,771.25	\$332.83	\$283,728.75	0.97%
<b>WATER UTILITY</b>						
Active	R 409-36211 INVESTMENT INTERES	\$0.00	\$0.00	\$0.00	\$0.00	0.00%
Active	R 409-36251 ST PAUL WATER SURC	\$0.00	\$0.00	\$0.00	\$0.00	0.00%
<b>Total WATER UTILITY</b>		\$0.00	\$0.00	\$0.00	\$0.00	0.00%
<b>02 ST/UTIL CONSTRUCTION</b>						
Active	R 412-36211 INVESTMENT INTERES	\$0.00	\$0.00	\$0.00	\$0.00	0.00%
<b>Total 02 ST/UTIL CONSTRUCTION</b>		\$0.00	\$0.00	\$0.00	\$0.00	0.00%
<b>03 ST/UTIL CONSTRUCTION</b>						
Active	R 413-33000 INTERGOVERNMENTAL	\$0.00	\$0.00	\$0.00	\$0.00	0.00%
Active	R 413-33600 GRANTS & AID FROM L	\$0.00	\$0.00	\$0.00	\$0.00	0.00%
Active	R 413-36100 SPECIAL ASSESMENTS	\$0.00	\$0.00	\$0.00	\$0.00	0.00%
Active	R 413-36211 INVESTMENT INTERES	\$0.00	\$0.00	\$0.00	\$0.00	0.00%
Active	R 413-36250 REFUNDS & REIMBURS	\$0.00	\$0.00	\$0.00	\$0.00	0.00%
Active	R 413-39200 INTERFUND OPERATIN	\$0.00	\$0.00	\$0.00	\$0.00	0.00%
Active	R 413-39310 GENERAL OBLIGATION	\$0.00	\$0.00	\$0.00	\$0.00	0.00%
<b>Total 03 ST/UTIL CONSTRUCTION</b>		\$0.00	\$0.00	\$0.00	\$0.00	0.00%
<b>DEVELOPMENT</b>						

CITY OF LAUDERDALE

08/01/16 8:34 AM

Page 5

\*Revenue Guideline©

Current Period: JUNE 2016

		2016 YTD Budget	2016 YTD Amt	JUNE MTD Amt	2016 YTD Balance	% of YTD Budget
Active	R 414-36211 INVESTMENT INTERES	\$0.00	\$172.61	\$20.21	-\$172.61	0.00%
Active	R 414-36230 DONATIONS	\$0.00	\$0.00	\$0.00	\$0.00	0.00%
Active	R 414-36255 MISCELLANEOUS	\$0.00	\$0.00	\$0.00	\$0.00	0.00%
Active	R 414-39200 INTERFUND OPERATIN	\$38,000.00	\$0.00	\$0.00	\$38,000.00	0.00%
	<b>Total DEVELOPMENT</b>	\$38,000.00	\$172.61	\$20.21	\$37,827.39	0.45%
<b>HOUSING REDEVELOPMENT</b>						
Active	R 415-39200 INTERFUND OPERATIN	\$0.00	\$86,536.93	\$0.00	-\$86,536.93	0.00%
	<b>Total HOUSING REDEVELOPMENT</b>	\$0.00	\$86,536.93	\$0.00	-\$86,536.93	0.00%
<b>SEWER UTILITIES</b>						
Active	R 601-33000 INTERGOVERNMENTAL	\$0.00	\$0.00	\$0.00	\$0.00	0.00%
Active	R 601-36100 SPECIAL ASSESSMENTS	\$0.00	\$0.00	\$0.00	\$0.00	0.00%
Active	R 601-36101 SPECIAL ASSESSMENT	\$0.00	\$0.00	\$0.00	\$0.00	0.00%
Active	R 601-36102 PENALTIES & INTERES	\$0.00	\$0.00	\$0.00	\$0.00	0.00%
Active	R 601-36104 SEWER ASSESSMENT	\$0.00	\$0.00	\$0.00	\$0.00	0.00%
Active	R 601-36211 INVESTMENT INTERES	\$1,800.00	\$1,528.27	\$196.03	\$271.73	84.90%
Active	R 601-36230 DONATIONS	\$0.00	\$0.00	\$0.00	\$0.00	0.00%
Active	R 601-36250 REFUNDS & REIMBURS	\$0.00	\$0.00	\$0.00	\$0.00	0.00%
Active	R 601-36255 MISCELLANEOUS	\$0.00	\$0.00	\$0.00	\$0.00	0.00%
Active	R 601-37210 SEWER SALES AND SE	\$261,282.00	\$143,951.19	\$45,142.83	\$117,330.81	55.09%
Active	R 601-37215 DELINQUENT SEWER R	\$0.00	\$0.00	\$0.00	\$0.00	0.00%
Active	R 601-37230 PENALTIES	\$0.00	\$0.00	\$0.00	\$0.00	0.00%
Active	R 601-37240 SEWER CONNECTIONS	\$0.00	\$0.00	\$0.00	\$0.00	0.00%
Active	R 601-39101 SALES CAPITAL ASSET	\$0.00	\$0.00	\$0.00	\$0.00	0.00%
Active	R 601-39202 CONTRIB FROM ENTER	\$0.00	\$0.00	\$0.00	\$0.00	0.00%
Active	R 601-39999 PRIOR PERIOD ADJUS	\$0.00	\$0.00	\$0.00	\$0.00	0.00%
	<b>Total SEWER UTILITIES</b>	\$263,082.00	\$145,479.46	\$45,338.86	\$117,602.54	55.30%
<b>STORM SEWER ENTERPRISE FUND</b>						
Active	R 602-36211 INVESTMENT INTERES	\$400.00	\$572.84	\$71.77	-\$172.84	143.21%
Active	R 602-37300 STORM SEWER FEE	\$80,000.00	\$48,856.93	\$12,714.00	\$31,143.07	61.07%
Active	R 602-39200 INTERFUND OPERATIN	\$0.00	\$0.00	\$0.00	\$0.00	0.00%
Active	R 602-39999 PRIOR PERIOD ADJUS	\$0.00	\$0.00	\$0.00	\$0.00	0.00%
	<b>Total STORM SEWER ENTERPRISE FUND</b>	\$80,400.00	\$49,429.77	\$12,785.77	\$30,970.23	61.48%
<b>GASB34</b>						
Active	R 999-31010 CURRENT AD VALORE	\$0.00	\$0.00	\$0.00	\$0.00	0.00%
Active	R 999-36100 SPECIAL ASSESSMENTS	\$0.00	\$0.00	\$0.00	\$0.00	0.00%
Active	R 999-39101 SALES CAPITAL ASSET	\$0.00	\$0.00	\$0.00	\$0.00	0.00%
Active	R 999-39202 CONTRIB FROM ENTER	\$0.00	\$0.00	\$0.00	\$0.00	0.00%
Active	R 999-39999 PRIOR PERIOD ADJUS	\$0.00	\$0.00	\$0.00	\$0.00	0.00%
	<b>Total GASB34</b>	\$0.00	\$0.00	\$0.00	\$0.00	0.00%
	<b>Report Total</b>	\$2,037,595.00	\$555,317.74	\$335,044.02	\$1,482,277.26	27.25%





**CITY OF LAUDERDALE**  
**\*Expenditure Guideline©**

08/01/16 8:33 AM

Page 2

Current Period: JUNE 2016

		2016	2016	JUNE	Enc	2016	% of YTD
		YTD Budget	YTD Amt	MTD Amt	Current	YTD Balance	Budget
Active	E 101-41500-101 FULL TIME EMPL	\$10,553.00	\$4,221.68	\$508.48	\$0.00	\$6,331.32	40.00%
Active	E 101-41500-103 PART TIME EMP	\$0.00	\$0.00	\$0.00	\$0.00	\$0.00	0.00%
Active	E 101-41500-104 TEMPORARY EM	\$3,000.00	\$0.00	\$0.00	\$0.00	\$3,000.00	0.00%
Active	E 101-41500-121 PERA CONTRIB	\$791.00	\$299.08	\$36.72	\$0.00	\$491.92	37.81%
Active	E 101-41500-122 FICA/MC CONTR	\$807.00	\$323.11	\$39.07	\$0.00	\$483.89	40.04%
Active	E 101-41500-131 HEALTH INSURA	\$1,710.00	\$544.42	\$47.66	\$0.00	\$1,165.58	31.84%
Active	E 101-41500-133 LIFE INSURANC	\$0.00	\$0.00	\$0.00	\$0.00	\$0.00	0.00%
Active	E 101-41500-151 WORKERS COM	\$101.00	\$0.00	\$0.00	\$0.00	\$101.00	0.00%
Active	E 101-41500-201 GENERAL SUPP	\$600.00	\$0.00	\$0.00	\$0.00	\$600.00	0.00%
Active	E 101-41500-202 PERMANENT SU	\$0.00	\$445.00	\$0.00	\$0.00	-\$445.00	0.00%
Active	E 101-41500-300 LEGAL FEES - P	\$11,100.00	\$4,625.00	\$925.00	\$0.00	\$6,475.00	41.67%
Active	E 101-41500-301 AUDITING	\$14,500.00	\$14,720.00	\$1,220.00	\$0.00	-\$220.00	101.52%
Active	E 101-41500-305 LEGAL FEES - CI	\$11,000.00	\$5,409.00	\$924.00	\$0.00	\$5,591.00	49.17%
Active	E 101-41500-327 OTHER SERVIC	\$568.00	\$0.00	\$0.00	\$0.00	\$568.00	0.00%
Active	E 101-41500-331 TRAVEL EXPEN	\$0.00	\$0.00	\$0.00	\$0.00	\$0.00	0.00%
Active	E 101-41500-352 PUBLIC INFORM	\$300.00	\$0.00	\$0.00	\$0.00	\$300.00	0.00%
Active	E 101-41500-355 PRINTING SERVI	\$0.00	\$0.00	\$0.00	\$0.00	\$0.00	0.00%
Active	E 101-41500-409 OTHER EQUIPM	\$0.00	\$0.00	\$0.00	\$0.00	\$0.00	0.00%
Active	E 101-41500-440 MEETING EXPE	\$0.00	\$0.00	\$0.00	\$0.00	\$0.00	0.00%
Active	E 101-41500-442 MISCELLANEOU	\$0.00	\$0.00	\$0.00	\$0.00	\$0.00	0.00%
Active	E 101-41500-530 FURNITURE & E	\$0.00	\$0.00	\$0.00	\$0.00	\$0.00	0.00%
Active	E 101-41500-539 VOTING MACHIN	\$1,650.00	\$1,491.05	\$0.00	\$0.00	\$158.95	90.37%
Active	E 101-42100-202 PERMANENT SU	\$0.00	\$0.00	\$0.00	\$0.00	\$0.00	0.00%
Active	E 101-42100-318 911 DISPATCH	\$17,174.00	\$7,155.80	\$1,431.16	\$0.00	\$10,018.20	41.67%
Active	E 101-42100-319 POLICE CONTR	\$653,061.00	\$326,512.98	\$54,418.83	\$0.00	\$326,548.02	50.00%
Active	E 101-42100-320 FIRE CONTRACT	\$18,000.00	\$0.00	\$0.00	\$0.00	\$18,000.00	0.00%
Active	E 101-42100-321 FIRE CALLS	\$16,000.00	\$1,601.91	\$0.00	\$0.00	\$14,398.09	10.01%
Active	E 101-42100-322 FIRE FALSE ALA	\$0.00	\$0.00	\$0.00	\$0.00	\$0.00	0.00%
Active	E 101-42100-323 FIRE INSPECTIO	\$600.00	\$0.00	\$0.00	\$0.00	\$600.00	0.00%
Active	E 101-42100-355 PRINTING SERVI	\$0.00	\$0.00	\$0.00	\$0.00	\$0.00	0.00%
Active	E 101-42100-360 INSURANCE	\$0.00	\$0.00	\$0.00	\$0.00	\$0.00	0.00%
Active	E 101-42100-391 TELEPHONE/PA	\$0.00	\$0.00	\$0.00	\$0.00	\$0.00	0.00%
Active	E 101-42100-442 MISCELLANEOU	\$75.00	\$111.76	\$6.24	\$0.00	-\$36.76	149.01%
Active	E 101-42100-530 FURNITURE & E	\$0.00	\$0.00	\$0.00	\$0.00	\$0.00	0.00%
Active	E 101-43000-101 FULL TIME EMPL	\$30,415.00	\$15,190.56	\$2,907.82	\$0.00	\$15,224.44	49.94%
Active	E 101-43000-102 OVERTIME	\$3,000.00	\$0.00	\$0.00	\$0.00	\$3,000.00	0.00%
Active	E 101-43000-104 TEMPORARY EM	\$0.00	\$0.00	\$0.00	\$0.00	\$0.00	0.00%
Active	E 101-43000-121 PERA CONTRIB	\$2,506.00	\$1,106.80	\$185.54	\$0.00	\$1,399.20	44.17%
Active	E 101-43000-122 FICA/MC CONTR	\$2,556.00	\$1,341.13	\$252.22	\$0.00	\$1,214.87	52.47%
Active	E 101-43000-131 HEALTH INSURA	\$5,700.00	\$2,715.32	\$451.82	\$0.00	\$2,984.68	47.64%
Active	E 101-43000-151 WORKERS COM	\$1,537.00	\$0.00	\$0.00	\$0.00	\$1,537.00	0.00%
Active	E 101-43000-202 PERMANENT SU	\$0.00	\$266.76	\$0.00	\$0.00	-\$266.76	0.00%
Active	E 101-43000-212 MOTOR FUELS	\$3,300.00	\$797.96	\$225.25	\$0.00	\$2,502.04	24.18%
Active	E 101-43000-213 LUBRICANTS &	\$0.00	\$84.14	\$0.00	\$0.00	-\$84.14	0.00%
Active	E 101-43000-225 LANDSCAPING	\$0.00	\$0.00	\$0.00	\$0.00	\$0.00	0.00%
Active	E 101-43000-226 SIGNS	\$0.00	\$0.00	\$0.00	\$0.00	\$0.00	0.00%
Active	E 101-43000-227 TOOLS & EQUIP	\$1,000.00	\$532.95	\$0.00	\$0.00	\$467.05	53.30%
Active	E 101-43000-228 REPAIR SUPPLI	\$1,500.00	\$116.43	\$0.00	\$0.00	\$1,383.57	7.76%
Active	E 101-43000-304 ENGINEERING	\$1,000.00	\$0.00	\$0.00	\$0.00	\$1,000.00	0.00%
Active	E 101-43000-308 TRAINING & EDU	\$0.00	\$500.00	\$0.00	\$0.00	-\$500.00	0.00%
Active	E 101-43000-313 SNOW & ICE RE	\$19,000.00	\$6,748.20	\$0.00	\$0.00	\$12,251.80	35.52%

**CITY OF LAUDERDALE**  
**\*Expenditure Guideline©**

08/01/16 8:33 AM

Page 3

Current Period: JUNE 2016

		2016	2016	JUNE	Enc	2016	% of YTD
		YTD Budget	YTD Amt	MTD Amt	Current	YTD Balance	Budget
Active	E 101-43000-314 STREET SWEEP	\$0.00	\$0.00	\$0.00	\$0.00	\$0.00	0.00%
Active	E 101-43000-317 TREE SERVICE	\$7,000.00	\$0.00	\$0.00	\$0.00	\$7,000.00	0.00%
Active	E 101-43000-324 ALLEY REPAIR	\$0.00	\$0.00	\$0.00	\$0.00	\$0.00	0.00%
Active	E 101-43000-327 OTHER SERVIC	\$500.00	\$533.12	\$0.00	\$0.00	-\$33.12	106.62%
Active	E 101-43000-328 STREET REPAIR	\$0.00	\$0.00	\$0.00	\$0.00	\$0.00	0.00%
Active	E 101-43000-331 TRAVEL EXPEN	\$0.00	\$42.71	\$0.00	\$0.00	-\$42.71	0.00%
Active	E 101-43000-333 CLEANING CON	\$1,000.00	\$0.00	\$0.00	\$0.00	\$1,000.00	0.00%
Active	E 101-43000-380 STREET LIGHTI	\$7,000.00	\$3,408.45	\$564.31	\$0.00	\$3,591.55	48.69%
Active	E 101-43000-381 ELECTRIC UTILI	\$3,200.00	\$2,012.62	\$207.50	\$0.00	\$1,187.38	62.89%
Active	E 101-43000-382 WATER UTILITIE	\$200.00	\$209.70	\$0.00	\$0.00	-\$9.70	104.85%
Active	E 101-43000-383 GAS UTILITIES	\$3,500.00	\$1,594.16	\$76.61	\$0.00	\$1,905.84	45.55%
Active	E 101-43000-384 REFUSE DISPOS	\$3,200.00	\$1,736.60	\$236.03	\$0.00	\$1,463.40	54.27%
Active	E 101-43000-391 TELEPHONE/PA	\$500.00	\$195.78	\$32.56	\$0.00	\$304.22	39.16%
Active	E 101-43000-402 CITY TRUCK RE	\$2,000.00	\$1,951.08	\$0.00	\$0.00	\$48.92	97.55%
Active	E 101-43000-426 MACHINERY RE	\$0.00	\$0.00	\$0.00	\$0.00	\$0.00	0.00%
Active	E 101-43000-442 MISCELLANEOU	\$100.00	\$32.00	\$0.00	\$0.00	\$68.00	32.00%
Active	E 101-43000-530 FURNITURE & E	\$0.00	\$0.00	\$0.00	\$0.00	\$0.00	0.00%
Active	E 101-43400-101 FULL TIME EMPL	\$39,463.00	\$17,305.39	\$2,580.49	\$0.00	\$22,157.61	43.85%
Active	E 101-43400-104 TEMPORARY EM	\$0.00	\$0.00	\$0.00	\$0.00	\$0.00	0.00%
Active	E 101-43400-121 PERA CONTRIB	\$2,960.00	\$1,271.52	\$191.43	\$0.00	\$1,688.48	42.96%
Active	E 101-43400-122 FICA/MC CONTR	\$3,019.00	\$1,388.88	\$208.37	\$0.00	\$1,630.12	46.00%
Active	E 101-43400-126 ICMA RETIREME	\$0.00	\$0.00	\$0.00	\$0.00	\$0.00	0.00%
Active	E 101-43400-131 HEALTH INSURA	\$6,840.00	\$2,604.10	\$370.63	\$0.00	\$4,235.90	38.07%
Active	E 101-43400-133 LIFE INSURANC	\$0.00	\$0.00	\$0.00	\$0.00	\$0.00	0.00%
Active	E 101-43400-151 WORKERS COM	\$1,481.00	\$0.00	\$0.00	\$0.00	\$1,481.00	0.00%
Active	E 101-43400-201 GENERAL SUPP	\$0.00	\$0.00	\$0.00	\$0.00	\$0.00	0.00%
Active	E 101-43400-202 PERMANENT SU	\$0.00	\$0.00	\$0.00	\$0.00	\$0.00	0.00%
Active	E 101-43400-203 POSTAGE	\$300.00	\$98.00	\$0.00	\$0.00	\$202.00	32.67%
Active	E 101-43400-306 CONSULTING FE	\$15,000.00	\$0.00	\$0.00	\$0.00	\$15,000.00	0.00%
Active	E 101-43400-308 TRAINING & EDU	\$1,000.00	\$550.00	\$0.00	\$0.00	\$450.00	55.00%
Active	E 101-43400-310 PLUMBING INSP	\$0.00	\$0.00	\$0.00	\$0.00	\$0.00	0.00%
Active	E 101-43400-311 HEATING INSPE	\$0.00	\$0.00	\$0.00	\$0.00	\$0.00	0.00%
Active	E 101-43400-312 BUILDING INSPE	\$2,000.00	\$0.00	\$0.00	\$0.00	\$2,000.00	0.00%
Active	E 101-43400-327 OTHER SERVIC	\$0.00	\$0.00	\$0.00	\$0.00	\$0.00	0.00%
Active	E 101-43400-331 TRAVEL EXPEN	\$0.00	\$0.00	\$0.00	\$0.00	\$0.00	0.00%
Active	E 101-43400-355 PRINTING SERVI	\$0.00	\$0.00	\$0.00	\$0.00	\$0.00	0.00%
Active	E 101-43400-386 GOPHER STATE	\$500.00	\$242.75	\$49.95	\$0.00	\$257.25	48.55%
Active	E 101-43400-388 SAC UNIT CHAR	\$0.00	\$0.00	\$0.00	\$0.00	\$0.00	0.00%
Active	E 101-43400-437 SALES TAX	\$0.00	\$0.00	\$0.00	\$0.00	\$0.00	0.00%
Active	E 101-43400-442 MISCELLANEOU	\$50.00	\$25.00	\$0.00	\$0.00	\$25.00	50.00%
Active	E 101-43400-443 SURCHARGE RE	\$500.00	\$60.51	\$0.00	\$0.00	\$439.49	12.10%
Active	E 101-45200-101 FULL TIME EMPL	\$39,775.00	\$19,598.97	\$3,587.05	\$0.00	\$20,176.03	49.27%
Active	E 101-45200-103 PART TIME EMP	\$0.00	\$0.00	\$0.00	\$0.00	\$0.00	0.00%
Active	E 101-45200-104 TEMPORARY EM	\$6,000.00	\$2,522.50	\$0.00	\$0.00	\$3,477.50	42.04%
Active	E 101-45200-121 PERA CONTRIB	\$3,351.00	\$1,406.88	\$222.03	\$0.00	\$1,944.12	41.98%
Active	E 101-45200-122 FICA/MC CONTR	\$3,877.00	\$1,864.42	\$303.21	\$0.00	\$2,012.58	48.09%
Active	E 101-45200-131 HEALTH INSURA	\$8,550.00	\$3,807.11	\$594.12	\$0.00	\$4,742.89	44.53%
Active	E 101-45200-133 LIFE INSURANC	\$0.00	\$0.00	\$0.00	\$0.00	\$0.00	0.00%
Active	E 101-45200-142 UNEMPLOYMEN	\$0.00	\$171.32	\$0.00	\$0.00	-\$171.32	0.00%
Active	E 101-45200-151 WORKERS COM	\$1,350.00	\$45.78	\$0.00	\$0.00	\$1,304.22	3.39%
Active	E 101-45200-201 GENERAL SUPP	\$250.00	\$114.95	\$0.00	\$0.00	\$135.05	45.98%

**CITY OF LAUDERDALE**  
**\*Expenditure Guideline©**

08/01/16 8:33 AM

Page 4

Current Period: JUNE 2016

		2016	2016	JUNE	Enc	2016	% of YTD
		YTD Budget	YTD Amt	MTD Amt	Current	YTD Balance	Budget
Active	E 101-45200-202 PERMANENT SU	\$200.00	\$117.18	\$0.00	\$0.00	\$82.82	58.59%
Active	E 101-45200-212 MOTOR FUELS	\$0.00	\$0.00	\$0.00	\$0.00	\$0.00	0.00%
Active	E 101-45200-225 LANDSCAPING	\$1,000.00	\$1,057.50	\$1,057.50	\$0.00	-\$57.50	105.75%
Active	E 101-45200-228 REPAIR SUPPLI	\$500.00	\$0.00	\$0.00	\$0.00	\$500.00	0.00%
Active	E 101-45200-317 TREE SERVICE	\$0.00	\$6,070.00	\$0.00	\$0.00	-\$6,070.00	0.00%
Active	E 101-45200-370 PARK & RECREA	\$700.00	\$0.00	\$0.00	\$0.00	\$700.00	0.00%
Active	E 101-45200-371 NON-RESIDENT	\$1,700.00	\$0.00	\$0.00	\$0.00	\$1,700.00	0.00%
Active	E 101-45200-381 ELECTRIC UTILI	\$500.00	\$213.10	\$12.53	\$0.00	\$286.90	42.62%
Active	E 101-45200-382 WATER UTILITIE	\$250.00	\$217.06	\$0.00	\$0.00	\$32.94	86.82%
Active	E 101-45200-383 GAS UTILITIES	\$700.00	\$294.75	\$25.00	\$0.00	\$405.25	42.11%
Active	E 101-45200-384 REFUSE DISPOS	\$0.00	\$0.00	\$0.00	\$0.00	\$0.00	0.00%
Active	E 101-45200-391 TELEPHONE/PA	\$50.00	\$27.64	\$0.00	\$0.00	\$22.36	55.28%
Active	E 101-45200-403 TRACTOR/MOW	\$1,000.00	\$0.00	\$0.00	\$0.00	\$1,000.00	0.00%
Active	E 101-45200-412 WARMING HOUS	\$0.00	\$0.00	\$0.00	\$0.00	\$0.00	0.00%
Active	E 101-45200-427 PORTA POTTY R	\$1,000.00	\$555.39	\$315.00	\$0.00	\$444.61	55.54%
Active	E 101-45200-442 MISCELLANEOU	\$0.00	\$0.00	\$0.00	\$0.00	\$0.00	0.00%
Active	E 101-45200-540 MACHINERY & E	\$0.00	\$0.00	\$0.00	\$0.00	\$0.00	0.00%
Active	E 101-45200-550 OTHER IMPROV	\$0.00	\$0.00	\$0.00	\$0.00	\$0.00	0.00%
Active	E 101-45300-444 CONTINGENCY	\$10,000.00	\$0.00	\$0.00	\$0.00	\$10,000.00	0.00%
Active	E 101-45300-710 OPERATING TR	\$38,000.00	\$0.00	\$0.00	\$0.00	\$38,000.00	0.00%
Active	E 101-45400-710 OPERATING TR	\$0.00	\$0.00	\$0.00	\$0.00	\$0.00	0.00%
Active	E 101-45400-721 OPERATING TR	\$0.00	\$0.00	\$0.00	\$0.00	\$0.00	0.00%
Active	E 101-45400-731 OPERATING TR	\$0.00	\$0.00	\$0.00	\$0.00	\$0.00	0.00%
Active	E 101-45400-732 OPERATING TR	\$0.00	\$0.00	\$0.00	\$0.00	\$0.00	0.00%
Active	E 101-45400-733 OPERATING TR	\$0.00	\$0.00	\$0.00	\$0.00	\$0.00	0.00%
Active	E 101-45400-734 OPERATING TR	\$0.00	\$0.00	\$0.00	\$0.00	\$0.00	0.00%
Active	E 101-45400-741 OPERATING TR	\$0.00	\$0.00	\$0.00	\$0.00	\$0.00	0.00%
Active	E 101-45400-742 OPERATING TR	\$0.00	\$0.00	\$0.00	\$0.00	\$0.00	0.00%
Active	E 101-45400-743 OPERATING TR	\$0.00	\$0.00	\$0.00	\$0.00	\$0.00	0.00%
Active	E 101-45400-744 OPERATING TR	\$0.00	\$0.00	\$0.00	\$0.00	\$0.00	0.00%
Active	E 101-45400-745 OPERATING TR	\$0.00	\$0.00	\$0.00	\$0.00	\$0.00	0.00%
Active	E 101-45400-747 OPERATING TR	\$0.00	\$0.00	\$0.00	\$0.00	\$0.00	0.00%
Active	E 101-45400-749 OPERATING TR	\$0.00	\$0.00	\$0.00	\$0.00	\$0.00	0.00%
Active	E 101-48100-306 CONSULTING FE	\$20,000.00	\$0.00	\$0.00	\$0.00	\$20,000.00	0.00%
Active	E 101-48100-442 MISCELLANEOU	\$0.00	\$0.00	\$0.00	\$0.00	\$0.00	0.00%
Active	E 101-48411-550 OTHER IMPROV	\$0.00	\$0.00	\$0.00	\$0.00	\$0.00	0.00%
Active	E 101-48412-306 CONSULTING FE	\$0.00	\$0.00	\$0.00	\$0.00	\$0.00	0.00%
Active	E 101-48412-442 MISCELLANEOU	\$0.00	\$0.00	\$0.00	\$0.00	\$0.00	0.00%
Active	E 101-48412-550 OTHER IMPROV	\$0.00	\$0.00	\$0.00	\$0.00	\$0.00	0.00%
Active	E 101-48412-555 LARPENTEUR A	\$0.00	\$0.00	\$0.00	\$0.00	\$0.00	0.00%
<b>Total GENERAL</b>		<b>\$1,301,611.00</b>	<b>\$568,360.49</b>	<b>\$88,813.60</b>	<b>\$0.00</b>	<b>\$733,250.51</b>	<b>43.67%</b>
<b>COMMUNITY EVENTS</b>							
Active	E 201-45600-201 GENERAL SUPP	\$0.00	\$0.00	\$0.00	\$0.00	\$0.00	0.00%
Active	E 201-45600-202 PERMANENT SU	\$0.00	\$0.00	\$0.00	\$0.00	\$0.00	0.00%
Active	E 201-45600-327 OTHER SERVIC	\$0.00	\$0.00	\$0.00	\$0.00	\$0.00	0.00%
Active	E 201-45600-352 PUBLIC INFORM	\$0.00	\$0.00	\$0.00	\$0.00	\$0.00	0.00%
Active	E 201-45600-368 FUN RUN/WALK	\$500.00	\$0.00	\$0.00	\$0.00	\$500.00	0.00%
Active	E 201-45600-369 MUSIC UNDER T	\$400.00	\$0.00	\$0.00	\$0.00	\$400.00	0.00%
Active	E 201-45600-372 MUGS	\$0.00	\$307.56	\$0.00	\$0.00	-\$307.56	0.00%
Active	E 201-45600-373 T-SHIRTS	\$0.00	\$948.00	\$948.00	\$0.00	-\$948.00	0.00%
Active	E 201-45600-374 POP	\$0.00	\$0.00	\$0.00	\$0.00	\$0.00	0.00%





**CITY OF LAUDERDALE**  
**\*Expenditure Guideline©**

08/01/16 8:33 AM

Page 7

Current Period: JUNE 2016

		2016	2016	JUNE	Enc	2016	% of YTD
		YTD Budget	YTD Amt	MTD Amt	Current	YTD Balance	Budget
Active	E 402-48000-710 OPERATING TR	\$0.00	\$0.00	\$0.00	\$0.00	\$0.00	0.00%
	<b>Total CAPITAL IMPROVEMENTS</b>	<b>\$48,000.00</b>	<b>\$27,321.24</b>	<b>\$0.00</b>	<b>\$0.00</b>	<b>\$20,678.76</b>	<b>56.92%</b>
<b>CAPITAL IMPROVE STORM WATER</b>							
Active	E 403-48403-101 FULL TIME EMPL	\$0.00	\$0.00	\$0.00	\$0.00	\$0.00	0.00%
Active	E 403-48403-102 OVERTIME	\$0.00	\$0.00	\$0.00	\$0.00	\$0.00	0.00%
Active	E 403-48403-121 PERA CONTRIB	\$0.00	\$0.00	\$0.00	\$0.00	\$0.00	0.00%
Active	E 403-48403-122 FICA/MC CONTR	\$0.00	\$0.00	\$0.00	\$0.00	\$0.00	0.00%
Active	E 403-48403-131 HEALTH INSURA	\$0.00	\$0.00	\$0.00	\$0.00	\$0.00	0.00%
Active	E 403-48403-133 LIFE INSURANC	\$0.00	\$0.00	\$0.00	\$0.00	\$0.00	0.00%
Active	E 403-48403-151 WORKERS COM	\$0.00	\$0.00	\$0.00	\$0.00	\$0.00	0.00%
Active	E 403-48403-201 GENERAL SUPP	\$0.00	\$0.00	\$0.00	\$0.00	\$0.00	0.00%
Active	E 403-48403-304 ENGINEERING	\$0.00	\$0.00	\$0.00	\$0.00	\$0.00	0.00%
Active	E 403-48403-327 OTHER SERVIC	\$0.00	\$0.00	\$0.00	\$0.00	\$0.00	0.00%
Active	E 403-48403-328 STREET REPAIR	\$0.00	\$0.00	\$0.00	\$0.00	\$0.00	0.00%
Active	E 403-48403-442 MISCELLANEOU	\$0.00	\$0.00	\$0.00	\$0.00	\$0.00	0.00%
Active	E 403-48403-444 CONTINGENCY	\$0.00	\$0.00	\$0.00	\$0.00	\$0.00	0.00%
Active	E 403-48403-554 CATCH BASIN R	\$0.00	\$0.00	\$0.00	\$0.00	\$0.00	0.00%
Active	E 403-48403-710 OPERATING TR	\$0.00	\$0.00	\$0.00	\$0.00	\$0.00	0.00%
	<b>Total CAPITAL IMPROVE STORM WATER</b>	<b>\$0.00</b>	<b>\$0.00</b>	<b>\$0.00</b>	<b>\$0.00</b>	<b>\$0.00</b>	<b>0.00%</b>
<b>PARK IMPROVEMENT</b>							
Active	E 404-48404-304 ENGINEERING	\$0.00	\$0.00	\$0.00	\$0.00	\$0.00	0.00%
Active	E 404-48404-437 SALES TAX	\$0.00	\$0.00	\$0.00	\$0.00	\$0.00	0.00%
Active	E 404-48404-510 LAND	\$0.00	\$0.00	\$0.00	\$0.00	\$0.00	0.00%
Active	E 404-48404-524 PICNIC SHELTE	\$0.00	\$0.00	\$0.00	\$0.00	\$0.00	0.00%
Active	E 404-48404-525 PLAYGROUND (	\$0.00	\$0.00	\$0.00	\$0.00	\$0.00	0.00%
Active	E 404-48404-526 PARK PATH (CD	\$0.00	\$0.00	\$0.00	\$0.00	\$0.00	0.00%
Active	E 404-48404-527 GENERAL PARK	\$0.00	\$0.00	\$0.00	\$0.00	\$0.00	0.00%
Active	E 404-48404-528 COURT IMPROV	\$0.00	\$0.00	\$0.00	\$0.00	\$0.00	0.00%
	<b>Total PARK IMPROVEMENT</b>	<b>\$0.00</b>	<b>\$0.00</b>	<b>\$0.00</b>	<b>\$0.00</b>	<b>\$0.00</b>	<b>0.00%</b>
<b>TIF-PROJECTS</b>							
Active	E 405-48500-101 FULL TIME EMPL	\$0.00	\$0.00	\$0.00	\$0.00	\$0.00	0.00%
Active	E 405-48500-121 PERA CONTRIB	\$0.00	\$0.00	\$0.00	\$0.00	\$0.00	0.00%
Active	E 405-48500-122 FICA/MC CONTR	\$0.00	\$0.00	\$0.00	\$0.00	\$0.00	0.00%
Active	E 405-48500-131 HEALTH INSURA	\$0.00	\$0.00	\$0.00	\$0.00	\$0.00	0.00%
Active	E 405-48500-133 LIFE INSURANC	\$0.00	\$0.00	\$0.00	\$0.00	\$0.00	0.00%
Active	E 405-48500-301 AUDITING	\$0.00	\$0.00	\$0.00	\$0.00	\$0.00	0.00%
Active	E 405-48500-304 ENGINEERING	\$0.00	\$0.00	\$0.00	\$0.00	\$0.00	0.00%
Active	E 405-48500-305 LEGAL FEES - CI	\$0.00	\$0.00	\$0.00	\$0.00	\$0.00	0.00%
Active	E 405-48500-325 LARPENTEUR A	\$0.00	\$0.00	\$0.00	\$0.00	\$0.00	0.00%
Active	E 405-48500-327 OTHER SERVIC	\$0.00	\$0.00	\$0.00	\$0.00	\$0.00	0.00%
Active	E 405-48500-408 LIFT STATION R	\$0.00	\$0.00	\$0.00	\$0.00	\$0.00	0.00%
Active	E 405-48500-442 MISCELLANEOU	\$0.00	\$0.00	\$0.00	\$0.00	\$0.00	0.00%
Active	E 405-48500-444 CONTINGENCY	\$0.00	\$0.00	\$0.00	\$0.00	\$0.00	0.00%
Active	E 405-48500-530 FURNITURE & E	\$0.00	\$0.00	\$0.00	\$0.00	\$0.00	0.00%
Active	E 405-48500-540 MACHINERY & E	\$0.00	\$0.00	\$0.00	\$0.00	\$0.00	0.00%
Active	E 405-48500-710 OPERATING TR	\$0.00	\$0.00	\$0.00	\$0.00	\$0.00	0.00%
	<b>Total TIF-PROJECTS</b>	<b>\$0.00</b>	<b>\$0.00</b>	<b>\$0.00</b>	<b>\$0.00</b>	<b>\$0.00</b>	<b>0.00%</b>
<b>SEWER IMPROVEMENT</b>							
Active	E 407-48407-304 ENGINEERING	\$0.00	\$3,291.50	\$0.00	\$0.00	-\$3,291.50	0.00%
Active	E 407-48407-500 CAPITAL OUTLA	\$250,000.00	\$0.00	\$0.00	\$0.00	\$250,000.00	0.00%
	<b>Total SEWER IMPROVEMENT</b>	<b>\$250,000.00</b>	<b>\$3,291.50</b>	<b>\$0.00</b>	<b>\$0.00</b>	<b>\$246,708.50</b>	<b>1.32%</b>





**CITY OF LAUDERDALE**  
**\*Expenditure Guideline©**

08/01/16 8:33 AM

Page 9

Current Period: JUNE 2016

		2016	2016	JUNE	Enc	2016	% of YTD
		YTD Budget	YTD Amt	MTD Amt	Current	YTD Balance	Budget
Active	E 601-49000-710 OPERATING TR	\$250,000.00	\$0.00	\$0.00	\$0.00	\$250,000.00	0.00%
	<b>Total SEWER UTILITIES</b>	<b>\$536,811.00</b>	<b>\$116,686.79</b>	<b>\$20,198.54</b>	<b>\$0.00</b>	<b>\$420,124.21</b>	<b>21.74%</b>
<b>STORM SEWER ENTERPRISE FUND</b>							
Active	E 602-49100-101 FULL TIME EMPL	\$39,997.00	\$10,933.43	\$2,890.54	\$0.00	\$29,063.57	27.34%
Active	E 602-49100-102 OVERTIME	\$5,000.00	\$2,337.66	\$407.24	\$0.00	\$2,662.34	46.75%
Active	E 602-49100-121 PERA CONTRIB	\$3,000.00	\$1,334.04	\$221.00	\$0.00	\$1,665.96	44.47%
Active	E 602-49100-122 FICA/MC CONTR	\$3,060.00	\$1,544.66	\$278.17	\$0.00	\$1,515.34	50.48%
Active	E 602-49100-129 PENSION EXPE	\$0.00	\$0.00	\$0.00	\$0.00	\$0.00	0.00%
Active	E 602-49100-131 HEALTH INSURA	\$5,928.00	\$2,947.55	\$486.45	\$0.00	\$2,980.45	49.72%
Active	E 602-49100-151 WORKERS COM	\$2,399.00	\$0.00	\$0.00	\$0.00	\$2,399.00	0.00%
Active	E 602-49100-201 GENERAL SUPP	\$0.00	\$0.00	\$0.00	\$0.00	\$0.00	0.00%
Active	E 602-49100-212 MOTOR FUELS	\$700.00	\$170.97	\$48.26	\$0.00	\$529.03	24.42%
Active	E 602-49100-227 TOOLS & EQUIP	\$0.00	\$0.00	\$0.00	\$0.00	\$0.00	0.00%
Active	E 602-49100-228 REPAIR SUPPLI	\$0.00	\$0.00	\$0.00	\$0.00	\$0.00	0.00%
Active	E 602-49100-301 AUDITING	\$1,800.00	\$1,840.00	\$1,840.00	\$0.00	-\$40.00	102.22%
Active	E 602-49100-304 ENGINEERING	\$3,000.00	\$74.00	\$0.00	\$0.00	\$2,926.00	2.47%
Active	E 602-49100-308 TRAINING & EDU	\$500.00	\$0.00	\$0.00	\$0.00	\$500.00	0.00%
Active	E 602-49100-314 STREET SWEEP	\$5,500.00	\$3,000.00	\$0.00	\$0.00	\$2,500.00	54.55%
Active	E 602-49100-327 OTHER SERVIC	\$3,500.00	\$376.75	\$282.88	\$0.00	\$3,123.25	10.76%
Active	E 602-49100-352 PUBLIC INFORM	\$100.00	\$0.00	\$0.00	\$0.00	\$100.00	0.00%
Active	E 602-49100-361 GENERAL LIABIL	\$2,200.00	\$0.00	\$0.00	\$0.00	\$2,200.00	0.00%
Active	E 602-49100-391 TELEPHONE/PA	\$300.00	\$97.88	\$16.28	\$0.00	\$202.12	32.63%
Active	E 602-49100-402 CITY TRUCK RE	\$400.00	\$0.00	\$0.00	\$0.00	\$400.00	0.00%
Active	E 602-49100-425 CLOTHING	\$700.00	\$236.09	\$47.84	\$0.00	\$463.91	33.73%
Active	E 602-49100-438 DUES & SUBSC	\$500.00	\$910.00	\$0.00	\$0.00	-\$410.00	182.00%
Active	E 602-49100-442 MISCELLANEOU	\$0.00	\$0.00	\$0.00	\$0.00	\$0.00	0.00%
Active	E 602-49100-444 CONTINGENCY	\$0.00	\$0.00	\$0.00	\$0.00	\$0.00	0.00%
Active	E 602-49100-501 DEPRECIATION	\$0.00	\$0.00	\$0.00	\$0.00	\$0.00	0.00%
Active	E 602-49100-540 MACHINERY & E	\$0.00	\$0.00	\$0.00	\$0.00	\$0.00	0.00%
Active	E 602-49100-554 CATCH BASIN R	\$0.00	\$0.00	\$0.00	\$0.00	\$0.00	0.00%
Active	E 602-49100-710 OPERATING TR	\$0.00	\$0.00	\$0.00	\$0.00	\$0.00	0.00%
	<b>Total STORM SEWER ENTERPRISE FUND</b>	<b>\$78,584.00</b>	<b>\$25,803.03</b>	<b>\$6,518.66</b>	<b>\$0.00</b>	<b>\$52,780.97</b>	<b>32.83%</b>
<b>GASB34</b>							
Active	E 999-41000-100 WAGES AND SA	\$0.00	-\$23,718.66	\$0.00	\$0.00	\$23,718.66	0.00%
Active	E 999-41000-129 PENSION EXPE	\$0.00	\$0.00	\$0.00	\$0.00	\$0.00	0.00%
Active	E 999-41000-420 DEPRECIATION	\$0.00	\$0.00	\$0.00	\$0.00	\$0.00	0.00%
Active	E 999-41000-500 CAPITAL OUTLA	\$0.00	\$0.00	\$0.00	\$0.00	\$0.00	0.00%
Active	E 999-43000-100 WAGES AND SA	\$0.00	-\$10,636.69	\$0.00	\$0.00	\$10,636.69	0.00%
Active	E 999-43000-129 PENSION EXPE	\$0.00	\$0.00	\$0.00	\$0.00	\$0.00	0.00%
Active	E 999-43000-420 DEPRECIATION	\$0.00	\$0.00	\$0.00	\$0.00	\$0.00	0.00%
Active	E 999-43000-499 LOSS ON DISPO	\$0.00	\$0.00	\$0.00	\$0.00	\$0.00	0.00%
Active	E 999-43000-500 CAPITAL OUTLA	\$0.00	\$0.00	\$0.00	\$0.00	\$0.00	0.00%
Active	E 999-45000-100 WAGES AND SA	\$0.00	-\$5,335.97	\$0.00	\$0.00	\$5,335.97	0.00%
Active	E 999-45000-129 PENSION EXPE	\$0.00	\$0.00	\$0.00	\$0.00	\$0.00	0.00%
Active	E 999-45000-420 DEPRECIATION	\$0.00	\$0.00	\$0.00	\$0.00	\$0.00	0.00%
Active	E 999-45000-500 CAPITAL OUTLA	\$0.00	\$0.00	\$0.00	\$0.00	\$0.00	0.00%
Active	E 999-47000-601 BOND PRINCIPA	\$0.00	\$0.00	\$0.00	\$0.00	\$0.00	0.00%
Active	E 999-47000-611 BOND INTEREST	\$0.00	\$0.00	\$0.00	\$0.00	\$0.00	0.00%
Active	E 999-49000-420 DEPRECIATION	\$0.00	\$0.00	\$0.00	\$0.00	\$0.00	0.00%
Active	E 999-49000-500 CAPITAL OUTLA	\$0.00	\$0.00	\$0.00	\$0.00	\$0.00	0.00%
Active	E 999-49500-100 WAGES AND SA	\$0.00	-\$2,084.51	\$0.00	\$0.00	\$2,084.51	0.00%

CITY OF LAUDERDALE  
 \*Expenditure Guideline©

Current Period: JUNE 2016

		2016	2016	JUNE	Enc	2016	% of YTD
		YTD Budget	YTD Amt	MTD Amt	Current	YTD Balance	Budget
Active	E 999-50000-100 WAGES AND SA	\$0.00	-\$3,542.51	\$0.00	\$0.00	\$3,542.51	0.00%
	<b>Total GASB34</b>	\$0.00	-\$45,318.34	\$0.00	\$0.00	\$45,318.34	0.00%
	<b>Report Total</b>	\$2,436,519.00	\$928,651.39	\$120,485.42	\$0.00	\$1,507,867.61	38.11%



**LAUDERDALE COUNCIL  
ACTION FORM**

**Action Requested**

Consent   X    
Public Hearing \_\_\_\_\_  
Discussion \_\_\_\_\_  
Action \_\_\_\_\_  
Resolution \_\_\_\_\_  
Work Session \_\_\_\_\_

Meeting Date   August 10, 2016  

ITEM NUMBER   2Q16 Investment Report  

STAFF INITIAL   *AB*  

APPROVED BY ADMINISTRATOR

**DESCRIPTION OF ISSUE AND PAST COUNCIL ACTION:**

Following is the Second Quarter Investment Report.

**OPTIONS:**

**STAFF RECOMMENDATION:**

By approving the consent agenda, the Council acknowledges the investment report for April, May, and June 2016.

**COUNCIL ACTION:**



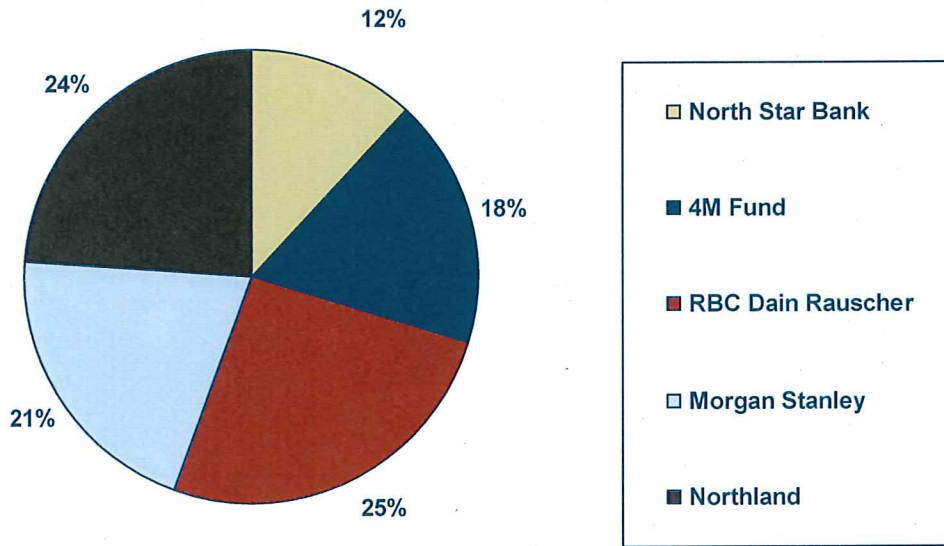
**Second Quarter 2016**  
**Investment Report**

---

# INVESTMENTS

As of June 30, 2016, the City had the following amounts with official depositories:

North Star Bank	\$ 342,803
4M Fund	513,874
RBC Dain Rauscher	748,000
Morgan Stanley	606,123
Northland	700,000
<b>TOTAL</b>	<b>\$ 2,910,800</b>



## DEPOSITORIES AND INVESTMENT TYPES

North Star Bank	
Checking Account	\$ 342,803
4M Fund	
Joint Powers Investment	\$ 513,874
RBC Dain Rauscher	
Certificates of Deposit	\$ 748,000 (5)
Morgan Stanley	
Money Market Account	\$ 6,123
Certificates of Deposit	\$ 600,000 (6)
Northland	
Certificates of Deposit	\$ 700,000 (7)

The City's Investment Policy sets some perimeters for investments, such as no more than 60% of the investment portfolio, or \$2,000,000 (whichever is less) shall be invested with any one investment company. No investments shall be made with a term over ten years unless with prior approval from the City Council.

## **INVESTMENT TERM**

Liquid assets are money market accounts.

1-5 Years are made up of certificate of deposit and US Government Instrumentality Securities.

6-10 Years are US Government Instrumentality Securities.

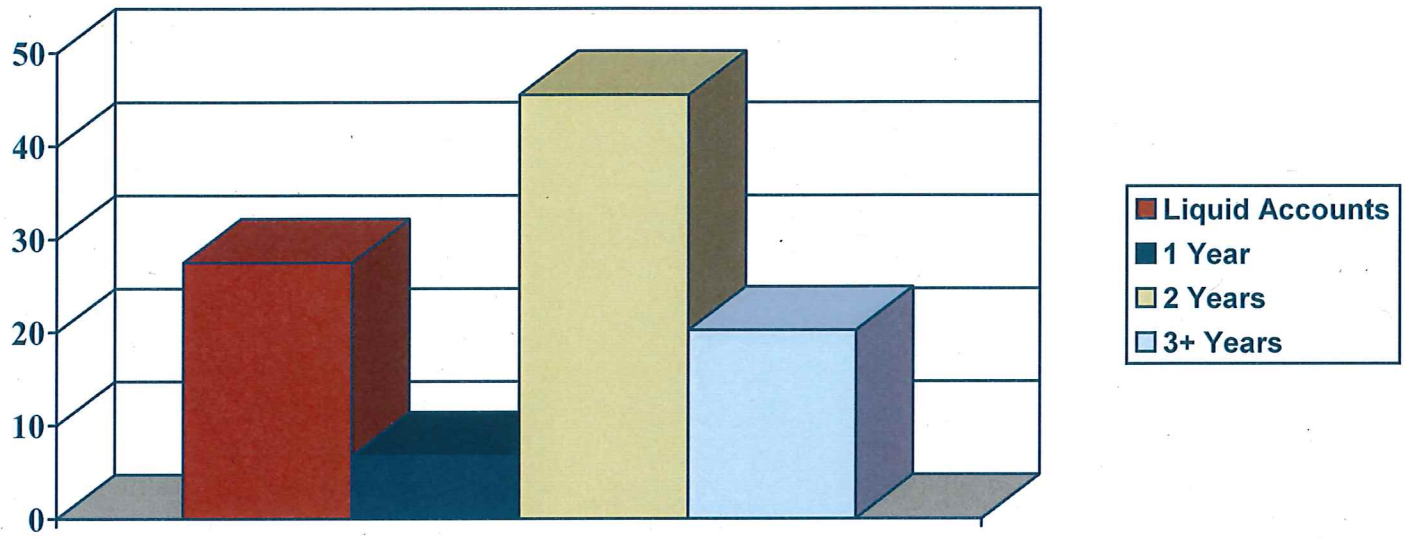
11-15 Years are US Government Instrumentality Securities.

15+ Years are US Government Instrumentality Securities and bonds.

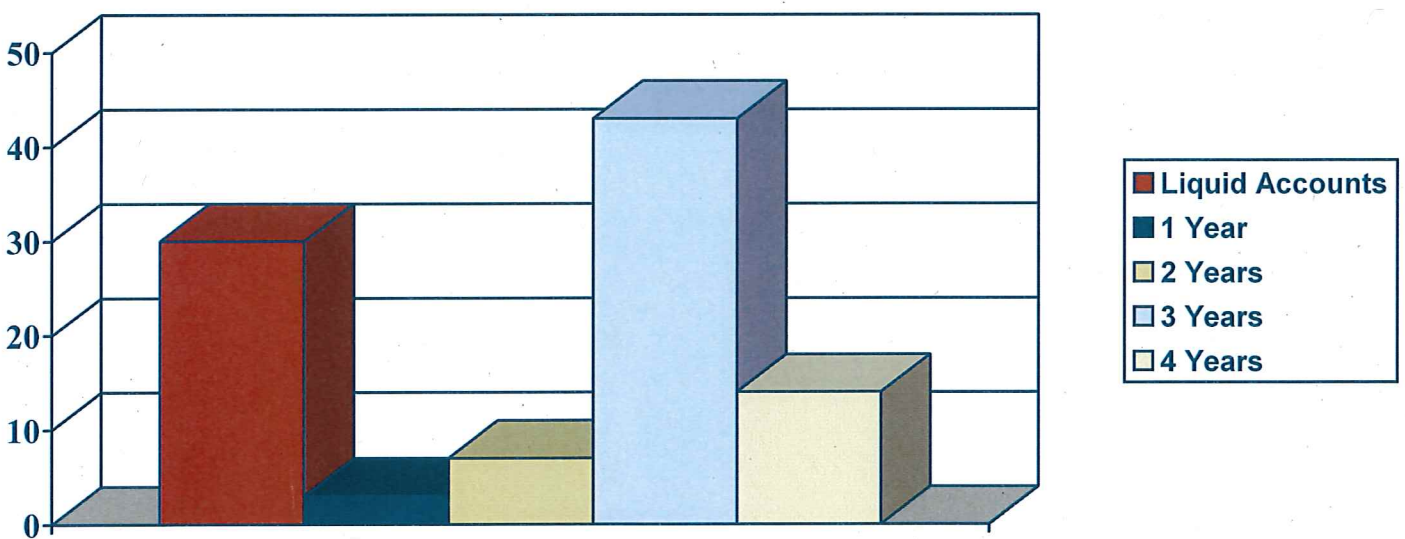
US Government Instrumentality Securities are financial intermediaries established by the federal government to fund loans to certain groups of borrowers, such as homeowners, farmers and students. Most active issuers are Federal Home Loan Bank, Federal National Mortgage Association (Fannie Mae) and Tennessee Valley Authority. Maturities range from three months to 30 years with fixed interest rates.



2015

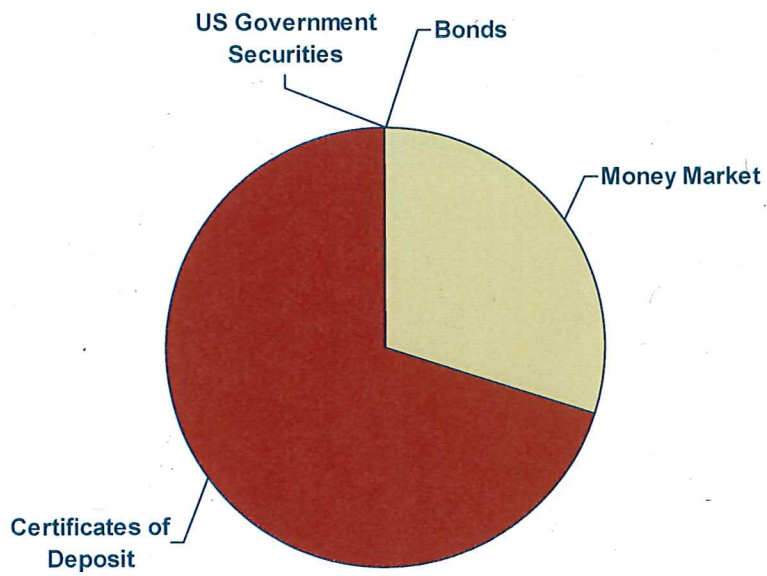


2016



# INVESTMENT TYPES

Money Market	\$	862,800
Bonds		0
Certificates of Deposit		2,048,000
US Government Securities		0

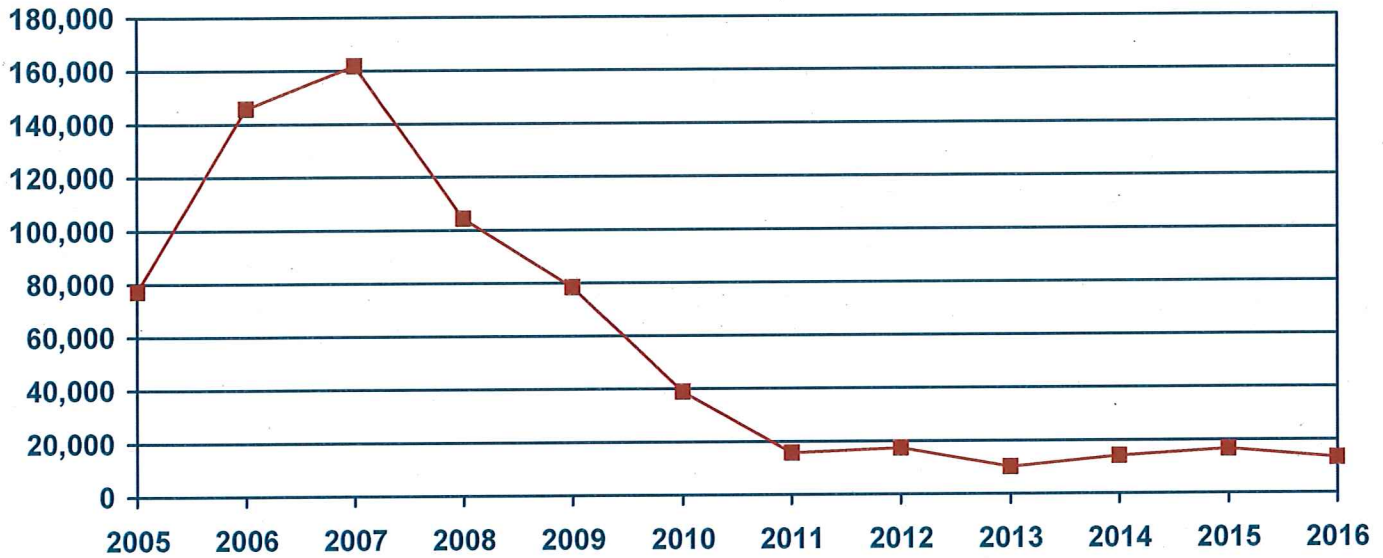


## Investment Schedule

Purchase Date	Maturity Date	Type	Interest Rate	Amount	Investment Broker
8/15/2013	8/15/2016	CD	1.05%	\$100,000	Morgan Stanley
9/30/2013	9/30/2016	CD	1.15%	\$100,000	Morgan Stanley
10/4/2013	10/4/2016	CD	1.10%	\$100,000	RBC Dain Rauscher
5/21/2014	2/21/2017	CD	0.90%	\$100,000	RBC Dain Rauscher
5/29/2014	5/30/2017	CD	1.05%	\$100,000	Morgan Stanley
5/29/2014	5/30/2017	CD	1.10%	\$100,000	Morgan Stanley
12/17/2014	12/19/2016	CD	1.05%	\$100,000	Morgan Stanley
12/30/2014	6/30/2017	CD	1.10%	\$100,000	Northland Securities
3/13/2015	3/13/2018	CD	1.30%	\$100,000	Northland Securities
3/5/2015	3/5/2018	CD	1.30%	\$100,000	Northland Securities
10/28/2015	10/28/2019	CD	2.00%	\$200,000	RBC Dain Rauscher
10/28/2015	10/28/2019	CD	2.00%	\$200,000	RBC Dain Rauscher
11/4/2015	11/5/2018	CD	1.60%	\$100,000	Morgan Stanley
11/4/2015	11/5/2018	CD	1.65%	\$148,000	RBC Dain Rauscher
12/9/2015	12/7/2016	CD	0.75%	\$100,000	Northland Securities
3/2/2016	3/4/2019	CD	1.20%	\$100,000	Northland Securities
2/26/2016	2/26/2019	CD	1.25%	\$100,000	Northland Securities
4/14/2016	4/15/2019	CD	1.20%	\$100,000	Northland Securities
				<u>\$2,048,000</u>	

The following chart shows the interest earnings since 2005 with 2007 being our best year with earnings of \$161,884. Please note that fiscal year 2016 is shown through June 30, while in comparison the other years are through December 31.

## INTEREST EARNINGS





**LAUDERDALE COUNCIL  
ACTION FORM**

**Action Requested**

Consent \_\_\_\_\_  
Public Hearing \_\_\_\_\_  
Discussion \_\_\_\_\_ X \_\_\_\_\_  
Action \_\_\_\_\_  
Resolution \_\_\_\_\_  
Work Session \_\_\_\_\_

Meeting Date August 10, 2016

ITEM NUMBER LED Lighting

STAFF INITIAL

EB

APPROVED BY ADMINISTRATOR

**DESCRIPTION OF ISSUE AND PAST COUNCIL ACTION:**

Ed Bieging, Jr. of Xcel Energy Outdoor Lighting accepted the City's request to attend the meeting. He will be able to provide information about the impending LED street light roll out in addition to answering any questions the Councilors have. He provided the following two page informational sheet as a starting point for discussion.

Staff provided Bieging with context on the variety of concerns Councilors have expressed including:

- Dark intersections and roads mid-block on many streets.
- The color and amount of light along Larpenteur Avenue.
- The article recently published in the Star Tribune regarding the color of LED lighting.

He will be prepared to discuss those items and any others the Council would like to discuss.

**STAFF RECOMMENDATION:**

## LED Street Lighting

LED streetlights are durable, long-lasting and cost effective and can lead to enhanced public safety while delivering environmental advantages because they use less energy while delivering enhanced visible light. After completing pilot programs and a technical analysis of current products that meet our engineering requirements, we found mainstream LED streetlights to be of utility-grade quality and on par with the reliability standards we must maintain.

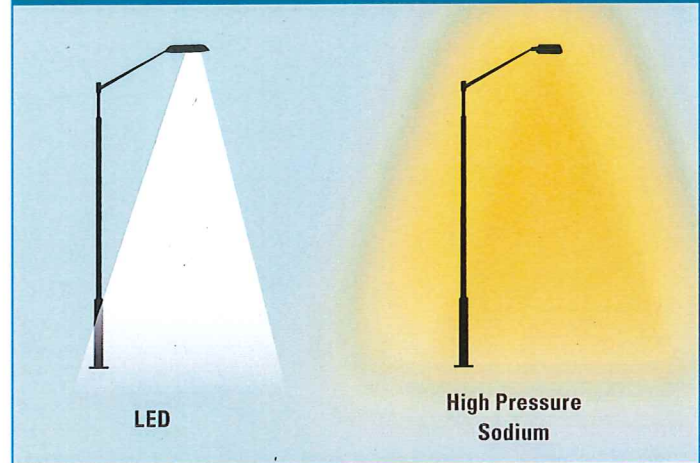
**Q. Will residents notice a difference compared to the existing lights?**

A. Yes. Old residential streetlight technology such as high pressure sodium has less efficient light pattern that causes glare and light trespass. New residential LED street lighting technology has a more efficient lighting pattern that reduces glare and focuses the light directly on the area to be lit (typically corners and mid-block locations).

LEDs have better, broad spectrum lighting than traditional high pressure sodium cobra head-style streetlights which spill excessive yellowish-orange light away from the street and into neighboring yards and windows. Because existing poles are not being moved, any unlit areas between poles (corners and mid-block locations) are unchanged. However, due to the uniformity of the light from LEDs, the difference between lit and unlit areas is accentuated.

All of our LED lighting is also “Dark Sky” compliant for backlight, uplight and glare. Dark sky is a designation given to outdoor lighting fixtures that meet the International Dark Sky Association’s requirements for reducing the waste of ambient light.

LEDs have a more efficient lighting pattern that reduce glare and focus the light directly on the area to be lit.



Before




After



Before



After





**Q. What is the purpose of residential street lighting?**

- A. Residential street lighting is different than downtown or highway street lighting in that it's meant to provide sufficient guidance for pedestrians and vehicle traffic along residential streets by illuminating corners and mid-block locations. In a downtown area, lighting uniformity plays an important role due to the high volume of pedestrian and vehicle traffic and to enhance the visibility of buildings and storefronts. In highway lighting, particularly near interchanges, exits or roundabouts, lighting uniformity is also important.

**Q. Are the new lights as bright as the old lights?**

- A. Yes. The light output (lumens) of the new LEDs is equivalent to that of the old HPS lights.

**Q. How will the program work?**

- A. Our crews and contractors will install LED replacements for Xcel Energy-owned HPS cobrahead lights on the existing streetlight rate at the 100W, 150W, 250W and 400W equivalent levels. Xcel Energy will pay all costs associated with the retrofits, including removal and salvage of old lights and installation of the new LED fixtures. There are no costs to communities for this replacement. We will also offer LEDs for new construction projects in the same sizes and a new LED rate for customer-owned streetlights.

**Q. How will the new LED rate compare to current rates?**

- A. Municipal customers could save up to four to seven percent on their average monthly streetlight bill.

**Q. What services does the LED Street Lighting rate include?**

- A. Our LED Street Lighting rate is a simple modification of the current streetlight rate structure with which customers are familiar.

**Q. Will there be an up-front charge?**

- A. No. In addition to being able to offer an LED Street Lighting rate that is less than the current rate, we will be able to implement this program with no up-front charge to customers.

**Q. When will the work take place?**

- A. The installation of LED streetlights will begin in Minnesota mid-August 2016 and will continue for 2 1/2 years.

For further information we also encourage you to visit  
[xcelenergy.com/LEDStreetLighting](http://xcelenergy.com/LEDStreetLighting).



MINNEAPOLIS

## Health warning draws attention to color of LED streetlights in Minneapolis, St. Paul

The golden glow of Twin Cities streetlights will soon give way to the whiter hue of LED technology, raising new questions about the color and feel of our neighborhoods.

By Eric Roper (<http://www.startribune.com/eric-roper/62906482/>) Star Tribune

JULY 17, 2016 — 12:29PM

The golden glow of Twin Cities streetlights will soon give way to the whiter hue of LED technology, raising new questions about the color and feel of our neighborhoods.

Doctors, engineers and neighbors are debating the trade-offs as thousands of LED streetlights are installed across the metro area in the coming years. They consume much less energy, last longer and can focus light more precisely, but the lights also are capable of producing harsher light.

"I open the shades, and it's like I'm out in front of Split Rock Lighthouse," said Richard Rangel, staring at the gleaming LED lanterns on his street corner in St. Paul's Lexington-Hamline neighborhood one recent evening.

Public works officials got a jolt in June when the American Medical Association, which otherwise supports the conversions, warned against installing a common type of LED streetlight preferred by many Minnesota governments and Xcel Energy. Its blue-filled white light can disrupt sleep patterns — similar to staring at a smartphone before bed — and generate more glare that temporarily impairs vision, the association said.

The warning from the AMA was enough to spur St. Paul to plan testing the performance of LEDs that emit warmer colors, which are slightly less efficient. Minneapolis is doing the same. But Xcel Energy, which is replacing 100,000 lights across the state over the next several years, says it will be using the bluer LEDs for the vast majority of its fixtures.

"Our proposed LED lights are considered to be functionally equivalent or superior to what we're currently using on our streetlights in Minnesota," Xcel spokesman Matt Lindstrom wrote in an e-mail. "They have significantly lower glare for improved nighttime visibility and allow people to better discern color."

More Twin Cities residents will likely see the difference in the coming years as the upgrades reach deeper into residential areas — most conversions so far have been taller lights on busy roads. Xcel has already piloted its LED lights in West St. Paul and plans to begin updating its Minnesota fixtures, including many in Minneapolis and the Twin Cities' suburbs, this August. Minneapolis and St. Paul collectively operate nearly 60,000 streetlights.

### Negative health effects?

The health debate over streetlights reflects a growing awareness of how blue-rich light impacts sleep cycles. Apple even added an optional feature to its iPhones this year that transitions the screen to warmer, yellow-hued colors at night.

Harsh white light contains more blue wavelengths, which signals to the brain that it is still daytime, said Dr. Michael Howell, a sleep expert at the University of Minnesota. That disrupts the biological clock, which can hinder sleep, make sleep less refreshing or change eating habits in ways that increase calorie intake.

"If you want to have a public health policy that can decrease obesity, decrease cardiovascular disease, improve mood, a straightforward approach to that is [to] decrease the blue light exposure we have in the evening," Howell said.

Such color differences are measured by their "color temperature." Today's yellowish high-pressure sodium streetlights emit a temperature of about 2,100 degrees Kelvin, compared to 4,000 Kelvin for common LED streetlights and 6,500 Kelvin for daylight, according to the AMA. The association recommended installing streetlights at 3,000 Kelvin or lower along with adequate shielding.



([http://stmedia.startribune.com/images/ows\\_146870409172797.jpg](http://stmedia.startribune.com/images/ows_146870409172797.jpg))  
CARLOS GONZALEZ

The difference in the color temperature of the streetlight bulbs is apparent on Laurel Avenue past N. Griggs Street in St. Paul.



([http://stmedia.startribune.com/images/ows\\_146870408](http://stmedia.startribune.com/images/ows_146870408))

CARLOS GONZALEZ

Steve Orfield of Orfield Labs took a reading of a non-LED streetlight on Laurel Avenue in St. Paul.

Minneapolis traffic operations engineer Steve Mosing said those warmer-colored streetlights have recently become available in the city's preferred wattages. The city intends to test them on Plymouth Avenue in north Minneapolis.

St. Paul ordered a number of the warmer lights after residents began citing recent reports of the health effects. "It became obvious that we should at least be looking at that and responding to that," said John McNamara, the city's general lead electrician in traffic operations. The city also offers shields to homeowners who ask for them.

Only about 5,500 of St. Paul's 38,000 streetlights have been converted to LED, most of them downtown or on major roads. Shorter residential LEDs are still too costly for a massive retrofitting in the immediate future, McNamara said, but Lexington-Hamline's historical lantern-style lights were converted as part of an initiative to repair older infrastructure.

#### Residents take notice

History shows that people feel strongly about the color and brightness of streetlights.

When cities transitioned away from mercury vapor technology in the 1980s, St. Paul residents vocally rejected the orange glow of low-pressure sodium lights tested by the city — in favor of less efficient high-pressure sodium bulbs. Minneapolis faced a backlash in the early 2000s after installing more than 8,000 ornamental streetlights that police and residents complained increased glare significantly. In the aftermath, the city developed a policy requiring new streetlights to focus light exclusively downward.

The angle of a light's distribution is often more important than the color it emits, says Steve Orfield of Orfield Laboratories, a lighting expert who has studied streetlights for Minneapolis. He believes many streetlights shine light too broadly — increasing glare for pedestrians and drivers.

"If the city was using LED lights that were angularly controlled well enough, you'd find that this [color] discussion would be essentially irrelevant," Orfield said, noting that the light source itself should ideally not be visible unless someone is underneath the light.


The historical lamps in Lexington-Hamline, designed for gaslight, throw light with less focus than some newer lights in the city. A staff member at the Lexington-Hamline neighborhood association said she has heard complaints from 10 to 15 residents. One is Diana Scimeca.

"I feel like I'm in a parking lot when I walk outside," Scimeca said. She noted that a recent block party was even cut short by the harsh glow.

"Everybody starting saying, 'I hate these lights, I hate these lights, I hate these lights.'"

Twitter: @StribRoper

eric.roper@startribune.com 612-673-1732 StribRoper



([http://stmedia.startribune.com/images/ows\\_146870408](http://stmedia.startribune.com/images/ows_146870408);

100K 60K

Streetlights to be replaced across state Total lights in Minneapolis and St. Paul



ACTION REQUESTED	LAUDERDALE COUNCIL
Consent _____	MEETING DATE August 10, 2016 _____
Special _____	ITEM NUMBER Planning Assistance Grant _____
Public Hearing _____	STAFF INITIAL Jim _____
Report _____	APPROVED BY ADMINISTRATOR _____
Discussion/Action _____	
Resolution <u>  X  </u>	
Work session _____	

**DESCRIPTION OF ISSUE AND PAST COUNCIL ACTION:**

Planning Assistance Fund (PAF) grants are non-competitive grants to eligible communities for the 10-year update to their local comprehensive plans. As a non-competitive grant, all applications received from eligible applicants by the submission deadline of September 5, 2016 will be awarded funding up to the award maximum based upon which eligibility criteria the applicant meets (see bulleted list below).

State law requires communities in the seven-county metropolitan area to update their local comprehensive plans every 10 years, and requires the Council to review those plans for consistency with regional plans for transportation, water resources and regional parks. Local plans are due to the Council for review by Dec. 31, 2018.

Communities are eligible for a PAF grant for the 2018 Comprehensive Plan Update cycle, at the designated funding level only, if they meet one of the following criteria:

- \$20,000 per community for unsewered communities with 2015 Net Tax Capacity (NTC) per capita less than or equal to the regional median NTC per capita (\$1,213.78) AND Forecasted 2010 – 2040 growth greater than or equal to the regional median forecasted growth of 24.4%
- \$32,000 per community for sewerred communities with 2015 Net Tax Capacity (NTC) per capita less than or equal to the regional median NTC per capita AND Forecasted 2010 – 2040 growth greater than or equal to the regional median forecasted growth of 24.4%
- \$84,000 per county or consortium group to 2 counties (Scott and Carver) and the Dakota County consortium
- \$10,000 per community to cities with a 2014 Met Council population estimate less than or equal to 5,000 AND 2015 NTC per capita less than or equal to 125% of regional median NTC per capita

**Note: Lauderdale is eligible for up to \$10,000 in funding.**

**OPTIONS:**

- 1) Adopt the attached resolution.
- 2) Do not adopt the attached resolution.

**STAFF RECOMMENDATION:**

MOTION TO ADOPT RESOLUTION NO. 081016A  
 IDENTIFYING THE NEED FOR FUNDING TO COMPLETE ITS 2040 COMPREHENSIVE PLAN  
 UPDATE AND AUTHORIZING AN APPLICATION FOR PLANNING ASSISTANCE GRANT FUNDS.

**COUNCIL ACTION:**

**RESOLUTION NO. 081016A**

**CITY OF LAUDERDALE  
COUNTY OF RAMSEY  
STATE OF MINNESOTA**

**RESOLUTION IDENTIFYING THE NEED FOR  
FUNDING TO COMPLETE ITS 2040 COMPREHENSIVE PLAN UPDATE AND  
AUTHORIZING AN APPLICATION FOR  
PLANNING ASSISTANCE GRANT FUNDS**

**WHEREAS** the City of Lauderdale must review and update its comprehensive plan as required by the “decennial” review provision of Minnesota Statutes section 473.864 , subdivision 2; and

**WHEREAS**, on April 27, 2016, the Metropolitan Council adopted need-based eligibility criteria for awarding available local planning assistance grant funds and established maximum grant amounts for eligible grantees to help grantees review and update their comprehensive plans as required by the “decennial” review provisions of Minnesota Statutes section 473.864, subdivision 2; and

**WHEREAS**, the City is an eligible city, county, or town in the metropolitan area as defined in Minnesota Statutes section 473.121; AND

**WHEREAS**, planning assistance grant funds will be made available to eligible applicants subject to terms and conditions contained in Metropolitan Council grant agreements.

**NOW THEREFORE BE IT RESOLVED** that, after appropriate examination and due consideration, the governing body of the City:

Authorizes its staff to:

- 1) submit on behalf of the City an application to the Metropolitan Council for Local Planning Assistance grant funds for the decennial review and update of the City’s local comprehensive plan required under Minnesota Statutes section 473.864; and
- 2) execute on behalf of the City a grant agreement with the Metropolitan Council for planning assistance grant funds.

Adopted this 10th day of August, 2016.

\_\_\_\_\_  
Jeffrey Dains, Mayor

(Seal)

ATTEST:

\_\_\_\_\_  
Heather Butkowski, City Administrator

**LAUDERDALE COUNCIL  
ACTION FORM**

**Action Requested**

Consent \_\_\_\_\_  
Public Hearing \_\_\_\_\_  
Discussion \_\_\_\_\_ X \_\_\_\_\_  
Action \_\_\_\_\_  
Resolution \_\_\_\_\_  
Work Session \_\_\_\_\_

Meeting Date August 10, 2016  
ITEM NUMBER 2017 Budget and Levy  
STAFF INITIAL AB  
APPROVED BY ADMINISTRATOR

**DESCRIPTION OF ISSUE AND PAST COUNCIL ACTION:**

As we discussed at the last meeting, this is a very preliminary budget as we won't get the fiscal disparities revenue number until late August. The goal setting session may also indicate areas where the budget will need to be changed. Staff will provide a summary of the highlights of the budget for those listening at home.

**STAFF RECOMMENDATION:**

CITY OF LAUDERDALE  
GENERAL FUND REVENUES  
2017

Account Number	Account Description	2014 Actual	2015 Actual	2016 Adopted	2017 Proposed
101-31010	CURRENT AD VALOREM TAXES	\$ 487,860	\$ 486,032	\$ 560,404	\$ 560,404
101-31020	DELINQUENT AD VALOREM TAXES	\$ (4,052)	\$ (15,412)	\$ -	\$ -
101-31030	FORFEITED TAX SALES	\$ -	\$ -	\$ -	\$ -
101-31040	FISCAL DISPARITIES	\$ 118,461	\$ 127,790	\$ 116,157	\$ 116,157
101-31055	EXCESS TAX INCREMENT	\$ -	\$ 578	\$ -	\$ -
101-31910	PENALTIES AND INTEREST TAXES	\$ -	\$ (1,644)	\$ -	\$ -
	<b>TAXES</b>	<b>\$ 602,269</b>	<b>\$ 597,344</b>	<b>\$ 676,561</b>	<b>\$ 676,561</b>
101-32110	3.2 ALCHOLIC LICENSES	\$ 300	\$ 150	\$ 150	\$ 150
101-32120	CIGARETTE LICENSES	\$ 800	\$ 400	\$ 400	\$ 400
101-32130	GARBAGE HAULERS LICENSES	\$ 1,500	\$ 1,425	\$ 1,400	\$ 1,400
101-32140	HVAC LICENSES	\$ 1,300	\$ 1,550	\$ 600	\$ 1,200
101-32150	TREE COMPANY LICENSES	\$ 750	\$ 650	\$ 400	\$ 500
101-32180	RENTAL HOUSING LICENSES	\$ 6,539	\$ 6,299	\$ 6,000	\$ 6,000
101-32210	BUILDING PERMITS	\$ 17,296	\$ 22,613	\$ 13,500	\$ 15,000
101-32211	ZONING PERMIT APPLICATIONS	\$ 1,650	\$ 1,000	\$ 1,000	\$ 1,000
101-32225	PLAN REVIEW FEES - CITY STAFF	\$ 5,223	\$ 6,690	\$ 1,500	\$ 2,000
101-32225	PLAN REVIEW FEES - CONSULTANT	\$ -	\$ -	\$ 2,000	\$ 2,000
101-32230	PLUMBING PERMITS	\$ 832	\$ 4,896	\$ 2,000	\$ 2,000
101-32240	ANIMAL LICENSES	\$ 250	\$ 190	\$ 150	\$ 150
101-32270	HVAC PERMITS	\$ 1,699	\$ 2,169	\$ 1,500	\$ 1,700
101-32280	STREET EXCAVATION PERMITS	\$ -	\$ -	\$ -	\$ -
	<b>PERMITS &amp; LICENSES</b>	<b>\$ 38,139</b>	<b>\$ 48,032</b>	<b>\$ 30,600</b>	<b>\$ 33,500</b>
101-33401	LOCAL GOVERNMENT AID	\$ 535,093	\$ 536,736	\$ 537,502	\$ 537,818
101-33405	PERA RATE INCREASE	\$ 1,198	\$ 1,198	\$ 1,198	\$ 1,198
101-33406	MARKET VALUE HOMESTEAD CREDIT	\$ -	\$ -	\$ -	\$ -
101-33623	MET COUNCIL GRANT	\$ -	\$ -	\$ -	\$ -
	<b>INTERGOVERNMENTAL REVENUE</b>	<b>\$ 536,291</b>	<b>\$ 537,934</b>	<b>\$ 538,700</b>	<b>\$ 539,016</b>
101-34101	CITY HALL/PARK RENTAL	\$ 8,772	\$ 6,988	\$ 7,500	\$ 7,500
101-34103	ADMINISTRATIVE FEES	\$ 383	\$ 50	\$ -	\$ -
101-34105	SALE OF PUBLICATIONS	\$ -	\$ -	\$ -	\$ -
101-34107	ASSESSMENT SEARCHES	\$ -	\$ -	\$ -	\$ -
101-34109	COPIES	\$ 57	\$ 17	\$ 50	\$ 50
101-34110	VARIANCE FEES	\$ -	\$ -	\$ -	\$ -
101-34111	LEGAL FEES	\$ -	\$ -	\$ -	\$ -
101-34112	CONDITIONAL USE PERMITS	\$ -	\$ -	\$ -	\$ -
101-34113	ZONING AMENDMENT	\$ -	\$ -	\$ -	\$ -
101-34114	ADVERTISING SALES	\$ -	\$ -	\$ -	\$ -
101-34116	ENGINEERING FEES	\$ -	\$ -	\$ -	\$ -
101-34201	FALSE SECURITY ALARM - POLICE	\$ -	\$ -	\$ -	\$ -
101-34202	FALSE FIRE ALARM - FIRE	\$ -	\$ -	\$ -	\$ -
101-34203	FIRE INSPECTION FEE	\$ 575	\$ 1,225	\$ 600	\$ 600
101-34205	FIRE CALL REIMBURSEMENT	\$ -	\$ -	\$ -	\$ -
	<b>CHARGES FOR SERVICES</b>	<b>\$ 9,787</b>	<b>\$ 8,280</b>	<b>\$ 8,150</b>	<b>\$ 8,150</b>

Account Number	Account Description	2014 Actual	2015 Actual	2016 Adopted	2017 Proposed
101-35101	COURT FINES	\$ 38,417	\$ 49,771	\$ 45,000	\$ 45,000
101-35104	OTHER FINES	\$ -	\$ 200	\$ -	\$ -
	<b>FINES &amp; FORFEITS</b>	<b>\$ 38,417</b>	<b>\$ 49,971</b>	<b>\$ 45,000</b>	<b>\$ 45,000</b>
101-36101	SPECIAL ASSESSMENTS	\$ -	\$ 500	\$ -	\$ -
101-36102	PENALTIES AND INTEREST ASSESSMENTS	\$ -	\$ 343	\$ -	\$ -
101-36103	TREE REMOVAL	\$ -	\$ -	\$ -	\$ -
101-36200	MISCELLANEOUS REVENUE	\$ (131)	\$ -	\$ -	\$ -
101-36211	INVESTMENT INTEREST	\$ 2,023	\$ 3,054	\$ 2,100	\$ 2,100
101-36230	CONTRIBUTIONS & DONATIONS	\$ 1,500	\$ -	\$ -	\$ -
101-36231	DOG PARK DONATIONS	\$ -	\$ -	\$ -	\$ -
101-36240	SURCHARGES COLLECTED	\$ 871	\$ 1,385	\$ 500	\$ 800
101-36250	REFUNDS & REIMBURSEMENTS	\$ (30)	\$ -	\$ -	\$ -
101-36252	LMC INSURANCE REFUND	\$ 2,891	\$ 3,693	\$ -	\$ -
	<b>MISCELLANEOUS REVENUE</b>	<b>\$ 7,124</b>	<b>\$ 8,975</b>	<b>\$ 2,600</b>	<b>\$ 2,900</b>
101-39101	SALE OF CAPITAL ASSETS	\$ -	\$ -	\$ -	\$ -
101-39200	TRANSFER IN	\$ -	\$ 20,461	\$ -	\$ -
	<b>OTHER SOURCES</b>	<b>\$ -</b>	<b>\$ 20,461</b>	<b>\$ -</b>	<b>\$ -</b>
	<b>TOTAL GENERAL FUND REVENUE</b>	<b>\$ 1,232,027</b>	<b>\$ 1,270,997</b>	<b>\$ 1,301,611</b>	<b>\$ 1,305,127</b>
	<b>REVENUES OVER/UNDER EXPENDITURES</b>	<b>\$ 20,247</b>	<b>\$ 22,416</b>	<b>\$ (4,900)</b>	<b>\$ (12,469)</b>
	FUND BALANCE - January 1	\$ 738,304	\$ 758,551	\$ 780,967	\$ 776,067
	FUND BALANCE - December 31	<u>\$ 758,551</u>	<u>\$ 780,967</u>	<u>\$ 776,067</u>	<u>\$ 763,598</u>
	FUND BALANCE - Nonspendable	\$ 1,752	\$ 3,226		
	FUND BALANCE - Restricted				
	FUND BALANCE - Committed				
	FUND BALANCE - Assigned				
	FUND BALANCE - Unassigned	\$ 756,799	\$ 777,741		



CITY OF LAUDERDALE  
GENERAL FUND EXPENSE SUMMARY  
2016

Department Number	Title	2014 Actual	2015 Actual	2015 Adopted	2017 Proposed
41100	LEGISLATIVE	\$ 28,412	\$ 34,110	\$ 31,353	\$ 32,543
41200	CITY ADMINISTRATION	\$ 181,223	\$ 186,481	\$ 197,088	\$ 202,077
41500	ELECTIONS, LEGAL & AUDITING	\$ 47,530	\$ 59,805	\$ 56,680	\$ 54,611
	<b>GENERAL GOVERNMENT</b>	<b>\$ 257,165</b>	<b>\$ 280,396</b>	<b>\$ 285,121</b>	<b>\$ 289,231</b>
42100	PUBLIC SAFETY	\$ 667,292	\$ 679,461	\$ 704,910	\$ 725,734
	<b>PUBLIC SAFETY</b>	<b>\$ 667,292</b>	<b>\$ 679,461</b>	<b>\$ 704,910</b>	<b>\$ 725,734</b>
43000	PUBLIC WORKS	\$ 90,467	\$ 82,679	\$ 99,714	\$ 98,660
43400	PLANNING, ZONING & INSPECTION	\$ 53,773	\$ 57,859	\$ 73,113	\$ 68,644
	<b>PUBLIC WORKS</b>	<b>\$ 144,240</b>	<b>\$ 140,538</b>	<b>\$ 172,827</b>	<b>\$ 167,304</b>
45200	PARKS & RECREATION	\$ 73,567	\$ 71,235	\$ 75,653	\$ 77,327
45300	CONTINGENCY	\$ -	\$ -	\$ 10,000	\$ -
45400	TRANSFER	\$ 69,315	\$ 74,659	\$ 38,000	\$ 38,000
	<b>OTHER</b>	<b>\$ 142,882</b>	<b>\$ 145,894</b>	<b>\$ 123,653</b>	<b>\$ 115,327</b>
48100	ECONOMIC DEVELOPMENT	\$ 1,786	\$ 2,292	\$ 20,000	\$ 20,000
	<b>ECONOMIC DEVELOPMENT</b>	<b>\$ 1,786</b>	<b>\$ 2,292</b>	<b>\$ 20,000</b>	<b>\$ 20,000</b>
<b>TOTAL EXPENDITURES</b>		<b>\$ 1,213,364</b>	<b>\$ 1,248,581</b>	<b>\$ 1,306,511</b>	<b>\$ 1,317,596</b>

CITY OF LAUDERDALE  
 LEGISLATIVE  
 2017

Account Number	Account Description	2014 Actual	2015 Actual	2016 Adopted	2017 Proposed
101-41100-103	PART TIME EMPLOYEES	\$ 16,500	\$ 16,500	\$ 16,500	\$ 16,500
101-41100-122	FICA/MC CONTRIBUTIONS	\$ 1,263	\$ 1,263	\$ 1,262	\$ 1,262
101-41100-151	WORKERS COMPENSATION INSURANCE	\$ 42	\$ 39	\$ 41	\$ 41
	<b>PERSONNEL</b>	<b>\$ 17,805</b>	<b>\$ 17,802</b>	<b>\$ 17,803</b>	<b>\$ 17,803</b>
101-41100-201	GENERAL SUPPLIES	\$ -	\$ 28	\$ -	\$ -
101-41100-202	PERMANENT SUPPLIES	\$ -	\$ -	\$ -	\$ -
	<b>SUPPLIES</b>	<b>\$ -</b>	<b>\$ 28</b>	<b>\$ -</b>	<b>\$ -</b>
101-41100-308	TRAINING & EDUCATION	\$ 139	\$ 1,499	\$ 1,500	\$ 2,500
101-41100-331	TRAVEL EXPENSE	\$ 5	\$ 2,001	\$ 1,000	\$ 1,000
101-41100-352	LEGAL NOTICES & PUBLISHING	\$ 700	\$ 2,728	\$ 800	\$ 800
101-41100-361	INSURANCE & BONDS	\$ 6,702	\$ 6,905	\$ 6,500	\$ 6,500
101-41100-438	DUES & SUBSCRIPTIONS	\$ 3,061	\$ 3,062	\$ 3,750	\$ 3,840
101-41100-439	SPECIAL EVENTS	\$ -	\$ -	\$ -	\$ -
101-41100-440	MEETING EXPENSES	\$ -	\$ 85	\$ -	\$ 100
	<b>OTHER SERVICES &amp; CHARGES</b>	<b>\$ 10,607</b>	<b>\$ 16,280</b>	<b>\$ 13,550</b>	<b>\$ 14,740</b>
101-41100-530	FURNITURE & EQUIPMENT	\$ -	\$ -	\$ -	\$ -
	<b>CAPITAL OUTLAY</b>	<b>\$ -</b>	<b>\$ -</b>	<b>\$ -</b>	<b>\$ -</b>
<b>TOTAL EXPENDITURES</b>		<b>\$ 28,412</b>	<b>\$ 34,110</b>	<b>\$ 31,353</b>	<b>\$ 32,543</b>

**NOTES:**

Dues include Metro Cities, League of Minnesota Cities, Mayor's Association and Suburban Rate Authority

CITY OF LAUDERDALE  
CITY ADMINISTRATION  
2017

Account Number	Account Description	2014 Actual	2015 Actual	2016 Adopted	2017 Proposed
101-41200-101	FULL TIME EMPLOYEES	\$ 111,427	\$ 114,722	\$ 121,029	\$ 120,987
101-41200-102	OVERTIME	\$ -	\$ -	\$ -	\$ -
101-41200-104	TEMPORARY EMPLOYEES	\$ -	\$ -	\$ -	\$ -
101-41200-121	PERA CONTRIBUTIONS	\$ 8,079	\$ 8,516	\$ 9,077	\$ 9,074
101-41200-122	FICA/MC CONTRIBUTIONS	\$ 8,805	\$ 9,066	\$ 9,259	\$ 9,256
101-41200-126	ICMA RETIREMENT	\$ -	\$ -	\$ -	\$ -
101-41200-131	HEALTH INSURANCE	\$ 16,320	\$ 16,198	\$ 18,240	\$ 18,240
101-41200-142	UNEMPLOYMENT	\$ -	\$ -	\$ -	\$ -
101-41200-151	WORKERS COMPENSATION INSURANCE	\$ 879	\$ 810	\$ 963	\$ 968
	<b>PERSONNEL</b>	<b>\$ 145,509</b>	<b>\$ 149,312</b>	<b>\$ 158,568</b>	<b>\$ 158,525</b>
101-41200-201	GENERAL SUPPLIES	\$ 1,652	\$ 1,933	\$ 1,800	\$ 1,800
101-41200-202	PERMANENT SUPPLIES	\$ -	\$ 211	\$ -	\$ -
101-41200-203	POSTAGE	\$ 2,099	\$ 2,616	\$ 3,000	\$ 3,000
101-41200-208	WATER DELIVERY	\$ 626	\$ 463	\$ 450	\$ 500
101-41200-227	TOOLS & EQUIPMENT	\$ -	\$ 472	\$ 1,000	\$ 1,000
	<b>SUPPLIES</b>	<b>\$ 4,377</b>	<b>\$ 5,695</b>	<b>\$ 6,250</b>	<b>\$ 6,300</b>
101-41200-306	CONSULTING FEES	\$ 7,628	\$ 5,841	\$ 6,920	\$ 8,780
101-41200-307	COMPUTER SERVICES	\$ 1,590	\$ 1,585	\$ 3,000	\$ 5,000
101-41200-308	TRAINING & EDUCATION	\$ 614	\$ 833	\$ 2,500	\$ 2,500
101-41200-309	DELIVERY	\$ -	\$ -	\$ -	\$ -
101-41200-327	OTHER SERVICES	\$ 324	\$ 716	\$ 400	\$ 400
101-41200-331	TRAVEL EXPENSE	\$ 973	\$ 1,006	\$ 1,200	\$ 1,200
101-41200-352	PUBLIC INFO NOTICES	\$ 950	\$ 963	\$ 1,100	\$ 1,000
101-41200-353	NEWSLETTER PRINTING	\$ 2,952	\$ 2,686	\$ 2,800	\$ 2,800
101-41200-355	PRINTING SERVICES	\$ 275	\$ 297	\$ 300	\$ 300
101-41200-361	INSURANCE & BONDS	\$ 6,054	\$ 6,390	\$ 5,800	\$ 6,400
101-41200-391	TELEPHONE/PAGERS	\$ 1,575	\$ 1,649	\$ 1,250	\$ 700
101-41200-401	COPIER CONTRACT	\$ 2,839	\$ 2,391	\$ 3,000	\$ 3,000
101-41200-404	COMPUTER REPAIR/MAINTENANCE	\$ -	\$ -	\$ -	\$ -
101-41200-409	OTHER EQUIPMENT REPAIR/MAINT	\$ -	\$ 153	\$ -	\$ 1,572
101-41200-420	RENTALS	\$ -	\$ -	\$ -	\$ -
101-41200-438	DUES & SUBSCRIPTIONS	\$ 2,588	\$ 2,851	\$ 3,400	\$ 3,000
101-41200-439	SPECIAL EVENTS	\$ -	\$ -	\$ -	\$ -
101-41200-440	MEETING EXPENSES	\$ 51	\$ 20	\$ 100	\$ 100
101-41200-442	MISCELLANEOUS	\$ 486	\$ 2,901	\$ 500	\$ 500
	<b>OTHER SERVICES &amp; CHARGES</b>	<b>\$ 28,900</b>	<b>\$ 30,282</b>	<b>\$ 32,270</b>	<b>\$ 37,252</b>
101-41200-530	FURNITURE & EQUIPMENT	\$ -	\$ -	\$ -	\$ -
101-41200-531	OFFICE EQUIPMENT	\$ -	\$ -	\$ -	\$ -
101-41200-534	OFFICE FURNITURE	\$ -	\$ -	\$ -	\$ -
101-41200-538	COMPUTER SOFTWARE & EQUIPMENT	\$ 2,438	\$ 1,192	\$ -	\$ -
	<b>CAPITAL OUTLAY</b>	<b>\$ 2,438</b>	<b>\$ 1,192</b>	<b>\$ -</b>	<b>\$ -</b>
<b>TOTAL EXPENDITURES</b>		<b>\$ 181,223</b>	<b>\$ 186,481</b>	<b>\$ 197,088</b>	<b>\$ 202,077</b>

NOTES

Dues include MCFOA, MAMA, MN GFOA, IMCA, MN City/County Management Association, Pioneer Press, Notary

CITY OF LAUDERDALE  
ELECTIONS, LEGAL AND AUDITING  
2017

Account Number	Account Description	2014 Actual	2015 Actual	2016 Adopted	2017 Proposed
101-41500-101	FULL TIME EMPLOYEES	\$ 9,366	\$ 9,587	\$ 10,553	\$ 10,135
101-41500-103	PART TIME EMPLOYEES	\$ -	\$ -	\$ -	\$ -
101-41500-104	TEMPORARY EMPLOYEES	\$ 2,207	\$ -	\$ 3,000	\$ -
101-41500-121	PERA CONTRIBUTIONS	\$ 679	\$ 701	\$ 791	\$ 760
101-41500-122	FICA/MC CONTRIBUTIONS	\$ 717	\$ 733	\$ 807	\$ 775
101-41500-131	HEALTH INSURANCE	\$ 1,530	\$ 1,404	\$ 1,710	\$ 1,710
101-41500-133	LIFE INSURANCE	\$ -	\$ -	\$ -	\$ -
101-41500-151	WORKERS COMPENSATION INSURANCE	\$ 85	\$ 79	\$ 101	\$ 81
	<b>PERSONNEL</b>	<b>\$ 14,584</b>	<b>\$ 12,504</b>	<b>\$ 16,962</b>	<b>\$ 13,461</b>
101-41500-201	GENERAL SUPPLIES	\$ 429	\$ -	\$ 600	\$ -
101-41500-202	PERMANENT SUPPLIES	\$ -	\$ -	\$ -	\$ 2,000
	<b>SUPPLIES</b>	<b>\$ 429</b>	<b>\$ -</b>	<b>\$ 600</b>	<b>\$ 2,000</b>
101-41500-300	LEGAL FEES - PROSECUTING	\$ 9,350	\$ 11,050	\$ 11,100	\$ 11,500
101-41500-301	AUDITING	\$ 13,688	\$ 13,680	\$ 14,500	\$ 14,500
101-41500-305	LEGAL FEES - CIVIL	\$ 8,692	\$ 22,342	\$ 11,000	\$ 11,000
101-41500-327	OTHER SERVICES	\$ 426	\$ 213	\$ 568	\$ 500
101-41500-331	TRAVEL EXPENSE	\$ -	\$ -	\$ -	\$ -
101-41500-352	PUBLIC INFORMATION NOTICES	\$ 310	\$ -	\$ 300	\$ -
101-41500-355	PRINTING SERVICES	\$ -	\$ 16	\$ -	\$ -
101-41500-409	OTHER EQUIPMENT REPAIR/MAINT	\$ -	\$ -	\$ -	\$ -
101-41500-440	MEETING EXPENSES	\$ -	\$ -	\$ -	\$ -
101-41500-442	MISCELLANEOUS	\$ 52	\$ -	\$ -	\$ -
	<b>OTHER SERVICES &amp; CHARGES</b>	<b>\$ 32,518</b>	<b>\$ 47,301</b>	<b>\$ 37,468</b>	<b>\$ 37,500</b>
101-41500-530	FURNITURE & EQUIPMENT	\$ -	\$ -	\$ -	\$ -
101-41500-539	VOTING MACHINE	\$ -	\$ -	\$ 1,650	\$ 1,650
	<b>CAPITAL OUTLAY</b>	<b>\$ -</b>	<b>\$ -</b>	<b>\$ 1,650</b>	<b>\$ 1,650</b>
<b>TOTAL EXPENDITURES</b>		<b>\$ 47,530</b>	<b>\$ 59,805</b>	<b>\$ 56,680</b>	<b>\$ 54,611</b>

CITY OF LAUDERDALE  
PUBLIC SAFETY  
2017

Account Number	Account Description	2014 Actual	2015 Actual	2016 Adopted	2017 Proposed
101-42100-202	PERMANENT SUPPLIES SUPPLIES	\$ 1,069 \$ 1,069	\$ - \$ -	\$ - \$ -	\$ - \$ -
101-42100-318	DISPATCH	\$ 14,075	\$ 14,802	\$ 17,174	\$ 18,469
101-42100-319	POLICE CONTRACT	\$ 617,081	\$ 634,386	\$ 653,061	\$ 672,590
101-42100-320	FIRE CONTRACT	\$ 14,903	\$ 17,303	\$ 18,000	\$ 18,000
101-42100-321	FIRE CALLS	\$ 17,370	\$ 10,756	\$ 16,000	\$ 16,000
101-42100-322	FIRE FALSE ALARMS	\$ -	\$ -	\$ -	\$ -
101-42100-323	FIRE INSPECTION	\$ 450	\$ 800	\$ 600	\$ 600
101-42100-355	PRINTING SERVICES	\$ 37	\$ 1,345	\$ -	\$ -
101-42100-360	INSURANCE	\$ -	\$ -	\$ -	\$ -
101-42100-391	TELEPHONE/PAGERS	\$ -	\$ -	\$ -	\$ -
101-42100-442	MISCELLANEOUS OTHER SERVICES & CHARGES	\$ 2,306 \$ 666,223	\$ 69 \$ 679,461	\$ 75 \$ 704,910	\$ 75 \$ 725,734
101-42100-530	FURNITURE & EQUIPMENT CAPITAL OUTLAY	\$ - \$ -	\$ - \$ -	\$ - \$ -	\$ - \$ -
<b>TOTAL EXPENDITURES</b>		<b>\$ 667,292</b>	<b>\$ 679,461</b>	<b>\$ 704,910</b>	<b>\$ 725,734</b>

CITY OF LAUDERDALE  
PUBLIC WORKS  
2017

Account Number	Account Description	2014 Actual	2015 Actual	2016 Adopted	2017 Proposed
101-43000-101	FULL TIME EMPLOYEES	\$ 33,150	\$ 34,350	\$ 30,415	\$ 32,039
101-43000-102	OVERTIME	\$ 2,014	\$ 948	\$ 3,000	\$ 3,000
101-43000-104	TEMPORARY EMPLOYEES	\$ -	\$ -	\$ -	\$ -
101-43000-121	PERA CONTRIBUTIONS	\$ 2,467	\$ 2,071	\$ 2,506	\$ 2,628
101-43000-122	FICA/MC CONTRIBUTIONS	\$ 2,929	\$ 3,030	\$ 2,556	\$ 2,681
101-43000-126	ICMA RETIREMENT	\$ -	\$ -	\$ -	\$ -
101-43000-131	HEALTH INSURANCE	\$ 4,971	\$ 4,087	\$ 5,700	\$ 5,700
101-43000-142	UNEMPLOYMENT	\$ -	\$ -	\$ -	\$ -
101-43000-151	WORKERS COMPENSATION INSURANCE	\$ 1,523	\$ 1,403	\$ 1,537	\$ 1,612
	<b>PERSONNEL</b>	<b>\$ 47,054</b>	<b>\$ 45,889</b>	<b>\$ 45,714</b>	<b>\$ 47,660</b>
101-43000-202	PERMANENT SUPPLIES	\$ -	\$ 1,498	\$ -	\$ -
101-43000-212	MOTOR FUELS	\$ 3,378	\$ 2,346	\$ 3,300	\$ 3,000
101-43000-213	LUBRICANTS & OTHER FLUIDS	\$ -	\$ 94	\$ -	\$ -
101-43000-225	LANDSCAPING MATERIALS	\$ -	\$ -	\$ -	\$ -
101-43000-226	SIGNS	\$ -	\$ -	\$ -	\$ -
101-43000-227	TOOLS & EQUIPMENT	\$ -	\$ 208	\$ 1,000	\$ 1,000
101-43000-228	REPAIR SUPPLIES	\$ 1,915	\$ 1,817	\$ 1,500	\$ 1,500
	<b>SUPPLIES</b>	<b>\$ 5,293</b>	<b>\$ 5,963</b>	<b>\$ 5,800</b>	<b>\$ 5,500</b>
101-43000-304	ENGINEERING	\$ -	\$ 666	\$ 1,000	\$ -
101-43000-308	TRAINING & EDUCATION	\$ -	\$ -	\$ -	\$ -
101-43000-313	SNOW & ICE REMOVAL	\$ 13,638	\$ 10,737	\$ 19,000	\$ 15,000
101-43000-314	STREET SWEEPING	\$ -	\$ -	\$ -	\$ -
101-43000-317	TREE SERVICE	\$ 6,000	\$ -	\$ 7,000	\$ 10,000
101-43000-324	ALLEY REPAIR	\$ -	\$ -	\$ -	\$ -
101-43000-327	OTHER SERVICES	\$ 410	\$ 959	\$ 500	\$ 500
101-43000-328	STREET REPAIR	\$ -	\$ -	\$ -	\$ -
101-43000-333	CLEANING CONTRACT	\$ -	\$ 2,937	\$ 1,000	\$ 1,000
101-43000-380	STREET LIGHTING	\$ 6,546	\$ 6,005	\$ 7,000	\$ 7,000
101-43000-381	ELECTRIC UTILITIES	\$ 2,777	\$ 2,972	\$ 3,200	\$ 3,200
101-43000-382	WATER UTILITIES	\$ 264	\$ 270	\$ 200	\$ 200
101-43000-383	GAS UTILITIES	\$ 3,999	\$ 1,838	\$ 3,500	\$ 3,500
101-43000-384	REFUSE DISPOSAL	\$ 3,375	\$ 3,330	\$ 3,200	\$ 3,500
101-43000-391	TELEPHONE/PAGERS	\$ 386	\$ 450	\$ 500	\$ 500
101-43000-402	CITY TRUCK REPAIR	\$ 583	\$ 610	\$ 2,000	\$ 1,000
101-43000-426	MACHINERY REPAIR	\$ -	\$ -	\$ -	\$ -
101-43000-442	MISCELLANEOUS	\$ 142	\$ 53	\$ 100	\$ 100
	<b>OTHER SERVICES &amp; CHARGES</b>	<b>\$ 38,121</b>	<b>\$ 30,827</b>	<b>\$ 48,200</b>	<b>\$ 45,500</b>
101-43000-530	FURNITURE & OFFICE EQUIPMENT	\$ -	\$ -	\$ -	\$ -
	<b>CAPITAL OUTLAY</b>	<b>\$ -</b>	<b>\$ -</b>	<b>\$ -</b>	<b>\$ -</b>
<b>TOTAL EXPENDITURES</b>		<b>\$ 90,467</b>	<b>\$ 82,679</b>	<b>\$ 99,714</b>	<b>\$ 98,660</b>

CITY OF LAUDERDALE  
 PLANNING, ZONING & INSPECTIONS  
 2017

Account Number	Account Description	2014 Actual	2015 Actual	2016 Adopted	2017 Proposed
101-43400-101	FULL TIME EMPLOYEES	\$ 36,413	\$ 37,501	\$ 39,463	\$ 39,595
101-43400-104	TEMPORARY EMPLOYEES	\$ -	\$ -	\$ -	\$ -
101-43400-121	PERA CONTRIBUTIONS	\$ 2,640	\$ 2,786	\$ 2,960	\$ 2,966
101-43400-122	FICA/MC CONTRIBUTIONS	\$ 3,022	\$ 3,095	\$ 3,019	\$ 3,025
101-43400-126	ICMA RETIREMENT	\$ -	\$ -	\$ -	\$ -
101-43400-131	HEALTH INSURANCE	\$ 5,893	\$ 5,509	\$ 6,840	\$ 6,840
101-43400-133	LIFE INSURANCE	\$ -	\$ -	\$ -	\$ -
101-43400-151	WORKERS COMPENSATION INSURANCE	\$ 1,419	\$ 1,307	\$ 1,481	\$ 1,518
	<b>PERSONNEL</b>	<b>\$ 49,386</b>	<b>\$ 50,198</b>	<b>\$ 53,763</b>	<b>\$ 53,944</b>
101-43000-201	GENERAL SUPPLIES	\$ -	\$ -	\$ -	\$ -
101-43400-202	PERMANENT SUPPLIES	\$ -	\$ -	\$ -	\$ -
101-43400-203	POSTAGE	\$ 245	\$ 371	\$ 300	\$ 300
	<b>SUPPLIES</b>	<b>\$ 245</b>	<b>\$ 371</b>	<b>\$ 300</b>	<b>\$ 300</b>
101-43400-306	CONSULTING FEES	\$ 148	\$ -	\$ 15,000	\$ 10,000
101-43400-308	TRAINING & EDUCATION	\$ 705	\$ 401	\$ 1,000	\$ 1,000
101-43400-310	PLUMBING INSPECTIONS	\$ -	\$ -	\$ -	\$ -
101-43400-311	HEATING INSPECTIONS	\$ -	\$ -	\$ -	\$ -
101-43400-312	BUILDING INSPECTIONS	\$ 1,970	\$ 4,195	\$ 2,000	\$ 2,000
101-43400-327	OTHER SERVICES	\$ -	\$ -	\$ -	\$ -
101-43400-331	TRAVEL EXPENSES	\$ -	\$ -	\$ -	\$ -
101-43400-355	PRINTING SERVICES	\$ 46	\$ -	\$ -	\$ -
101-43400-386	GOPHER STATE LOCATES	\$ 677	\$ 549	\$ 500	\$ 600
101-43400-388	SAC UNIT CHARGES	\$ -	\$ -	\$ -	\$ -
101-43400-437	SALES TAX	\$ -	\$ -	\$ -	\$ -
101-43400-442	MISCELLANEOUS	\$ 119	\$ 1,098	\$ 50	\$ -
101-43400-443	SURCHARGE REPORT	\$ 477	\$ 1,047	\$ 500	\$ 800
	<b>OTHER SERVICES &amp; CHARGES</b>	<b>\$ 4,142</b>	<b>\$ 7,290</b>	<b>\$ 19,050</b>	<b>\$ 14,400</b>
101-43000-510	COMPUTER SOFTWARE & EQUIPMENT	\$ -	\$ -	\$ -	\$ -
	<b>CAPITAL OUTLAY</b>	<b>\$ -</b>	<b>\$ -</b>	<b>\$ -</b>	<b>\$ -</b>
<b>TOTAL EXPENDITURES</b>		<b>\$ 53,773</b>	<b>\$ 57,859</b>	<b>\$ 73,113</b>	<b>\$ 68,644</b>

CITY OF LAUDERDALE  
PARKS & RECREATION  
2017

Account Number	Account Description	2014 Actual	2015 Actual	2016 Adopted	2017 Proposed
101-45200-101	FULL TIME EMPLOYEES	\$ 44,005	\$ 45,270	\$ 44,675	\$ 46,278
101-45200-103	PART TIME EMPLOYEES	\$ -	\$ -	\$ -	\$ -
101-45200-104	TEMPORARY EMPLOYEES	\$ 5,558	\$ 4,957	\$ 6,000	\$ 6,000
101-45200-121	PERA CONTRIBUTIONS	\$ 3,075	\$ 2,570	\$ 3,351	\$ 3,025
101-45200-122	FICA/MC CONTRIBUTIONS	\$ 4,086	\$ 4,295	\$ 3,877	\$ 3,999
101-45200-131	HEALTH INSURANCE	\$ 6,932	\$ 6,050	\$ 8,550	\$ 8,550
101-45200-133	LIFE INSURANCE	\$ -	\$ -	\$ -	\$ -
101-45200-142	UNEMPLOYMENT BENEFIT	\$ -	\$ 92	\$ -	\$ -
101-45200-151	WORKERS COMPENSATION INSURANCE	\$ 1,341	\$ 1,189	\$ 1,350	\$ 1,415
	<b>PERSONNEL</b>	<b>\$ 64,996</b>	<b>\$ 64,423</b>	<b>\$ 67,803</b>	<b>\$ 69,267</b>
101-45200-201	GENERAL SUPPLIES	\$ 472	\$ 122	\$ 250	\$ 250
101-45200-202	PERMANENT SUPPLIES	\$ -	\$ 560	\$ 200	\$ 200
101-45200-212	MOTOR FUELS	\$ -	\$ -	\$ -	\$ -
101-45200-225	LANDSCAPING MATERIALS	\$ 975	\$ -	\$ 1,000	\$ 1,000
101-45200-228	REPAIR SUPPLIES	\$ 103	\$ 290	\$ 500	\$ 500
	<b>SUPPLIES</b>	<b>\$ 1,550</b>	<b>\$ 972</b>	<b>\$ 1,950</b>	<b>\$ 1,950</b>
101-45200-317	TREE SERVICE	\$ -	\$ -	\$ -	\$ -
101-45200-370	PARK & RECREATION EXPENSES	\$ 760	\$ 1,552	\$ 700	\$ 700
101-45200-371	NON-RESIDENT REIMBURSEMENT	\$ 1,744	\$ 1,075	\$ 1,700	\$ 1,700
101-45200-381	ELECTRIC UTILITIES	\$ 465	\$ 363	\$ 500	\$ 500
101-45200-382	WATER UTILITIES	\$ 352	\$ 239	\$ 250	\$ 260
101-45200-383	GAS UTILITIES	\$ 624	\$ 442	\$ 700	\$ 700
101-45200-384	REFUSE DISPOSAL	\$ -	\$ -	\$ -	\$ -
101-45200-391	TELEPHONE/PAGERS	\$ 22	\$ -	\$ 50	\$ 50
101-45200-403	TRACTOR/MOWER REPAIR/MAINT	\$ -	\$ 1,594	\$ 1,000	\$ 1,000
101-45200-412	WARMING HOUSE REPAIR/MAINT	\$ -	\$ -	\$ -	\$ -
101-45200-427	PORTA POTTY RENTAL	\$ 1,072	\$ 575	\$ 1,000	\$ 1,200
101-45200-442	MISCELLANEOUS	\$ 1,982	\$ -	\$ -	\$ -
	<b>OTHER SERVICES &amp; CHARGES</b>	<b>\$ 7,021</b>	<b>\$ 5,840</b>	<b>\$ 5,900</b>	<b>\$ 6,110</b>
101-45200-540	MACHINERY & EQUIPMENT	\$ -	\$ -	\$ -	\$ -
	<b>CAPITAL OUTLAY</b>	<b>\$ -</b>	<b>\$ -</b>	<b>\$ -</b>	<b>\$ -</b>
<b>TOTAL EXPENDITURES</b>		<b>\$ 73,567</b>	<b>\$ 71,235</b>	<b>\$ 75,653</b>	<b>\$ 77,327</b>



CITY OF LAUDERDALE  
 CONTINGENCY  
 2017

Account Number	Account Description	2014 Actual	2015 Actual	2016 Adopted	Proposed Adopted
101-45300-444	CONTINGENCY FUNDS	\$ -	\$ -	\$ 10,000	\$ -
	OTHER SERVICES & CHARGES	\$ -	\$ -	\$ 10,000	\$ -
<b>TOTAL EXPENDITURES</b>		<u>\$ -</u>	<u>\$ -</u>	<u>\$ 10,000</u>	<u>\$ -</u>

CITY OF LAUDERDALE  
 TRANSFERS  
 2017

Account Number	Account Description	2014 Actual	2015 Actual	2016 Adopted	2017 Proposed
101-45400-710	OPERATING TRANSFER	\$ 38,000	\$ 38,000	\$ 38,000	\$ 38,000
101-45400-721	OPERATING TRANSFER TO 201	\$ -	\$ -	\$ -	\$ -
101-45400-731	OPERATING TRANSFER TO 301	\$ -	\$ -	\$ -	\$ -
101-45400-732	OPERATING TRANSFER TO 302	\$ -	\$ -	\$ -	\$ -
101-45400-733	OPERATING TRANSFER TO 303	\$ -	\$ -	\$ -	\$ -
101-45400-734	OPERATING TRANSFER TO 304	\$ 6,297	\$ -	\$ -	\$ -
101-45400-741	OPERATING TRANSFER TO 401	\$ -	\$ -	\$ -	\$ -
101-45400-742	OPERATING TRANSFER TO 402	\$ 25,018	\$ 36,659	\$ -	\$ -
101-45400-743	OPERATING TRANSFER TO 403	\$ -	\$ -	\$ -	\$ -
101-45400-744	OPERATING TRANSFER TO 404	\$ -	\$ -	\$ -	\$ -
101-45400-745	OPERATING TRANSFER TO 405	\$ -	\$ -	\$ -	\$ -
101-45400-747	OPERATING TRANSFER TO 407	\$ -	\$ -	\$ -	\$ -
101-45400-749	OPERATING TRANSFER TO 409	\$ -	\$ -	\$ -	\$ -
	<b>TRANSFERS</b>	<u>\$ 69,315</u>	<u>\$ 74,659</u>	<u>\$ 38,000</u>	<u>\$ 38,000</u>
	<b>TOTAL EXPENDITURES</b>	<u>\$ 69,315</u>	<u>\$ 74,659</u>	<u>\$ 38,000</u>	<u>\$ 38,000</u>

CITY OF LAUDERDALE  
 ECONOMIC DEVELOPMENT  
 2017

Account Number	Account Description	2014 Actual	2015 Actual	2016 Adopted	2017 Proposed
101-48100-306	CONSULTING FEES	\$ 1,786	\$ 2,292	\$ 20,000	\$ 20,000
101-48100-442	MISCELLANEOUS	\$ -	\$ -	\$ -	\$ -
	OTHER SERVICES & CHARGES	\$ 1,786	\$ 2,292	\$ 20,000	\$ 20,000
<b>TOTAL EXPENDITURES</b>		<u>\$ 1,786</u>	<u>\$ 2,292</u>	<u>\$ 20,000</u>	<u>\$ 20,000</u>