

LAUDERDALE CITY COUNCIL MEETING AGENDA
7:30 P.M. TUESDAY, JULY 31, 2018
LAUDERDALE CITY HALL, 1891 WALNUT STREET

The City Council is meeting as a legislative body to conduct the business of the City according to Robert's Rules of Order and the Standing Rules of Order and Business of the City Council. Unless so ordered by the Mayor, citizen participation is limited to the times indicated and always within the prescribed rules of conduct for public input at meetings.

1. **CALL THE MEETING TO ORDER**
2. **ROLL CALL**
3. **APPROVALS**
 - a. Agenda
 - b. Claims Totaling: TBD
4. **CONSENT**
 - a. Authorization to Process Accounts Payable
 - b. Second Quarter Financial Report
5. **SPECIAL ORDER OF BUSINESS/RECOGNITIONS/PROCLAMATIONS**
6. **INFORMATIONAL PRESENTATIONS / REPORTS**
 - a. National Night to Unite, August 7
 - b. City Council Updates
7. **PUBLIC HEARINGS**

Public hearings are conducted so that the public affected by a proposal may have input into the decision. During hearings all affected residents will be given an opportunity to speak pursuant to the Robert's Rules of Order and the standing rules of order and business of the City Council.

8. **DISCUSSION / ACTION ITEM**
 - a. Opportunities for Cooperation with the Trust for Public Land
9. **ITEMS REMOVED FROM THE CONSENT AGENDA**
10. **ADDITIONAL ITEMS**
11. **SET AGENDA FOR NEXT MEETING**
 - a. 2019 Preliminary Budget and Levy
12. **WORK SESSION**
 - a. Opportunity for the Public to Address the City Council

Any member of the public may speak at this time on any item not on the agenda. In consideration for the public attending the meeting, this portion of the meeting will be limited to fifteen (15) minutes. Individuals are requested to limit their comments to four (4) minutes or

less. If the majority of the Council determines that additional time on a specific issue is warranted, then discussion on that issue shall be continued at the end of the agenda. Before addressing the City Council, members of the public are asked to step up to the microphone, give their name, address, and state the subject to be discussed. All remarks shall be addressed to the Council as a whole and not to any member thereof. No person other than members of the Council and the person having the floor shall be permitted to enter any discussion without permission of the presiding officer.

Your participation, as prescribed by the Robert's Rules of Order and the standing rules of order and business of the City Council, is welcomed and your cooperation is greatly appreciated.

- b. 2018-2019 Goal Setting
- c. 2019 Preliminary Budget and Levy
- d. Community Development Update

13. **ADJOURNMENT**



CITY OF LAUDERDALE
LAUDERDALE CITY HALL
1891 WALNUT STREET
LAUDERDALE, MN 55113
651-792-7650
651-631-2066 FAX

Request for Council Action

To: Mayor and City Council
From: City Administrator
Meeting Date: July 31, 2018
Subject: List of Claims

The claims totaling \$25,864.34 are provided for City Council review and approval that includes check numbers 25958 to 25969.

Accounts Payable

Checks by Date - Detail by Check Date

User: miles.cline
 Printed: 7/30/2018 3:09 PM



Check No	Vendor No Invoice No	Vendor Name Description	Check Date Reference	Check Amount
ACH 43		Public Employees Retirement Association	07/27/2018	
		PR Batch 51500.07.2018 PERA Coordinated	PR Batch 51500.07.2018 PER	948.69
		PR Batch 51500.07.2018 PERA Coordinated	PR Batch 51500.07.2018 PER	1,094.65
Total for this ACH Check for Vendor 43:				2,043.34
ACH 44		Minnesota Department of Revenue	07/27/2018	
		PR Batch 51500.07.2018 State Income Tax	PR Batch 51500.07.2018 Stat	720.80
Total for this ACH Check for Vendor 44:				720.80
ACH 45		ICMA Retirement Corporation	07/27/2018	
		PR Batch 51500.07.2018 Deferred Comp	PR Batch 51500.07.2018 Defi	1,352.31
		PR Batch 51500.07.2018 Deferred Comp	PR Batch 51500.07.2018 Defi	938.33
Total for this ACH Check for Vendor 45:				2,290.64
ACH 46		Internal Revenue Service	07/27/2018	
		PR Batch 51500.07.2018 Medicare Employee Pc	PR Batch 51500.07.2018 Mec	255.54
		PR Batch 51500.07.2018 FICA Employer Portio	PR Batch 51500.07.2018 FIC.	1,092.53
		PR Batch 51500.07.2018 Federal Income Tax	PR Batch 51500.07.2018 Fed	1,194.97
		PR Batch 51500.07.2018 FICA Employee Portio	PR Batch 51500.07.2018 FIC.	1,092.53
		PR Batch 51500.07.2018 Medicare Employer Po	PR Batch 51500.07.2018 Mec	255.54
Total for this ACH Check for Vendor 46:				3,891.11
Total for 7/27/2018:				8,945.89
25958 34		AFSCME MN Council 5	07/31/2018	
		PR Batch 51500.07.2018 Union Dues	PR Batch 51500.07.2018 Uni	200.08
Total for Check Number 25958:				200.08
25959 212		Bergo Environmental Inc	07/31/2018	
	2212	1821 & 1825 Eustis Asbestos Testing		900.00
Total for Check Number 25959:				900.00
25960 36		City of Roseville	07/31/2018	
	0224746	July IT Services		1,118.00
	0224792	July Phone Services		82.43
Total for Check Number 25960:				1,200.43
25961 25		County of Ramsey	07/31/2018	
		PR Batch 51500.07.2018 Short Term Disability	PR Batch 51500.07.2018 Sho	70.53
		PR Batch 51500.07.2018 Long Term Disability	PR Batch 51500.07.2018 Lon	101.64
		PR Batch 51500.07.2018 Life Insurance	PR Batch 51500.07.2018 Life	314.08

Check No	Vendor No Invoice No	Vendor Name Description	Check Date Reference	Check Amount
			Total for Check Number 25961:	486.25
25962	31	Kennedy & Graven Chartered	07/31/2018	
	143656	June Legal Services		2,474.50
	143656	TIF District 1-2		816.05
	143656	TIF District 1-2		467.04
			Total for Check Number 25962:	3,757.59
25963	213	NTI - Northern Technologies LLC	07/31/2018	
	27647	Eustis Street Geotechnical Exploration		3,950.00
			Total for Check Number 25963:	3,950.00
25964	155	Seven Corners Printing	07/31/2018	
	46655	2Q2018 Newsletter		637.00
			Total for Check Number 25964:	637.00
25965	214	Carolyn Shada	07/31/2018	
	072018	Cancelled Permit Fee		1,413.75
	072018	Cancelled State Surcharge Fee		87.50
			Total for Check Number 25965:	1,501.25
25966	215	Signarama	07/31/2018	
	INV-33732	Dog Park Sign		75.00
			Total for Check Number 25966:	75.00
25967	26	Stantec Consulting Services Inc	07/31/2018	
	1384151	2018 Sanitary Sewer Lining Project		1,803.97
	1384154	Gen Eng Services - Eustis		2,048.50
			Total for Check Number 25967:	3,852.47
25968	91	Suburban Ace Hardware	07/31/2018	
	072018	General Supplies		18.38
			Total for Check Number 25968:	18.38
25969	162	Swanson Haskamp Consulting, LLC	07/31/2018	
	644	Comprehensive Plan Pay 13		340.00
			Total for Check Number 25969:	340.00
			Total for 7/31/2018:	16,918.45
			Report Total (16 checks):	25,864.34

**LAUDERDALE COUNCIL
ACTION FORM**

Action Requested

Consent X
Public Hearing
Discussion
Action
Resolution
Work Session

Meeting Date July 31, 2018
ITEM NUMBER Accounts Payable Auth.
STAFF INITIAL VB
APPROVED BY ADMINISTRATOR

DESCRIPTION OF ISSUE AND PAST COUNCIL ACTION:

To be able to process as many bills as possible, staff will run claims after mail arrives on Monday and email the list for your review in advance of Tuesday's meeting.

Should the August 14 city council meeting be cancelled due to the primary election, staff is requesting authorization to process accounts payable referencing the Purchasing and Contracting Policy adopted on June 30, 2015. The policy provides for expenditures that are included in the budget and under \$10,000 to be approved by the city administrator.

Additionally, Minnesota Statutes 471.425, subdivision 2 states that 35 days from receipt of claim payment must be made for governing boards that meet at least once per month. If claims, are not paid promptly, the government entity must pay interest on bills not paid in a time manner of 1.5% per month or part of a month. The lag between meetings means the 35 days could be exceeded.

The listing of claims paid would be included in the August 28 council packet.

OPTIONS:

STAFF RECOMMENDATION:

Motion to approve accounts payable processing per limits established in the Purchasing and Contracting Policy.


**LAUDERDALE COUNCIL
ACTION FORM**

Action Requested

Consent X
Public Hearing
Discussion
Action
Resolution
Work Session

Meeting Date August 14, 2018

ITEM NUMBER 2Q18 Investment Report

STAFF INITIAL 

APPROVED BY ADMINISTRATOR

DESCRIPTION OF ISSUE AND PAST COUNCIL ACTION:

Following is the Second Quarter Investment Report.

OPTIONS:

STAFF RECOMMENDATION:

By approving the Consent Agenda, the Council acknowledges the investment report for April—June 2018.

COUNCIL ACTION:



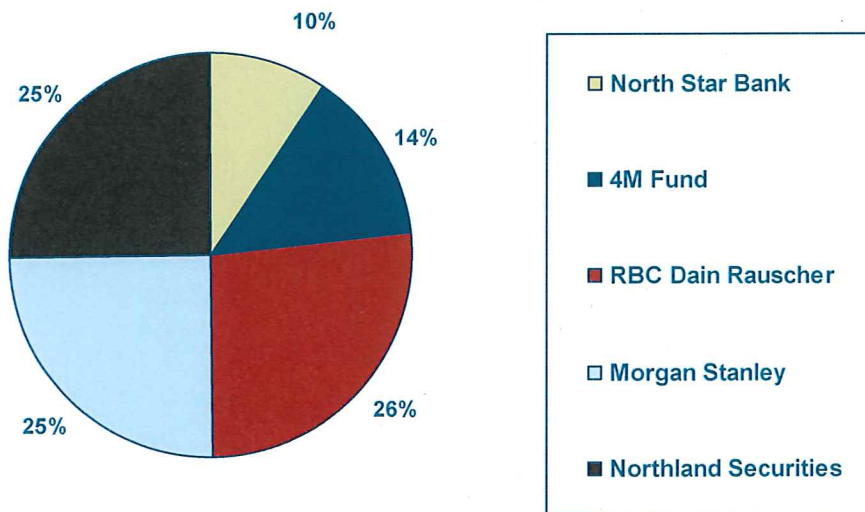
Second Quarter 2018

Investment Report

INVESTMENTS

As of June 30, 2018, the City had the following amounts with official depositories:

North Star Bank	\$ 304,684
4M Fund	448,322
RBC Dain Rauscher	848,000
Morgan Stanley	803,136
Northland Securities	816,767
TOTAL	\$ 3,220,909



DEPOSITORIES AND INVESTMENT TYPES

North Star Bank		
Checking Account	\$	304,684
4M Fund		
Joint Powers Investment	\$	448,322
RBC Dain Rauscher		
Certificates of Deposit	\$	848,000 (9)
Northland Securities		
Money Market Account	\$	16,767
Certificates of Deposit	\$	800,000 (8)
Morgan Stanley		
Money Market Account	\$	3,136
Certificates of Deposit	\$	800,000 (8)

The City's Investment Policy sets some perimeters for investments, such as no more than 60% of the investment portfolio, or \$2,000,000 (whichever is less) shall be invested with any one investment company. No investments shall be made with a term over ten years unless with prior approval from the City Council.

INVESTMENT TERM

Liquid assets are money market accounts.

1-5 Years are made up of certificate of deposit and US Government Instrumentality Securities.

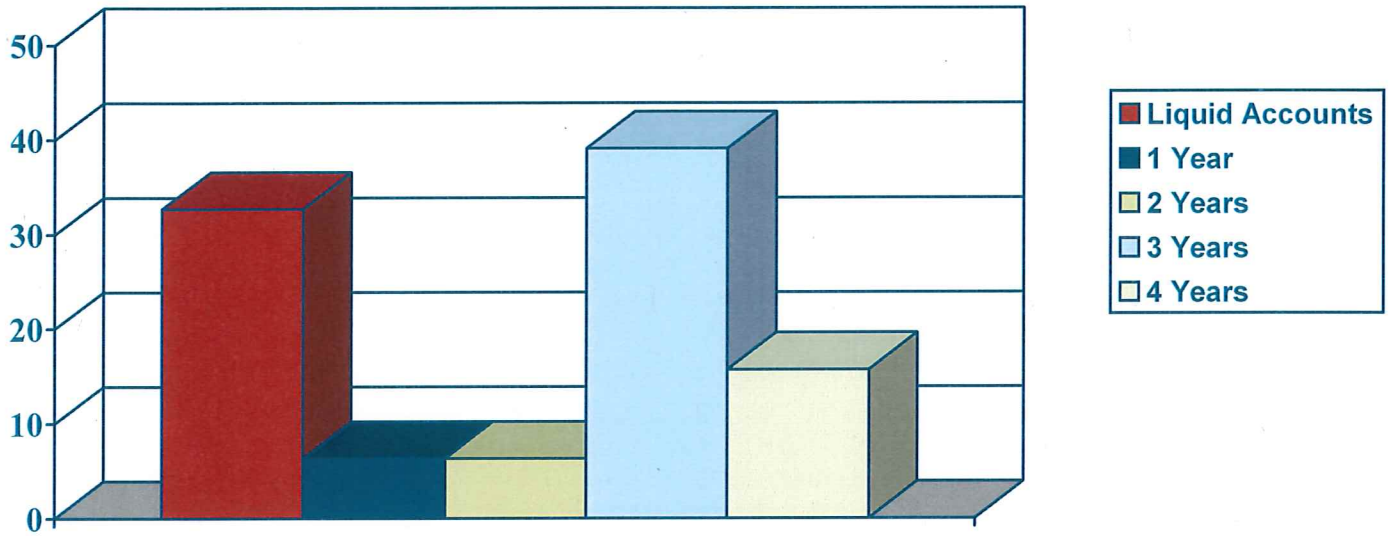
6-10 Years are US Government Instrumentality Securities.

11-15 Years are US Government Instrumentality Securities.

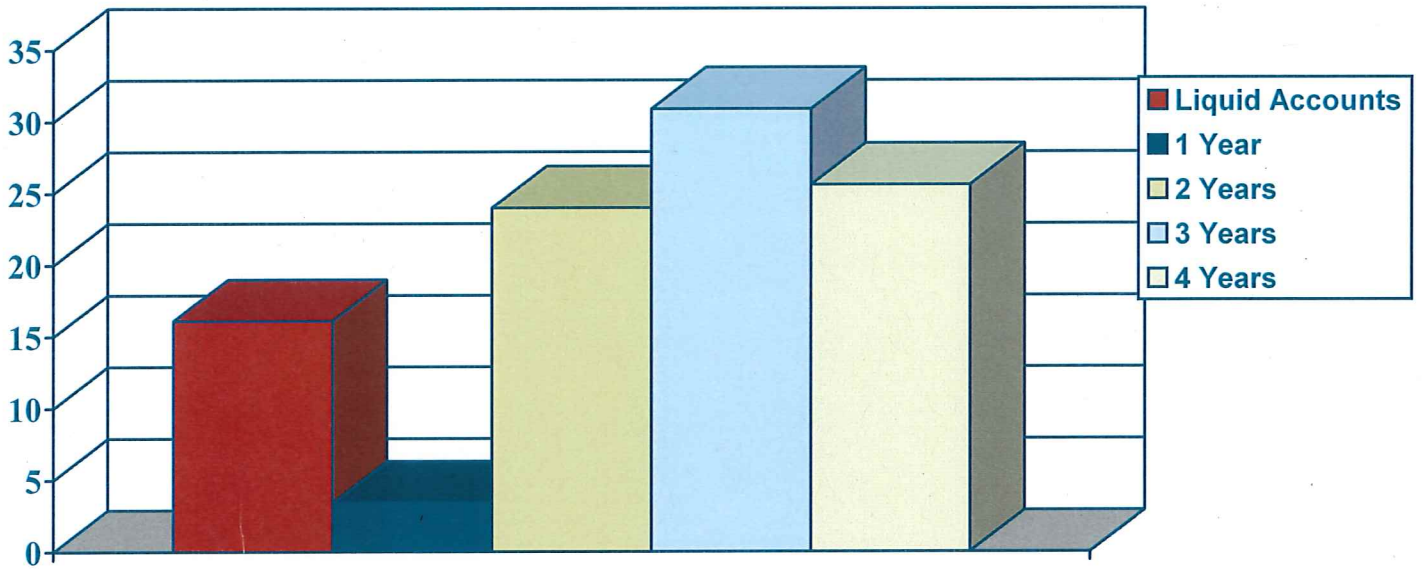
15+ Years are US Government Instrumentality Securities and bonds.

US Government Instrumentality Securities are financial intermediaries established by the federal government to fund loans to certain groups of borrowers, such as homeowners, farmers and students. Most active issuers are Federal Home Loan Bank, Federal National Mortgage Association (Fannie Mae) and Tennessee Valley Authority. Maturities range from three months to 30 years with fixed interest rates.

2017 Investment Portfolio

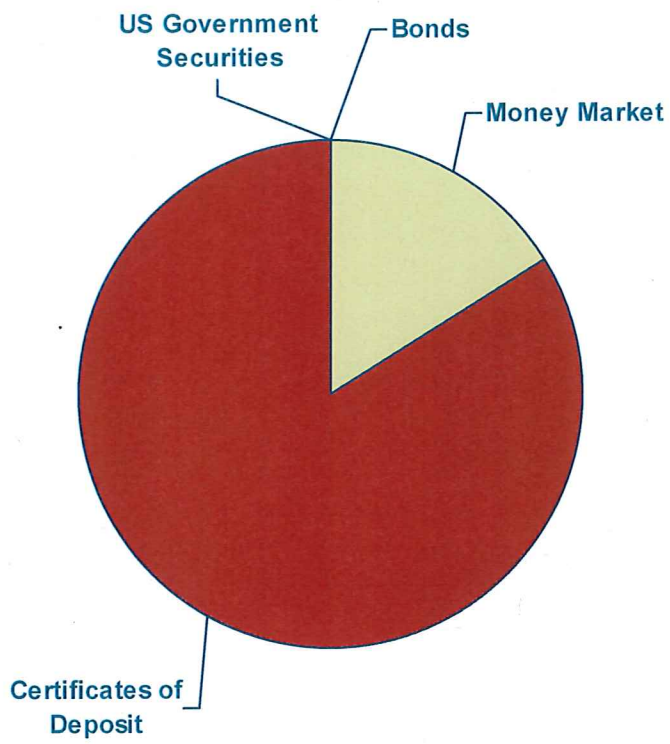


Second Quarter 2018 Investment Portfolio



INVESTMENT TYPES

Money Market	\$	468,224
Bonds		0
Certificates of Deposit		2,448,000
US Government Securities		0



Investment Schedule

<i>Maturity Date</i>	<i>Type</i>	<i>Interest Rate</i>	<i>Investment Broker</i>	<i>Amount</i>	<i>Bank</i>
6/22/2021	CD	3.00%	Morgan Stanley	\$100,000	Synchrony
3/29/2021	CD	2.95%	RBC	\$100,000	Townebank
1/4/2021	CD	2.00%	Northland	\$100,000	Medallion Bank
9/28/2020	CD	1.95%	Morgan Stanley	\$100,000	Barclay Bank
9/28/2020	CD	2.00%	RBC	\$100,000	Webbank
3/27/2020	CD	1.85%	Northland	\$100,000	Landmark Bank
12/30/2019	CD	1.70%	Morgan Stanley	\$100,000	Wells Fargo
12/23/2019	CD	2.50%	Northland	\$100,000	Morgan Stanley Bank
10/28/2019	CD	2.00%	RBC	\$200,000	Capital One Glen Allen
10/28/2019	CD	2.00%	RBC	\$200,000	Capital One McLean
9/30/2019	CD	1.70%	Morgan Stanley	\$100,000	Ally Bank
9/27/2019	CD	1.70%	Morgan Stanley	\$100,000	Discover
9/23/2019	CD	2.45%	RBC	\$100,000	Ben Franklin Bank
8/28/2019	CD	2.35%	Northland	\$100,000	Planters Bank
4/15/2019	CD	1.20%	Northland	\$100,000	Ally Bank
3/4/2019	CD	1.20%	Northland	\$100,000	Key Bank
2/26/2019	CD	1.25%	Northland	\$100,000	BMW Bank
12/21/2018	CD	1.50%	Morgan Stanley	\$100,000	Discover Bank
11/5/2018	CD	1.65%	RBC	\$148,000	American Express Centurion
11/5/2018	CD	1.50%	Morgan Stanley	\$100,000	Goldman Sacks
7/2/2018	CD	1.40%	Morgan Stanley	\$100,000	Wells Fargo
6/29/2018	CD	1.40%	Northland	\$100,000	Comenity Bank

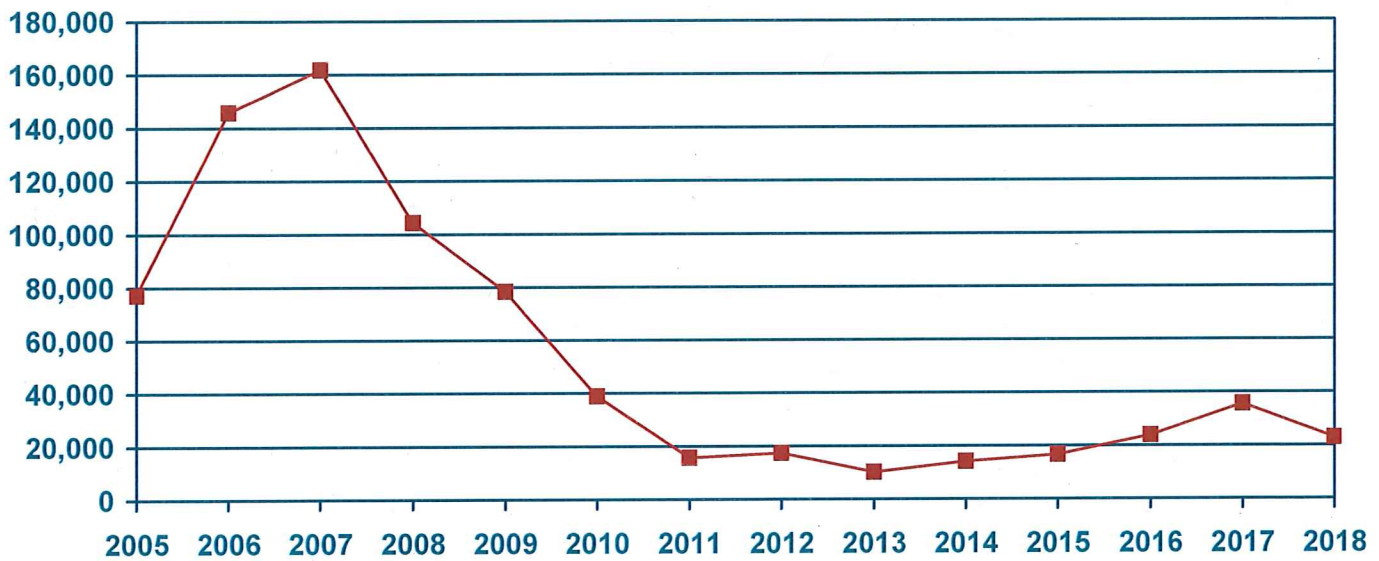
\$2,448,000

New investments purchased in the second quarter of 2018 are shown in red.

The following chart shows the interest earnings since 2005 with 2007 being our best year with earnings of \$161,884. Recently, short term interest rates made significant jumps forward while long term rates have stayed flat. While the City is capitalizing on those short term rates, media attention has focused on how the inverse yield curve is a sign of economic troubles ahead. The debate going on in economic and investment circles is interesting and an article from *The New York Times* that sums it up fairly simply follows.

Investment interest through 2017 was \$35,630; the first half of 2018 totaled \$22,986.44.

INTEREST EARNINGS



The New York Times

What's the Yield Curve? 'A Powerful Signal of Recessions' Has Wall Street's Attention

By Matt Phillips

June 25, 2018

You can try to play down a trade war with China. You can brush off the impact of rising oil prices on corporate earnings.

But if you're in the business of making economic predictions, it has become very difficult to disregard an important signal from the bond market.

The so-called yield curve is perilously close to predicting a recession — something it has done before with surprising accuracy — and it's become a big topic on Wall Street.

Terms like “yield curve” can be mind-numbing if you're not a bond trader, but the mechanics, practical impact and psychology of it are fairly straightforward. Here's what the fuss is all about.

First, the mechanics.

The yield curve is basically the difference between interest rates on short-term United States government bonds, say, two-year Treasury notes, and long-term government bonds, like 10-year Treasury notes.

Typically, when an economy seems in good health, the rate on the longer-term bonds will be higher than short-term ones. The extra interest is to compensate, in part, for the risk that strong economic growth could set off a broad rise in prices, known as inflation. Lately, though, long-term bond yields have been stubbornly slow to rise — which suggests traders are concerned about long-term growth — even as the economy shows plenty of vitality.

At the same time, the Federal Reserve has been raising short-term rates, so the yield curve has been “flattening.” In other words, the gap between short-term interest rates and long-term rates is shrinking.

The gap between two-year and 10-year United States Treasury notes is roughly 0.34 percentage points. It was last at these levels in 2007 when the United States economy was heading into what was arguably the worst recession in almost 80 years.

As scary as references to the financial crisis sound, flattening alone does not mean that the United States is doomed to slip into another recession. But if it keeps moving in this direction, eventually long-term interest rates will fall below short-term rates.

When that happens, the yield curve has “inverted.” An inversion is seen as “a powerful signal of recessions,” as the president of the New York Fed, John Williams, said this year, and that’s what everyone is watching for.

Every recession of the past 60 years has been preceded by an inverted yield curve, according to research from the San Francisco Fed. Curve inversions have “correctly signaled all nine recessions since 1955 and had only one false positive, in the mid-1960s, when an inversion was followed by an economic slowdown but not an official recession,” the bank’s researchers wrote in March.

Even if it hasn’t happened yet, the move in that direction has Wall Street’s attention.

“For economists, of course it’s always been traditionally a very good signal of directionality of the economy,” said Sonja Gibbs, senior director of capital markets at the Institute of International Finance. “That’s why everyone is bemoaning the flattening of the yield curve.”

Recession? Really?

Sure, it seems like a strange time to be worried about recession. Unemployment is at an 18-year low, corporate investment is picking up steam, and consumer spending shows signs of rebounding.

Some economists on Wall Street think the economy could be growing at around a nearly 5 percent annualized clip this quarter. But if the current economic vigor is only reflecting a short-term stimulus coming from the Trump administration's tax cut, then some kind of slowdown is to be expected.

"It's very hard to see what's going to goose the economy further from these levels," Ms. Gibbs said.

And the financial markets can sometimes sniff out problems with the economy before they show up in the official economic snapshots published on G.D.P. and unemployment. Another notable yield curve inversion occurred in February 2000, just before the stock market's dot-com bubble burst.

In that sense, the government bond market isn't alone. Stocks have been in a sideways struggle since the Standard & Poor's 500-stock index last peaked on Jan. 26. Returns on corporate bonds are negative, as are some key commodities tied to industrial activity.

An important caveat to the predictive power of the yield curve is that it can't predict precisely when a recession will begin. In the past the recession has come in as little as six months, or as long as two years, after the inversion, the San Francisco Fed's researchers note.

In other words, there's a reason to look at the yield curve skeptically, despite its prowess at predicting recessions.

The new fear gauge.

As in all market moves, perceptions of its significance mean the yield curve can sometimes become a feedback loop.

If enough investors begin to grow concerned about a recession, they will most likely put more and more money into the safety of long-term government bonds. That buying binge would likely help flatten, or invert, the yield curve.

Then people will write articles about the curve's sending a stronger signal on recession. And that could, in turn, drive even more people to buy into long-term bonds. Rinse. Repeat.

There's also a practical impact.

But it's not just psychology. The yield curve helps determine some of the decisions that are the most crucial to the health of the American economy.

Specifically, the flattening yield curve makes banking, which is basically the business of borrowing money at short-term rates and lending it at long-term rates, less profitable. And if the yield curve inverts, it means lending money becomes a losing proposition.

Either way, the flow of lending is likely to be curtailed. And in the United States, where borrowed money is the lifeblood of economic activity, that can slam the brakes on economic growth.

The Fed's hand.

There is an argument to be made against reading too much into the yield curve's moves — and it hangs on the idea that, rather than the free market, central banks have had a big influence on both the long-term and short-term rates.

Since the last recession, central banks bought trillions of dollars of government bonds as they tried to push long-term interest rates lower in order to lend a helping hand to the economy.

Even though they're reversing course now, central banks still own massive amounts of those bonds, and that may be keeping long-term interest rates lower than they would otherwise be.

Also, the Federal Reserve has been raising short-term interest rates since December 2015 and has indicated it will keep doing so this year.

So if long-term rates were pushed lower by central bank bond buying, and now short-term rates are being pushed higher as the Fed tightens its monetary policy, the yield curve has nowhere to go but flatter.

“In the current environment, I think it’s a less reliable indicator than it has been in the past,” said Matthew Luzzetti, a senior economist at Deutsche Bank.

A version of this article appears in print on June 26, 2018, on Page B1 of the New York edition with the headline: A Recession Signal Is Flashing Yellow

LAUDERDALE COUNCIL ACTION FORM

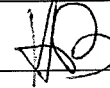
Action Requested

Consent _____
Public Hearing _____
Discussion X
Action _____
Resolution _____
Work Session _____

Meeting Date July 24, 2018

ITEM NUMBER Disc w/Trust for Public Land

STAFF INITIAL



APPROVED BY ADMINISTRATOR

DESCRIPTION OF ISSUE AND PAST COUNCIL ACTION:

Jenna Fletcher, Program Manager for the Trust for Public Land (TPL), will attend the meeting. Staff first met Jenna a couple of month ago when she came to discuss their initiative to get every Twin Cities resident within a 10-minute walk to a park, trail, or natural area. She presented a map that showed a gap in the southeast portion of the City. This was just as we were becoming aware of Luther Seminary's plans to sell their land in Lauderdale which is commonly known as "Breck Woods." The overlap of interest was very apparent.

Since then we have continued to share information and discuss opportunities for collaboration. She is aware of local interest in Breck Woods coming under public ownership and our draft Comprehensive Plan that would establish a conservation area on part of the land. At our last meeting with Jenna, staff invited her to attend a city council meeting to get an understanding of the Council's vision for Luther Seminary's property.

OPTIONS:

STAFF RECOMMENDATION:

LAUDERDALE COUNCIL ACTION FORM

Action Requested

Consent _____
Public Hearing _____
Discussion _____
Action _____
Resolution _____
Work Session X

Meeting Date July 31, 2018
ITEM NUMBER 2018-2019 Goal Setting
STAFF INITIAL HB
APPROVED BY ADMINISTRATOR _____

DESCRIPTION OF ISSUE AND PAST COUNCIL ACTION:

Staff have started preparing the 2019 budget. Part of that process is reviewing the goals established last year to see what was and wasn't accomplished. Often some goals get set aside as new issues and opportunities come up throughout a year. The accomplishments the Council can be most proud of from the previous year were not even contemplated when establishing the goals last year. As such, less goals have been "checked" off as normally would be but many 2017-2018 goals are progressing or almost completed. Staff summarized the progress made on each goal, which is attached for Council review.

Often unmet goals are carried into the new budget cycle. As many of the unplanned undertakings of the past year are on-going and will require attention by Council and staff, they are the basis of the draft goals instead. The highlights include such things as the redevelopment of 1795 Eustis Street, Eustis Street and Roselawn Avenue turnback and reconstruction, and establishing zoning regulations for property owned by Luther Seminary.

The objective of the meeting is to revise and add to the draft list of goals developed by staff for 2018-2019.

OPTIONS:

STAFF RECOMMENDATION:

LAUDERDALE STAFF GOALS

2017 - 2018



COMMUNITY ENGAGEMENT

- Revamp city website
- Bi-annual meeting with community businesses (held two in 2017).
- New Resident's Guide
- Evaluate value of 5Ks



PUBLIC SAFETY

- **Contract for Emergency Manager**
- **Implement DOJ recommendations**
- **Establish meeting schedule with St. Anthony to discuss policing issues and costs**
- **Revisit tobacco ordinance (Councilor Grove)**

INFRASTRUCTURE

- **Additional lining of sanitary sewer system (I/I grant)**
- **Negotiate agreement with Ramsey County for jurisdictional turn back of Eustis St and Roselawn Ave**
- **Replace Walnut St Play Equipment (Mayor Gaasch)**
- **Complete non-through alleys**



ADMINISTRATION

- **Revise rental housing ordinance**
- **Shade, boulevard, and hazardous tree ordinances**
- **Updated agreement with commercial building official**
- Hire to digitize city property files
- Contract for financial services (month end/audit prep)
- Replace in-house databases for managing building permits, animal licenses, rental housing licenses, business licenses, and code enforcement



PLANNING AND REDEVELOPMENT

- **Complete comprehensive plan update**
- **Redevelopment of 1795 Eustis St and 1821 Eustis St**
- **Draft Housing Improvement Plan**
- **Implement zoning permit program for sheds**
- **Revise and remove inconsistencies between Parking, Zoning, and Nuisance ordinances**



ENVIRONMENTAL STEWARDSHIP

- **Seminary Pond Phosphorus Reduction Project**
- **Tackle Invasive Species in Nature Area**
- Create plan for hill on north side of Community Park
- Achieve Green Steps City Level 3
- Explore alternative forms of solid waste collection
- Introduce Lauderdale businesses to Ramsey County recycling staff (BizRecycling Grants)



OTHER ACCOMPLISHMENTS

- Acquisition of 1795 Eustis Street. Process included establishing TIF District and bond rating. Hosted event to open building to community.
- Catholic Eldercare conduit bond project.
- Community Park drainage project and court resurfacing.
- City auditor RFP process.
- Negotiated 2018-2020 union agreement.

OTHER ACCOMPLISHMENTS

- Successful Eustis / Roselawn negotiations with Ramsey Cty.
- Comcast Franchise Renewal.
- Completed 4-year inflow/infiltration work plan required by Met Council.
- Service Station insurance claim and repairs.
- Acquisition of 1825 Eustis Street



LAUDERDALE STAFF GOALS

2018 - 2019



COMMUNITY ENGAGEMENT

- Revamp city website
- New Resident's Guide
- Evaluate value of Lauderdale-Falcon Heights
5K

PUBLIC SAFETY

- **Contract for emergency manager**
- **Police contract renewal**
- **Revisit tobacco ordinance**

INFRASTRUCTURE

- **Finalize agreement with Ramsey County for jurisdictional turn back of Eustis St and Roselawn Ave**
- **Reconstruct Eustis St and mill/overlay Roselawn Ave in 2019**
- **Replace Walnut St Play Equipment**

ADMINISTRATION

- **Shade, boulevard, and hazardous tree ordinances**
- **Snow removal along Larpenteur Avenue**
- **Safety Training Contract**
- **Continue to digitize city property files**

PLANNING AND REDEVELOPMENT

- **Adopt Park Dedication Ordinance**
- **Zoning Ordinance Update**
- **Redevelopment of 1795 Eustis St**
- **Prep 1821 and 1825 Eustis St for resale**
- **Draft Housing Improvement Plan**


ENVIRONMENTAL STEWARDSHIP

- **Seminary Pond Phosphorus Reduction Project**
- **Tackle invasive species in Nature Area**
- **Explore alternative forms of solid waste collection**
- **Renewed recycling contract**

LAUDERDALE COUNCIL ACTION FORM

Action Requested

Consent _____
Public Hearing _____
Discussion _____
Action _____
Resolution _____
Work Session X

Meeting Date July 24, 2018
ITEM NUMBER 2019 Budget and Levy
STAFF INITIAL 
APPROVED BY ADMINISTRATOR

DESCRIPTION OF ISSUE AND PAST COUNCIL ACTION:

Staff's first draft of a budget and capital improvement plan for 2019 follows. It is a very rough draft as the fiscal disparities numbers won't be released until August 15 and those numbers can vary widely from year to year. Staff is looking for high-level feedback on the proposed budget and any questions you may have.

OPTIONS:

STAFF RECOMMENDATION:

CITY OF LAUDERDALE
GENERAL FUND REVENUES
2019

Account Number	Account Description	2017 Actual	2018 Adopted	2019 Proposed
101-00000-410-31010	CURRENT AD VALOREM TAXES	\$ 572,135	\$ 634,045	\$ 681,385
101-00000-410-31020	DELINQUENT AD VALOREM TAXES	\$ 4,587	\$ -	\$ -
101-00000-410-31400	FISCAL DISPARITIES	\$ 131,121	\$ 131,469	\$ 131,469
101-00000-410-31055	EXCESS TAX INCREMENT	\$ -	\$ -	\$ -
101-00000-410-31900	PENALTIES AND INTEREST TAXES	\$ 64	\$ -	\$ -
	TAXES	\$ 707,908	\$ 765,514	\$ 812,854
101-00000-410-32110	LIQUOR LICENSES	\$ 450	\$ 150	\$ 150
101-00000-410-32180	TOBACCO LICENSES	\$ 1,000	\$ 400	\$ 400
101-00000-410-32190	OTHER BUSINESS LICENSES	\$ 2,025	\$ 2,000	\$ 2,000
101-00000-410-32192	HVAC CONTRACTOR LICENSES	\$ 1,350	\$ 1,200	\$ 1,200
101-00000-410-32240	ANIMAL LICENSES	\$ 123	\$ 100	\$ 100
101-00000-420-32210	BUILDING PERMITS	\$ 20,727	\$ 17,000	\$ 17,000
101-00000-420-32230	PLUMBING & HEATING PERMITS	\$ 9,020	\$ 6,000	\$ 6,000
101-00000-420-32270	RENTAL HOUSING LICENSES	\$ 2,106	\$ 4,000	\$ 4,000
101-00000-430-32261	EXCAVATING PERMITS	\$ 100	\$ -	\$ -
	PERMITS & LICENSES	\$ 36,901	\$ 30,850	\$ 30,850
101-00000-410-33401	LOCAL GOVERNMENT AID	\$ 537,817	\$ 539,562	\$ 539,622
101-00000-410-33422	OTHER STATE GRANTS & AIDS	\$ 1,198	\$ 1,198	\$ 1,198
101-00000-410-33423	OTHER GRANTS & AIDS	\$ 5,000	\$ -	\$ -
	INTERGOVERNMENTAL REVENUE	\$ 544,015	\$ 540,760	\$ 540,820
101-00000-410-34101	CITY HALL RENT	\$ 5,350	\$ 5,000	\$ 4,000
101-00000-410-34103	ZONING & SUBDIVISION FEES	\$ 1,900	\$ 1,000	\$ 1,000
101-00000-420-34104	PLAN REVIEW FEES	\$ 10,888	\$ 5,000	\$ 5,000
101-00000-410-34105	SALE OF MAPS & PUBLICATIONS	\$ -	\$ -	\$ -
101-00000-410-34108	ADMINISTRATIVE FEES	\$ -	\$ -	\$ -
101-00000-420-34202	SPECIAL FIRE PROTECTION SERVICES	\$ 1,928	\$ 600	\$ 600
101-00000-420-34206	MOWING & GARBAGE CLEANUP	\$ -	\$ -	\$ -
101-00000-430-34303	SNOW REMOVAL CHARGES	\$ -	\$ -	\$ -
101-00000-450-34780	PARK SHELTER FEES	\$ 300	\$ 300	\$ 300
101-00000-450-34920	MERCHANDISE SALES	\$ 217	\$ 400	\$ 400
	CHARGES FOR SERVICES	\$ 20,582	\$ 12,300	\$ 11,300

Account Number	Account Description	2017 Actual	2018 Adopted	2019 Proposed
101-00000-420-35101	COURT FINES & ADMINISTRATIVE PENALTIES	\$ 24,046	\$ 30,000	\$ 30,000
101-00000-420-35200	FORFEITED & SEIZED ASSETS	\$ -	\$ -	\$ -
	FINES & FORFEITS	\$ 24,046	\$ 30,000	\$ 30,000
101-00000-410-36101	SPECIAL ASSESSMENTS - COUNTY	\$ 3,600	\$ -	\$ -
101-00000-410-36102	PENALTIES & INTEREST	\$ 1,123	\$ -	\$ -
101-00000-410-36200	OTHER MISCELLEANOUS REVENUE	\$ 8,629	\$ -	\$ -
101-00000-410-36210	INTEREST ON INVESTMENTS	\$ (7,174)	\$ 5,000	\$ 5,000
101-00000-410-36215	OTHER FEES (CREDIT CARD FEES)	\$ -	\$ -	\$ 500
101-00000-410-36230	CONTRIBUTIONS & DONATIONS	\$ -	\$ -	\$ -
101-00000-450-36230	CONTRIBUTIONS & DONATIONS (COMM EVENT)	\$ 3,048	\$ 2,500	\$ 2,500
101-00000-420-36260	SURCHARGES COLLECTED	\$ 921	\$ 1,000	\$ 1,000
	MISCELLANEOUS REVENUE	\$ 10,147	\$ 8,500	\$ 9,000
101-00000-410-39101	SALE OF CAPITAL ASSETS	\$ -	\$ -	\$ -
101-00000-410-39200	TRANSFER IN	\$ -	\$ -	\$ -
	OTHER SOURCES	\$ -	\$ -	\$ -
	TOTAL GENERAL FUND REVENUE	\$ 1,343,598	\$ 1,387,924	\$ 1,434,824
	REVENUES OVER/UNDER EXPENDITURES	\$ -	\$ 0	\$ -
	FUND BALANCE - January 1	\$ 758,551	\$ 780,967	\$ 780,967
	FUND BALANCE - December 31	<u>\$ 780,967</u>	<u>\$ 780,967</u>	<u>\$ 780,967</u>

CITY OF LAUDERDALE
GENERAL FUND EXPENSE SUMMARY
2019

Department Number	Title	2017 Actual	2018 Adopted	2019 Proposed
41110	LEGISLATIVE	\$ 25,271	\$ 27,953	\$ 28,052
41320	CITY ADMINISTRATION	\$ 212,415	\$ 227,951	\$ 236,102
41410	ELECTIONS	\$ 16,083	\$ 24,851	\$ 17,957
41610	LEGAL	\$ 49,150	\$ 23,000	\$ 26,500
41910	PLANNING	\$ 65,259	\$ 47,522	\$ 36,538
41940	GENERAL GOVERNMENT BUILDINGS	\$ 19,318	\$ 26,700	\$ 29,500
	GENERAL GOVERNMENT	\$ 387,495	\$ 377,977	\$ 374,649
42100	PUBLIC SAFETY	\$ 724,870	\$ 743,174	\$ 764,311
42400	BUILDING INSPECTIONS	\$ 40,623	\$ 28,615	\$ 49,412
	PUBLIC SAFETY	\$ 765,493	\$ 771,789	\$ 813,723
43121	PUBLIC WORKS	\$ 81,884	\$ 88,094	\$ 88,630
43160	STREET LIGHTING	\$ 6,295	\$ 7,000	\$ 7,000
	PUBLIC WORKS	\$ 88,178	\$ 95,094	\$ 95,630
45200	PARKS & RECREATION	\$ 83,652	\$ 85,064	\$ 92,822
46500	ECONOMIC DEVELOPMENT	\$ 7,814	\$ 10,000	\$ 10,000
49200	MISCELLANEOUS UNALLOCATED EXPENSES	\$ -	\$ 10,000	\$ 10,000
49300	OTHER FINANCING USES	\$ 38,000	\$ 38,000	\$ 38,000
	OTHER	\$ 129,466	\$ 143,064	\$ 150,822
TOTAL EXPENDITURES		\$ 1,370,632	\$ 1,387,924	\$ 1,434,824

CITY OF LAUDERDALE
 LEGISLATIVE
 2019

Account Number	Account Description	2017 Actual	2018 Adopted	2019 Proposed
101-41110-410-41030	PART TIME EMPLOYEES	\$ 16,375	\$ 16,500	\$ 16,500
101-41110-410-41220	FICA	\$ 1,015	\$ 1,023	\$ 1,023
101-41110-410-41225	MEDICARE	\$ 238	\$ 239	\$ 239
101-41110-410-41510	WORKERS COMPENSATION INSURANCE	\$ 38	\$ 41	\$ 40
	PERSONNEL	<u>\$ 17,666</u>	<u>\$ 17,803</u>	<u>\$ 17,802</u>
101-41110-410-42010	OFFICE SUPPLIES	\$ -	\$ -	\$ -
101-41110-410-42110	GENERAL SUPPLIES	\$ 459	\$ 50	\$ 50
101-41110-410-42115	MEETINGS	\$ 146	\$ 200	\$ 200
101-41110-410-42410	MINOR TOOLS & EQUIPMENT	\$ -	\$ -	\$ -
	SUPPLIES	<u>\$ 605</u>	<u>\$ 250</u>	<u>\$ 250</u>
101-41110-410-43140	TRAINING & EDUCATION	\$ 1,255	\$ 2,500	\$ 2,500
101-41110-410-43310	TRAVEL EXPENSE	\$ -	\$ 1,200	\$ 1,200
101-41110-410-43510	LEGAL NOTICES & PUBLISHING	\$ 1,037	\$ 2,000	\$ 1,500
101-41110-410-43610	INSURANCE & BONDS	\$ 217	\$ 400	\$ 300
101-41110-410-44330	DUES & SUBSCRIPTIONS	\$ 4,492	\$ 3,800	\$ 4,500
	OTHER SERVICES & CHARGES	<u>\$ 7,001</u>	<u>\$ 9,900</u>	<u>\$ 10,000</u>
101-41110-410-45700	OFFICE FURNITURE & EQUIPMENT	\$ -	\$ -	\$ -
	CAPITAL OUTLAY	<u>\$ -</u>	<u>\$ -</u>	<u>\$ -</u>
TOTAL EXPENDITURES		<u><u>\$ 25,271</u></u>	<u><u>\$ 27,953</u></u>	<u><u>\$ 28,052</u></u>

NOTES:

Dues include Metro Cities, League of Minnesota Cities, Mayor's Association and Suburban Rate Authority

CITY OF LAUDERDALE
 CITY ADMINISTRATION
 2019

Account Number	Account Description	2017 Actual	2018 Adopted	2019 Proposed
101-41320-410-41010	FULL TIME EMPLOYEES	\$ 120,797	\$ 126,150	\$ 128,436
101-41320-410-41020	OVERTIME	\$ -	\$ -	\$ -
101-41320-410-41040	TEMPORARY EMPLOYEES	\$ -	\$ -	\$ -
101-41320-410-41210	PERA	\$ 9,060	\$ 9,461	\$ 9,633
101-41320-410-41220	FICA	\$ 7,587	\$ 7,821	\$ 7,963
101-41320-410-41225	MEDICARE	\$ 1,774	\$ 1,829	\$ 1,862
101-41320-410-41250	DEFERRED COMPENSATION	\$ 505	\$ 500	\$ 525
101-41320-410-41310	HEALTH INSURANCE	\$ 19,092	\$ 19,172	\$ 17,706
101-41320-410-41320	DENTAL INSURANCE	\$ 398	\$ 200	\$ 400
101-41320-410-41330	LIFE INSURANCE	\$ 841	\$ 300	\$ 850
101-41320-410-41340	DISABILITY INSURANCE	\$ 703	\$ 200	\$ 700
101-41320-410-41420	UNEMPLOYMENT	\$ -	\$ -	\$ -
101-41320-410-41510	WORKERS COMPENSATION INSURANCE	\$ 884	\$ 1,018	\$ 1,027
	PERSONNEL	\$ 161,641	\$ 166,651	\$ 169,102
101-41320-410-42010	OFFICE SUPPLIES	\$ 469	\$ 1,000	\$ 800
101-41320-410-42020	COMPUTER SUPPLIES	\$ -	\$ 500	\$ 500
101-41320-410-42030	PRINTED FORMS	\$ 3,434	\$ 4,500	\$ 4,500
101-41320-410-42110	GENERAL SUPPLIES	\$ 195	\$ 200	\$ 200
101-41320-410-42115	MEETINGS	\$ -	\$ -	\$ -
101-41320-410-42410	MINOR EQUIPMENT & TOOLS	\$ -	\$ -	\$ -
101-41320-410-42420	MINOR COMPUTER EQUIPMENT	\$ 1,557	\$ 1,500	\$ 1,500
	SUPPLIES	\$ 5,655	\$ 7,700	\$ 7,500
101-41320-410-43030	AUDITING & ACCOUNTING SERVICES	\$ 15,036	\$ 15,000	\$ 16,000
101-41320-410-43090	EXPERT & PROFESSIONAL SERVICES	\$ 8,353	\$ 16,000	\$ 16,000
101-41320-410-43140	TRAINING & EDUCATION	\$ 1,963	\$ 3,000	\$ 3,000
101-41320-410-43220	POSTAGE	\$ 865	\$ 4,000	\$ 4,000
101-41320-410-43250	OTHER COMMUNICATIONS	\$ -	\$ -	\$ -
101-41320-410-43310	TRAVEL EXPENSE	\$ 1,369	\$ 1,500	\$ 1,500
101-41320-410-43510	LEGAL NOTICES & PUBLISHING	\$ 1,407	\$ 1,000	\$ 1,300
101-41320-410-43610	INSURANCE & BONDS	\$ 2,629	\$ 3,500	\$ 2,900
101-41320-410-44040	VEHICLE/EQUIPMENT REPAIRS	\$ -	\$ -	\$ -
101-41320-410-44160	RENTS & LEASES	\$ 2,384	\$ 2,700	\$ 2,700
101-41320-410-44325	BANK FEES & CHARGES	\$ 1,417	\$ 1,000	\$ 1,500
101-41320-410-44330	DUES & SUBSCRIPTIONS	\$ 9,158	\$ 5,300	\$ 10,000
101-41320-410-44370	MISCELLANEOUS CHARGES	\$ 539	\$ 600	\$ 600
	OTHER SERVICES & CHARGES	\$ 45,120	\$ 53,600	\$ 59,500
101-41320-410-45700	OFFICE EQUIPMENT & FURNITURE	\$ -	\$ -	\$ -
	CAPITAL OUTLAY	\$ -	\$ -	\$ -
TOTAL EXPENDITURES		\$ 212,415	\$ 227,951	\$ 236,102

NOTES

Dues includes MCFOA, MAMA, MN GFOA, IMCA, MCMA, Press, Notary, RC GIS

CITY OF LAUDERDALE
ELECTIONS
2019

Account Number	Account Description	2017 Actual	2018 Adopted	2019 Proposed
101-41410-410-41010	FULL TIME EMPLOYEES	\$ 10,096	\$ 10,745	\$ 11,388
101-41410-410-41040	TEMPORARY EMPLOYEES	\$ -	\$ 5,000	\$ -
101-41410-410-41210	PERA	\$ 757	\$ 806	\$ 854
101-41410-410-41220	FICA	\$ 633	\$ 666	\$ 706
101-41410-410-41225	MEDICARE	\$ 148	\$ 156	\$ 165
101-41410-410-41250	DEFERRED COMPENSATION	\$ 56	\$ -	\$ 50
101-41410-410-41310	HEALTH INSURANCE	\$ 1,854	\$ 1,763	\$ 1,753
101-41410-410-41320	DENTAL INSURANCE	\$ 44	\$ 50	\$ 50
101-41410-410-41330	LIFE INSURANCE	\$ 56	\$ 25	\$ 50
101-41410-410-41340	DISABILITY INSURANCE	\$ 62	\$ 25	\$ 50
101-41410-410-41510	WORKERS COMPENSATION INSURANCE	\$ 74	\$ 115	\$ 91
	PERSONNEL	\$ 13,781	\$ 19,351	\$ 15,157
101-41410-410-42010	OFFICE SUPPLIES	\$ -	\$ -	\$ -
101-41410-410-42110	GENERAL SUPPLIES	\$ -	\$ 1,500	\$ 500
101-41410-410-42410	MINOR EQUIPMENT & TOOLS	\$ 2,302	\$ 2,500	\$ 2,300
	SUPPLIES	\$ 2,302	\$ 4,000	\$ 2,800
101-41410-410-43510	LEGAL NOTICES PUBLISHING	\$ -	\$ 500	\$ -
101-41410-410-44370	MISCELLANEOUS CHARGES (AB VOTING)	\$ -	\$ 1,000	\$ -
	OTHER SERVICES & CHARGES	\$ -	\$ 1,500	\$ -
101-41410-410-45700	OFFICE EQUIPMENT & FURNITURE	\$ -	\$ -	\$ -
	CAPITAL OUTLAY	\$ -	\$ -	\$ -
TOTAL EXPENDITURES		\$ 16,083	\$ 24,851	\$ 17,957

CITY OF LAUDERDALE
LEGAL
2019

Account Number	Account Description	2017 Actual	2018 Adopted	2019 Proposed
101-41610-410-43040	LEGAL SERVICES - CIVIL PROCESS	\$ 38,050	\$ 11,500	\$ 15,000
101-41610-410-43045	LEGAL SERVICES - PROSECUTION	\$ 11,100	\$ 11,500	\$ 11,500
	OTHER SERVICES & CHARGES	\$ 49,150	\$ 23,000	\$ 26,500
TOTAL EXPENDITURES		<u>\$ 49,150</u>	<u>\$ 23,000</u>	<u>\$ 26,500</u>

CITY OF LAUDERDALE
 PLANNING, ZONING & INSPECTIONS
 2019

Account Number	Account Description	2017 Actual	2018 Adopted	2019 Proposed
101-41910-410-41010	FULL TIME EMPLOYEES	\$ 22,543	\$ 23,739	\$ 15,639
101-41910-410-41210	PERA	\$ 1,691	\$ 1,780	\$ 1,173
100-41910-410-41220	FICA	\$ 1,415	\$ 1,472	\$ 970
101-41910-410-41225	MEDICARE	\$ 331	\$ 344	\$ 227
101-41910-410-41250	DEFERRED COMPENSATION	\$ 138	\$ -	\$ 100
101-41910-410-41310	HEALTH INSURANCE	\$ 4,105	\$ 3,547	\$ 2,214
101-41910-410-41320	DENTAL INSURANCE	\$ 133	\$ 200	\$ 100
101-41910-410-41330	LIFE INSURANCE	\$ 121	\$ 400	\$ 90
101-41910-410-41340	DISABILITY INSURANCE	\$ 134	\$ 200	\$ 100
101-41910-410-41510	WORKERS COMPENSATION INSURANCE	\$ 165	\$ 190	\$ 125
	PERSONNEL	\$ 30,777	\$ 31,872	\$ 20,738
101-41910-410-42010	OFFICE SUPPLIES	\$ -	\$ -	\$ -
101-41910-410-42030	PRINTED FORMS	\$ -	\$ -	\$ -
101-41910-410-42110	GENERAL SUPPLIES	\$ -	\$ -	\$ -
	SUPPLIES	\$ -	\$ -	\$ -
101-41910-410-43090	EXPERT & PROFESSIONAL SERVICES	\$ 33,794	\$ 15,000	\$ 15,000
101-41910-410-43140	TRAINING & EDUCATION	\$ -	\$ -	\$ -
101-41910-410-43220	POSTAGE	\$ 140	\$ 250	\$ 250
101-41910-410-43610	INSURANCE & BONDS	\$ 330	\$ 400	\$ 400
101-41910-410-44330	DUES AND SUBSCRIPTIONS	\$ 219	\$ -	\$ 150
	OTHER SERVICES & CHARGES	\$ 34,482	\$ 15,650	\$ 15,800
TOTAL EXPENDITURES		\$ 65,259	\$ 47,522	\$ 36,538

CITY OF LAUDERDALE
GENERAL GOVERNMENT BUILDINGS
2019

Account Number	Account Description	2017 Actual	2018 Adopted	2019 Proposed
101-41940-410-42110	GENERAL SUPPLIES	\$ 1,374	\$ 1,000	\$ 1,500
101-41940-410-42230	BUILDING REPAIR SUPPLIES	\$ -	\$ -	\$ -
101-41940-410-42410	MINOR EQUIPMENT & TOOLS SUPPLIES	\$ -	\$ -	\$ -
		<u>\$ 1,374</u>	<u>\$ 1,000</u>	<u>\$ 1,500</u>
101-41940-410-43090	EXPERT & PROFESSIONAL SERVICES	\$ -	\$ -	\$ -
101-41940-410-43210	TELEPHONE & TELEGRAPH	\$ 1,780	\$ 2,400	\$ 2,400
101-41940-410-43250	OTHER COMMUNICATIONS (INTERNET)	\$ -	\$ 6,000	\$ 6,000
101-41940-410-43610	INSURANCE & BONDS	\$ 3,915	\$ 3,200	\$ 4,000
101-41940-410-43810	ELECTRIC UTILITIES	\$ 3,215	\$ 4,000	\$ 5,000
101-41940-410-43820	WATER UTILITIES	\$ 526	\$ 600	\$ 600
101-41940-410-43830	GAS UTILITIES	\$ 2,470	\$ 3,000	\$ 3,000
101-41940-410-43840	REFUSE DISPOSAL	\$ 4,305	\$ 4,000	\$ 4,500
101-41940-410-43850	SEWER UTILITIES	\$ -	\$ -	\$ -
101-41940-410-44010	BUILDING MAINTENANCE	\$ 1,732	\$ 2,500	\$ 2,500
101-41940-410-44040	VEHICLE/EQUIPMENT REPAIRS	\$ -	\$ -	\$ -
101-41940-410-44160	RENTS & LEASES OTHER SERVICES & CHARGES	\$ -	\$ -	\$ -
		<u>\$ 17,944</u>	<u>\$ 25,700</u>	<u>\$ 28,000</u>
101-41940-410-45700	OFFICE FURNITURE & EQUIPMENT CAPITAL OUTLAY	\$ -	\$ -	\$ -
		<u>\$ -</u>	<u>\$ -</u>	<u>\$ -</u>
TOTAL EXPENDITURES		<u><u>\$ 19,318</u></u>	<u><u>\$ 26,700</u></u>	<u><u>\$ 29,500</u></u>

NOTES:

Dues include Metro Cities, League of Minnesota Cities, Mayor's Association and Suburban Rate Authority

CITY OF LAUDERDALE
PUBLIC SAFETY
2019

Account Number	Account Description	2017 Actual	2018 Adopted	2019 Proposed
101-42100-420-43100	DISPATCH	\$ 18,469	\$ 17,773	\$ 15,670
101-42100-420-43110	POLICE CONTRACT	\$ 672,590	\$ 692,701	\$ 713,141
101-42100-420-44370	MISCELLANEOUS CHARGES	\$ 75	\$ 200	\$ 200
101-42220-420-43120	FIRE CONTRACT	\$ 20,086	\$ 18,500	\$ 21,000
101-42220-420-43125	FIRE CALLS & INSPECTIONS	\$ 13,386	\$ 14,000	\$ 14,000
101-42200-420-44370	MISCELLANEOUS CHARGES	\$ 264	\$ -	\$ 300
	OTHER SERVICES & CHARGES	<u>\$ 724,870</u>	<u>\$ 743,174</u>	<u>\$ 764,311</u>
101-42220-420-45400	MACHINERY & EQUIPMENT	\$ -	\$ -	\$ -
	CAPITAL OUTLAY	<u>\$ -</u>	<u>\$ -</u>	<u>\$ -</u>
TOTAL EXPENDITURES		<u><u>\$ 724,870</u></u>	<u><u>\$ 743,174</u></u>	<u><u>\$ 764,311</u></u>

CITY OF LAUDERDALE
 BUILDING INSPECTIONS
 2019

Account Number	Account Description	2017 Actual	2018 Adopted	2019 Proposed
101-42400-420-41010	FULL TIME EMPLOYEES	\$ 22,129	\$ 17,562	\$ 32,517
101-42400-420-42010	OVERTIME	\$ 86	\$ -	\$ -
101-42400-420-41210	PERA	\$ 1,666	\$ 1,317	\$ 1,742
101-42400-420-41220	FICA	\$ 1,592	\$ 1,089	\$ 1,440
101-42400-420-41225	MEDICARE	\$ 372	\$ 255	\$ 337
101-42400-420-41250	DEFERRED COMPENSATION	\$ 2,251	\$ 1,829	\$ 1,900
101-42400-420-41310	HEALTH INSURANCE	\$ -	\$ -	\$ 2,408
101-42400-420-41320	DENTAL INSURANCE	\$ 110	\$ 100	\$ 200
101-42400-420-41330	LIFE INSURANCE	\$ 526	\$ 500	\$ 600
101-42400-420-41340	DISABILITY INSURANCE	\$ 67	\$ 55	\$ 100
101-42400-420-41510	WORKERS COMPENSATION INSURANCE	\$ 1,222	\$ 808	\$ 1,068
	PERSONNEL	\$ 30,021	\$ 23,515	\$ 42,312
101-42400-420-42030	PRINTED FORMS	\$ -	\$ -	\$ -
101-42400-420-42110	GENERAL SUPPLIES	\$ -	\$ -	\$ -
	SUPPLIES	\$ -	\$ -	\$ -
101-42400-420-43090	EXPERT & PROFESSIONAL SERVICES	\$ 8,510	\$ 3,000	\$ 5,000
101-42400-420-43140	TRAINING & EDUCATION	\$ 1,175	\$ 600	\$ 600
101-42400-420-43220	POSTAGE	\$ 245	\$ -	\$ 250
101-42400-420-43310	TRAVEL EXPENSES	\$ -	\$ -	\$ -
101-42400-420-43510	LEGAL NOTICES PUBLISHING	\$ -	\$ -	\$ -
101-42400-420-43610	INSURANCE & BONDS	\$ 208	\$ 400	\$ 400
101-42400-420-44330	DUES & SUBSCRIPTIONS	\$ -	\$ 100	\$ 100
101-42400-420-44380	BUILDING PERMIT SURCHARGES	\$ 463	\$ 1,000	\$ 750
	OTHER SERVICES & CHARGES	\$ 10,602	\$ 5,100	\$ 7,100
TOTAL EXPENDITURES		\$ 40,623	\$ 28,615	\$ 49,412

CITY OF LAUDERDALE
PUBLIC WORKS
2019

Account Number	Account Description	2017 Actual	2018 Adopted	2019 Proposed
101-43121-430-41010	FULL TIME EMPLOYEES	\$ 38,049	\$ 37,730	\$ 37,209
101-43121-430-41020	OVERTIME	\$ 106	\$ -	\$ -
101-43121-430-41040	TEMPORARY EMPLOYEES	\$ -	\$ -	\$ -
101-43121-430-41210	PERA	\$ 2,715	\$ 2,680	\$ 2,603
101-43121-430-41220	FICA	\$ 2,759	\$ 2,339	\$ 2,307
101-43131-430-41225	MEDICARE	\$ 645	\$ 547	\$ 540
101-43121-430-41250	DEFERRED COMPENSATION	\$ 5,055	\$ 5,612	\$ 5,059
101-43121-430-41310	HEALTH INSURANCE	\$ 1,151	\$ -	\$ -
101-43121-430-41320	DENTAL INSURANCE	\$ 110	\$ 50	\$ 100
101-43121-430-41330	LIFE INSURANCE	\$ 579	\$ 200	\$ 550
101-43121-430-41340	DISABILITY INSURANCE	\$ 166	\$ 100	\$ 150
101-43121-430-41510	WORKERS COMPENSATION INSURANCE	\$ 1,473	\$ 1,736	\$ 1,712
	PERSONNEL	\$ 52,807	\$ 50,994	\$ 50,230
101-43121-430-42110	GENERAL SUPPLIES	\$ 796	\$ 700	\$ 700
101-43121-430-42120	MOTOR FUELS	\$ 2,389	\$ 2,500	\$ 2,500
101-43121-430-42130	LUBRICANTS & ADDITIVES	\$ -	\$ 150	\$ 150
101-43121-430-42160	CHEMICALS & CHEMICAL PRODUCTS	\$ -	\$ -	\$ -
101-43121-430-42170	SAFETY EQUIPMENT	\$ -	\$ -	\$ -
101-43121-430-42210	VEHICLE/EQUIPMENT PARTS	\$ 235	\$ 1,500	\$ 500
101-43121-430-42220	TIRES	\$ -	\$ -	\$ -
101-43121-430-42240	STREET MAINTENANCE MATERIALS	\$ -	\$ -	\$ -
101-43121-430-42410	MINOR EQUIPMENT & TOOLS	\$ 92	\$ 1,000	\$ 1,000
101-43121-430-42420	MINOR COMPUTER EQUIPMENT	\$ -	\$ -	\$ -
	SUPPLIES	\$ 3,512	\$ 5,850	\$ 4,850
101-43121-430-43030	ENGINEERING	\$ 6,723	\$ 1,000	\$ 3,000
101-43121-430-43090	EXPERT & PROFESSIONAL SERVICES (SNOW)	\$ 14,423	\$ 12,000	\$ 12,000
101-43121-430-43095	TREE TRIMMING AND REMOVAL	\$ -	\$ 14,000	\$ 14,000
101-43121-430-43140	TRAINING & EDUCATION	\$ 400	\$ 500	\$ 500
101-43121-430-43210	TELEPHONE & TELEGRAPH	\$ 359	\$ -	\$ -
101-43121-430-43310	TRAVEL EXPENSE	\$ 69	\$ -	\$ -
101-43121-430-43610	INSURANCE & BONDS	\$ 1,797	\$ 2,200	\$ 2,000
101-43121-430-44010	BUILDING MAINTENANCE	\$ -	\$ -	\$ -
101-43121-430-44040	VEHICLE/EQUIPMENT REPAIRS	\$ 1,770	\$ 1,500	\$ 2,000
101-43121-430-44160	RENTS & LEASES	\$ -	\$ -	\$ -
101-43121-430-44330	DUES & SUBSCRIPTIONS	\$ 25	\$ -	\$ -
101-43121-430-44390	TAXES & LICENSES	\$ -	\$ 50	\$ 50
	OTHER SERVICES & CHARGES	\$ 25,565	\$ 31,250	\$ 33,550
101-43121-430-45400	MACHINERY & EQUIPMENT	\$ -	\$ -	\$ -
	CAPITAL OUTLAY	\$ -	\$ -	\$ -
TOTAL EXPENDITURES		\$ 81,884	\$ 88,094	\$ 88,630

CITY OF LAUDERDALE
 STREET LIGHTING
 2019

Account Number	Account Description	2017 Actual	2018 Adopted	2019 Proposed
101-43160-430-43810	ELECTRIC UTILITIES	\$ 6,295	\$ 7,000	\$ 7,000
101-43160-430-44040	VEHICLE/EQUIPMENT REPAIRS	\$ -	\$ -	\$ -
	OTHER SERVICES & CHARGES	\$ 6,295	\$ 7,000	\$ 7,000
TOTAL EXPENDITURES		<u>\$ 6,295</u>	<u>\$ 7,000</u>	<u>\$ 7,000</u>

CITY OF LAUDERDALE
PARKS & RECREATION
2019

Account Number	Account Description	2017 Actual	2018 Adopted	2019 Proposed
101-45200-450-41010	FULL TIME EMPLOYEES	\$ 49,470	\$ 50,797	\$ 57,766
101-45200-450-41020	OVERTIME	\$ 68	\$ -	\$ -
101-45200-450-41040	TEMPORARY EMPLOYEES	\$ 4,970	\$ 6,000	\$ 6,000
101-45200-450-41210	PERA	\$ 3,509	\$ 3,600	\$ 3,657
101-45200-450-41220	FICA	\$ 3,729	\$ 3,521	\$ 3,582
101-45200-450-41225	MEDICARE	\$ 872	\$ 824	\$ 838
101-45200-450-41250	DEFERRED COMPENSATION	\$ 4,951	\$ 5,542	\$ 4,314
101-45200-450-41310	HEALTH INSURANCE	\$ 4,146	\$ 3,000	\$ 4,000
101-45200-450-41320	DENTAL INSURANCE	\$ 177	\$ 175	\$ 175
101-45200-450-41330	LIFE INSURANCE	\$ 375	\$ 200	\$ 375
101-45200-450-41340	DISABILITY INSURANCE	\$ 273	\$ 150	\$ 250
101-45200-450-41420	UNEMPLOYMENT	\$ -	\$ -	\$ -
101-45200-450-41510	WORKERS COMPENSATION INSURANCE	\$ 1,293	\$ 1,555	\$ 1,565
	PERSONNEL	\$ 73,834	\$ 75,364	\$ 82,522
101-45200-450-42030	PRINTED FORMS	\$ -	\$ -	\$ -
101-45200-450-42110	GENERAL SUPPLIES	\$ 139	\$ 500	\$ 500
101-45200-450-42115	MEETINGS	\$ -	\$ -	\$ -
101-45200-450-42120	MOTOR FUELS	\$ -	\$ -	\$ -
101-45200-450-42160	CHEMICALS & CHEMICAL PRODUCTS	\$ -	\$ -	\$ -
101-45200-450-42210	VEHICLE/EQUIPMENT PARTS	\$ -	\$ 500	\$ -
101-45200-450-42220	TIRES	\$ -	\$ -	\$ -
101-45200-450-42230	BUILDING REPAIR SUPPLIES	\$ -	\$ -	\$ -
101-45200-450-42410	MINOR EQUIPMENT & TOOLS	\$ -	\$ -	\$ -
	SUPPLIES	\$ 139	\$ 1,000	\$ 500
101-45200-450-43090	EXPERT & PROFESSIONAL SERVICES	\$ -	\$ -	\$ -
101-45200-450-43130	COMMUNITY EVENTS	\$ 3,398	\$ 3,000	\$ 3,500
101-45200-450-43140	TRAINING & EDUCATION	\$ -	\$ -	\$ -
101-45200-450-43210	TELEPHONE & TELEGRAPH	\$ 33	\$ -	\$ -
101-45200-450-43310	TRAVEL EXPENSE	\$ -	\$ -	\$ -
101-45200-450-43610	INSURANCE & BONDS	\$ 638	\$ 800	\$ 800
101-45200-450-43810	ELECTRIC UTILITIES	\$ 653	\$ 400	\$ 700
101-45200-450-43820	WATER UTILITIES	\$ 229	\$ 600	\$ 500
101-45200-450-43830	GAS UTILITIES	\$ 521	\$ 500	\$ 600
101-45200-450-43840	REFUSE DISPOSAL	\$ -	\$ -	\$ -
101-45200-450-44010	BUILDING MAINTENANCE	\$ -	\$ -	\$ -
101-45200-450-44040	VEHICLE/EQUIPMENT MAINTENANCE	\$ 647	\$ -	\$ -
101-45200-450-44160	RENTS & LEASES (PORTABLE RESTROOM)	\$ 1,755	\$ 1,500	\$ 1,800
101-45200-450-44382	RECREATION PROGRAMS	\$ 1,805	\$ 1,900	\$ 1,900
	OTHER SERVICES & CHARGES	\$ 9,679	\$ 8,700	\$ 9,800
101-45200-450-45200	BUILDING & IMPROVEMENTS	\$ -	\$ -	\$ -
	CAPITAL OUTLAY	\$ -	\$ -	\$ -
TOTAL EXPENDITURES		\$ 83,652	\$ 85,064	\$ 92,822

CITY OF LAUDERDALE
ECONOMIC DEVELOPMENT
2019

Account Number	Account Description	2017 Actual	2018 Adopted	2019 Proposed
101-46500-462-43090	CONSULTING FEES	\$ 7,814	\$ 10,000	\$ 10,000
101-46500-462-44370	MISCELLANEOUS	\$ -	\$ -	\$ -
	OTHER SERVICES & CHARGES	\$ 7,814	\$ 10,000	\$ 10,000
TOTAL EXPENDITURES		<u>\$ 7,814</u>	<u>\$ 10,000</u>	<u>\$ 10,000</u>

CITY OF LAUDERDALE
MISCELLANEOUS UNALLOCATED EXPENDITURES
2019

Account Number	Account Description	2017 Actual	2018 Adopted	2019 Proposed
101-49200-410-48100	CONTINGENCY	\$ -	\$ 10,000	\$ 10,000
	OTHER SERVICES & CHARGES	\$ -	\$ 10,000	\$ 10,000
TOTAL EXPENDITURES		<u>\$ -</u>	<u>\$ 10,000</u>	<u>\$ 10,000</u>

CITY OF LAUDERDALE
OTHER FINANCING USES
2019

Account Number	Account Description	2017 Actual	2018 Adopted	2019 Proposed
101-49300-410-47200	TRANSFER OUT	\$ 38,000	\$ 38,000	\$ 38,000
	TRANSFERS	\$ 38,000	\$ 38,000	\$ 38,000
TOTAL EXPENDITURES		<u>\$ 38,000</u>	<u>\$ 38,000</u>	<u>\$ 38,000</u>

CITY OF LAUDERDALE
 CAPITAL IMPROVEMENT PLAN
 FUNDING SOURCE SUMMARY



FUND	TITLE	2019	2020	2021	2022	2023	2024	2025	2026	2027	2028	Total
202	Communications	\$ 30,000	\$ -									\$ 30,000
401	General Capital	\$ 10,000	\$ 75,000	\$ 40,000	\$ 40,000				\$ 40,000			\$ 205,000
403	Street Improvement	TBD				\$ 175,000						\$ 175,000
404	Park Improvement	\$ 55,000										\$ 55,000
414	Development											\$ -
601	Sanitary Sewer		\$ 150,000		\$ 150,000							\$ 300,000
602	Storm Water	\$ 10,000	\$ 80,000									\$ 90,000
GRAND TOTAL		<u>\$ 105,000</u>	<u>\$ 305,000</u>	<u>\$ 40,000</u>	<u>\$ 190,000</u>	<u>\$ 175,000</u>	<u>\$ -</u>	<u>\$ -</u>	<u>\$ 40,000</u>	<u>\$ -</u>	<u>\$ -</u>	<u>\$ 855,000</u>

CITY OF LAUDERDALE
 CAPITAL IMPROVEMENT PLAN
 PROJECT SUMMARY BY YEAR AND FUNDING SOURCE



YEAR	PROJECT	FUND						
		202	401	403	404	414	601	602
2019								
	Council Chambers Technology	\$ 30,000						
	Lawn Mower		\$ 10,000					
	Eustis / Roselawn Reconstruction			TBD				
	Skyview Park Improvements				\$ 50,000			
	Community Park Improvements				\$ 5,000			
	Invasive Species Management							\$ 10,000
2020								
	Public Works Garage - Replace Roof		\$ 15,000					
	City Hall - Replace Roof		\$ 60,000					
	Sewer Lining Project						\$ 150,000	
	Seminary Pond Project							\$ 80,000
2021								
	2001 John Deere Tractor 3520		\$ 40,000					
2022								
	2012 Ford F350 Truck and Plow		\$ 40,000					
	Sewer Lining Project						\$ 150,000	
2023								
	Sealcoating - All City streets			\$ 175,000				
2024								
2025								
2026								
	2016 Ford F350 Truck and Plow		\$ 40,000					
2027								
2028								
	TOTALS	<u>\$ 30,000</u>	<u>\$ 205,000</u>	<u>\$ 175,000</u>	<u>\$ 55,000</u>	<u>\$ -</u>	<u>\$ 300,000</u>	<u>\$ 90,000</u>

CITY OF LAUDERDALE
 CAPITAL IMPROVEMENT PLAN
 FUND 401 - GENERAL CAPITAL IMPROVEMENT



PROJECT	YEAR										
	2019	2020	2021	2022	2023	2024	2025	2026	2027	2028	
Lawn Mower 10 year schedule	\$ 10,000	\$ -	\$ -	\$ -	\$ -	\$ -	\$ -	\$ -	\$ -	\$ -	\$ -
City Hall - replace roof 20 year schedule	\$ -	\$ 60,000	\$ -	\$ -	\$ -	\$ -	\$ -	\$ -	\$ -	\$ -	\$ -
Replace Public Works Garage Roof 25 year schedule	\$ -	\$ 15,000	\$ -	\$ -	\$ -	\$ -	\$ -	\$ -	\$ -	\$ -	\$ -
Replace 2001 John Deere Tractor 3520 10 year schedule	\$ -	\$ -	\$ 40,000	\$ -	\$ -	\$ -	\$ -	\$ -	\$ -	\$ -	\$ -
Replace 2012 Ford F350 Truck and Plow 10 year schedule	\$ -	\$ -	\$ -	\$ 40,000	\$ -	\$ -	\$ -	\$ -	\$ -	\$ -	\$ -
Replace 2016 Ford F350 Truck and Plow 10 year schedule	\$ -	\$ -	\$ -	\$ -	\$ -	\$ -	\$ -	\$ 40,000	\$ -	\$ -	\$ -
TOTALS	\$ -	\$ 75,000	\$ 40,000	\$ 40,000	\$ -	\$ -	\$ -	\$ 40,000	\$ -	\$ -	\$ -

CITY OF LAUDERDALE
 CAPITAL IMPROVEMENT PLAN
 FUND 403 - STREET IMPROVEMENT



PROJECT	YEAR										
	2019	2020	2021	2022	2023	2024	2025	2026	2027	2028	
Eustis/Malvern Street Alley Improvements	\$ -	\$ -	\$ -	\$ -	\$ -	\$ -	\$ -	\$ -	\$ -	\$ -	\$ -
Roselawn & Eustis Street Reconstruction	TBD	\$ -	\$ -	\$ -	\$ -	\$ -	\$ -	\$ -	\$ -	\$ -	
Sealcoating - all City streets 7 year schedule	\$ -	\$ -	\$ -	\$ -	\$ 175,000	\$ -	\$ -	\$ -	\$ -	\$ -	
TOTALS	\$ -	\$ -	\$ -	\$ -	\$ 175,000	\$ -	\$ -	\$ -	\$ -	\$ -	

CITY OF LAUDERDALE
 TECHNOLOGY REPLACEMENT PLAN
 2019 - 2028



Department	2019	2020	2021	2022	2023	2024	2025	2026	2027	2028	Funding Source(s)
City Administrator	1,500	0	0	0	1,500	0	0	0	1,500	0	Fund 101 - Operating
Assistant City Administrator	750	0	0	0	1,000	0	0	0	1,000	1,000	Fund 101 - Operating
Deputy City Clerk	0	0	0	1,000	0	0	0	1,000	0	0	Fund 101 - Operating
Public Works Coordinator	0	0	0	1,000	0	0	0	1,000	0	0	Fund 101 - Operating
Public Works Maintenance	0	750	0	0	0	1,000	0	0	0	1,000	Fund 101 - Operating
City Hall Front Counter	0	0	1,000	0	0	0	1,000	0	0	0	Fund 101 - Operating
Council Chambers/Cable TV	750	0	0	0	1,000	0	0	0	1,000	0	Fund 101 - Operating
City Hall Copier	Lease	0	0	0	Lease	0	0	0	Lease	Lease	Fund 101 - Operating
TOTAL	3,000	750	1,000	2,000	3,500	1,000	1,000	2,000	3,500	2,000	2,000

NOTES

Computers are replaced on 4-year schedule.

Printer is replaced on 5-year schedule.

Copier is leased on 4-year schedule.