

LAUDERDALE CITY COUNCIL MEETING AGENDA
7:30 P.M. TUESDAY, MAY 12, 2015
LAUDERDALE CITY HALL, 1891 WALNUT STREET

The City Council is meeting as a legislative body to conduct the business of the City according to Robert's Rules of Order and the Standing Rules of Order and Business of the City Council. Unless so ordered by the Mayor, citizen participation is limited to the times indicated and always within the prescribed rules of conduct for public input at meetings.

1. **CALL THE MEETING TO ORDER**
2. **ROLL CALL**
3. **APPROVALS**
 - a. Agenda
 - b. Minutes of the April 28, 2015 City Council Meetings
 - c. Claims Totaling \$92,069.05
4. **CONSENT**
 - a. March Financial Report
5. **SPECIAL ORDER OF BUSINESS/RECOGNITIONS/PROCLAMATIONS**
6. **INFORMATIONAL PRESENTATIONS / REPORTS**
 - a. Garage Sale Report
7. **PUBLIC HEARINGS**

Public hearings are conducted so that the public affected by a proposal may have input into the decision. During hearings all affected residents will be given an opportunity to speak pursuant to the Robert's Rules of Order and the standing rules of order and business of the City Council.

8. **DISCUSSION / ACTION ITEMS**
 - a. National Peace Officer's Week – Resolution 051215A
 - b. Larpenteur Avenue Project - Electrical Service Quote and Pay Request No. 2
 - c. Inflow and Infiltration Monitor Plan
9. **ITEMS REMOVED FROM THE CONSENT AGENDA**
10. **ADDITIONAL ITEMS**
11. **SET AGENDA FOR NEXT MEETING**
 - a. April Financial Report
 - b. Recycling Grant Updates
 - c. Quarterly Investment Report
 - d. Public Works Maintenance Staff Appointment
 - e. Tennis and Basketball Court Maintenance
12. **WORK SESSION**
 - a. Opportunity for the Public to Address the City Council

Any member of the public may speak at this time on any item not on the agenda. In consideration for the public attending the meeting, this portion of the meeting will be limited to fifteen (15) minutes. Individuals are requested to limit their comments to four (4) minutes or less. If the majority of the Council determines that additional time on a specific issue is warranted, then discussion on that issue shall be continued at the end of the agenda. Before addressing the City Council, members of the public are asked to step up to the microphone, give their name, address, and state the subject to be discussed. All remarks shall be addressed to the Council as a whole and not to any member thereof. No person other than members of the Council and the person having the floor shall be permitted to enter any discussion without permission of the presiding officer.

Your participation, as prescribed by the Robert's Rules of Order and the standing rules of order and business of the City Council, is welcomed and your cooperation is greatly appreciated.

- b. Public Works Wage Scale
- c. Larpenteur Avenue Light Pole Banners
- d. Community Development Update

13. **ADJOURNMENT**

LAUDERDALE CITY COUNCIL
MEETING MINUTES
Lauderdale City Hall
1891 Walnut Street
Lauderdale, MN 55113

Page 1 of 2

April 28, 2015

Mayor Dains called the City Council meeting to order at 7:30 p.m.

Councilors present: Mary Gaasch, Roxanne Grove, Lara Mac Lean, and Mayor Jeff Dains.
Councilors Absent: Denise Hawkinson.

Staff present: Heather Butkowski, City Administrator and Jim Bownik, Assistant City Administrator.

Mayor Dains asked for changes to the meeting agenda. Councilor Grove added a discussion of Peace Officers Week. Councilor Gaasch moved to approve the agenda as amended. Councilor Mac Lean seconded the motion and it passed unanimously.

Councilor Grove moved to approve the April 14, 2015, City Council meeting minutes. Councilor Mac Lean seconded the motion and it passed unanimously.

Councilor Mac Lean moved approval of the claims totaling \$20,700.52. Councilor Grove seconded the motion and it passed unanimously.

Update on CenturyLink Request for Franchise

Cor Wilson, Executive Director of the North Suburban Cable Commission, addressed the Council. She said Comcast recently had cancelled their merger proceedings with Time Warner. That ended the planning and discussions the Cable Commission had been working on to prepare for the change. She also updated the Council on CenturyLink's application for a franchise.

Deputy Clerk Appointment

Butkowski said the deputy clerk selection committee recommended hiring Terry Berg as the new deputy clerk. As Terry brings a wealth of experience, the recommendation was to hire her at step 3 of the wage scale. For pay equity purposes, Butkowski also recommended the Council approve changing the deputy clerk wage scale to match that of the public works maintenance worker.

Councilor Gaasch moved to appoint Terry Berg to the deputy clerk position effective April 29, 2015 and raise the deputy clerk pay scale to match that of the public works maintenance worker.

Additional Items: Peace Officers Week

The Council discussed way to demonstrate the City's appreciation for Peace Officers Week. Staff will discuss with Chief Ohl and bring the officers doughnuts or a cake or something similar to show appreciation. Additionally, staff will work off the idea of building a community card at Day in the Park.

LAUDERDALE CITY COUNCIL
MEETING MINUTES
Lauderdale City Hall
1891 Walnut Street
Lauderdale, MN 55113

Page 2 of 2

April 28, 2015

The agenda for the next meeting may include the March financial report and appointment of a new public works employee.

Work Session:

Mayor Dains explained that the Council was moving into the Work Session. Work Sessions are a continuation of the meeting but not aired on community television. Mayor Dains asked if anyone wished to address the Council. No one came forward.

Community Development Update

Butkowski said the Chinese Christian Church has not established a purchase price yet. The Council discussed whether it might make sense to explore options for the City repurposing that property.


Closed Session

Mayor Dains said the Council was moving into a Closed Session to discuss putting in an offer on 1821 Eustis Street. The time being 8:18 p.m.

The Council returned from the Closed Session at 8:33 p.m.

There being no further business on the council agenda, Councilor Gaasch moved to adjourn the meeting. Councilor Grove seconded the motion and it carried. The meeting adjourned at 8:35 p.m.

Respectfully submitted,


Heather Butkowski
City Administrator

CITY OF LAUDERDALE

CLAIMS FOR APPROVAL

May 12, 2015 City Council Meeting

Payroll

5/08/15 Payroll: Direct Deposit # 502012-502016	\$7,337.44
5/08/15 Payroll: Payroll Liabilities, e-payments 993E-997E	\$6,924.75

Vendor Claims

5/12/15 Claims: Check #'s 22768-22790	\$77,806.86
---------------------------------------	-------------

SUBTOTAL \$92,069.05

Total Claims for Approval	\$92,069.05
----------------------------------	--------------------

CITY OF LAUDERDALE

05/07/15 10:59 AM

Page 1

Paid Register

Check Number	Employee Number	Employee Name	Pay Period	Pay Group Description	Check Amount	Check Date	Status
502015	000000002	HINRICHS, DAVID C	10	BI-WEEKLY	\$1,728.08	5/8/2015	Outstanding
502016	000000005	HUGHES, JOSEPH A	10	BI-WEEKLY	\$1,116.66	5/8/2015	Outstanding
502013	000000011	BOWNIK, JAMES	10	BI-WEEKLY	\$1,464.26	5/8/2015	Outstanding
502014	000000007	BUTKOWSKI-HINRICHS, HE	10	BI-WEEKLY	\$2,340.25	5/8/2015	Outstanding
502012	000000036	BERG, TERRY	10	BI-WEEKLY	\$688.19	5/8/2015	Outstanding
					<u>\$7,337.44</u>		

CITY OF LAUDERDALE
Payments

05/08/15 11:59 AM
Page 1

Current Period: MAY 2015

Batch Name	05/08/15 PAY	Payment	Computer Dollar Amt	\$6,924.75	Posted
Refer	4654	NORTH STAR BANK, CHECKING S	Ck# 000993E	5/8/2015	
Cash Payment	G 101-21701	FEDERAL TAXES	May 8 2015 Payroll		\$1,137.26
Invoice					
Cash Payment	G 101-21703	FICA WITHHOLDING.	May 8 2015 Payroll		\$1,891.04
Invoice					
Transaction Date	5/8/2015	Due 0	NORTH STAR CHE	10100	Total \$3,028.30
Refer	4655	ICMA RETIREMENT TRUST - 457	Ck# 000994E	5/8/2015	
Cash Payment	G 101-21705	ICMA RETIREMENT	May 8 2015 Payroll		\$1,720.18
Invoice					
Transaction Date	5/8/2015	Due 0	NORTH STAR CHE	10100	Total \$1,720.18
Refer	4656	NORTH STAR BANK, CHECKING S	Ck# 000995E	5/8/2015	
Cash Payment	G 101-21703	FICA WITHHOLDING.	JH FICA Payment		\$568.17
Invoice					
Transaction Date	5/8/2015	Due 0	NORTH STAR CHE	10100	Total \$568.17
Refer	4657	PERA	Ck# 000996E	5/8/2015	
Cash Payment	G 101-21704	PERA	May 8 2015 Payroll		\$1,413.93
Invoice					
Transaction Date	5/8/2015	Due 0	NORTH STAR CHE	10100	Total \$1,413.93
Refer	4658	MN DEPT OF LABOR AND INDUST	Ck# 000997E	5/8/2015	
Cash Payment	E 101-43400-443	SURCHARGE REPORT	First Quarter Surcharge		\$194.17
Invoice					
Transaction Date	5/8/2015	Due 0	NORTH STAR CHE	10100	Total \$194.17

Fund Summary

	10100 NORTH STAR CHECKING
101 GENERAL	\$6,924.75
	<u>\$6,924.75</u>

Pre-Written Checks	\$6,924.75
Checks to be Generated by the Computer	\$0.00
Total	<u>\$6,924.75</u>

CITY OF LAUDERDALE

***Check Detail Register©**

MAY 2015

			Check Amt	Invoice	Comment
10100 NORTH STAR CHECKING					
Paid Chk#	022768	5/12/2015	BANYON DATA SYSTEM		
E 101-41200-307	COMPUTER SERVICES		\$795.00	152761	2015 Financial Software Annual Support
E 101-41200-307	COMPUTER SERVICES		\$795.00	152761	2015 Financial Software Annual Support
	Total BANYON DATA SYSTEM		\$1,590.00		
Paid Chk#	022769	5/12/2015	CITY OF ROSEVILLE		
E 101-41200-391	TELEPHONE/PAGERS		\$486.75	0220172	May Telephone Services
E 101-41200-306	CONSULTING FEES		\$104.45	0220214	May IT Services
	Total CITY OF ROSEVILLE		\$591.20		
Paid Chk#	022770	5/12/2015	CITY OF ST ANTHONY		
E 101-42100-319	POLICE CONTRACT		\$52,865.50	3249	May Police Contract
	Total CITY OF ST ANTHONY		\$52,865.50		
Paid Chk#	022771	5/12/2015	EUREKA RECYCLING		
E 203-50000-389	RECYCLING CONTRACTOR		\$2,898.00	14896	March Recycling
	Total EUREKA RECYCLING		\$2,898.00		
Paid Chk#	022772	5/12/2015	GLTC PREMIUM PAYMENTS		
G 101-21706	HEALTH INSURANCE		\$102.70	1531921	Long Term Care Insurance
	Total GLTC PREMIUM PAYMENTS		\$102.70		
Paid Chk#	022773	5/12/2015	GOPHER STATE ONE-CALL		
E 101-43400-386	GOPHER STATE ONE CALL		\$37.70	135800	April Locates
	Total GOPHER STATE ONE-CALL		\$37.70		
Paid Chk#	022774	5/12/2015	HUGHES AND JOSEPH		
E 101-41500-300	LEGAL FEES - PROSECUTING		\$850.00	0040	4/15 legal fees
	Total HUGHES AND JOSEPH		\$850.00		
Paid Chk#	022775	5/12/2015	LISA LYNN CONSULTING		
E 101-41200-442	MISC		\$970.00	COL:1:15	Deputy Clerk Assessments
	Total LISA LYNN CONSULTING		\$970.00		
Paid Chk#	022776	5/12/2015	LMC		
E 101-41100-308	TRAINING\CONFERENCES		\$350.00	216799	2015 Annual Conference - Gaasch
E 101-41100-308	TRAINING\CONFERENCES		\$325.00	216799	2015 Annual Conference - Dains
	Total LMC		\$675.00		
Paid Chk#	022777	5/12/2015	MCFOA		
E 101-41200-438	DUES & SUBSCRIPTIONS		\$35.00	2015	2015 Membership - Heather Butkowski
E 101-41200-438	DUES & SUBSCRIPTIONS		\$35.00	2015	2015 Membership - Terry Berg
	Total MCFOA		\$70.00		
Paid Chk#	022778	5/12/2015	MET COUNCIL ENVIRONMENTAL SERV		
E 601-49000-387	WATER TREATMENT SERVICE		\$11,019.42	0001044199	May Wastewater Treatment
	Total MET COUNCIL ENVIRONMENTAL SERV		\$11,019.42		

CITY OF LAUDERDALE

05/08/15 11:42 AM

Page 2

***Check Detail Register©**

MAY 2015

			Check Amt	Invoice	Comment
Paid Chk# 022779 5/12/2015 MIKE MC PHILLIPS					
E 602-49100-314	STREET SWEEPING		\$2,950.00	44263	Spring 2015 Street Sweeping
	Total MIKE MC PHILLIPS		\$2,950.00		
Paid Chk# 022780 5/12/2015 MINNESOTA GFOA					
E 101-41200-438	DUES & SUBSCRIPTIONS		\$60.00		Membership - Terry Berg
	Total MINNESOTA GFOA		\$60.00		
Paid Chk# 022781 5/12/2015 MINNESOTA OCCUPATIONAL HEALTH					
E 101-41200-442	MISC		\$160.00	225650	Testing - T Berg
	otal MINNESOTA OCCUPATIONAL HEALTH		\$160.00		
Paid Chk# 022782 5/12/2015 NORTH STAR BANK, PETTY CASH					
E 101-43400-203	POSTAGE		\$6.49		Taylor Certified Mail
E 101-41200-308	TRAINING/CONFERENCES		\$15.00		APMP - J Bownik
E 101-41200-331	TRAVEL EXPENSE		\$7.00		Lawson Ramp Parking
E 101-41200-440	MEETING EXPENSES		\$10.00		Surburban Rate Authority
E 101-41200-201	GENERAL SUPPLIES		\$5.68		Refreshments for council meeting
E 101-41200-201	GENERAL SUPPLIES		\$9.99		Cake for council meeting
E 101-41200-201	GENERAL SUPPLIES		\$47.00		City Hall Planter Flowers
E 101-45200-201	GENERAL SUPPLIES	\$9.64	018411		Warming House Open Sign
E 201-45600-440	MEETING EXPENSES	\$28.00	030234		Park Board Pizza
E 101-41200-201	GENERAL SUPPLIES	\$28.89	148		Coffee, Filters
	Total NORTH STAR BANK, PETTY CASH		\$167.69		
Paid Chk# 022783 5/12/2015 ON SITE SANITATION					
E 101-45200-427	PORTA POTTY RENTAL	\$68.00	10514		4/25-5/22 Portable Restroom
E 101-45200-427	PORTA POTTY RENTAL	\$19.43	6879		4/17-4/24 Portable Restroom
	Total ON SITE SANITATION	\$87.43			
Paid Chk# 022784 5/12/2015 RAMSEY COUNTY, PROP REC & REV					
E 101-42100-318	911 Dispatch	\$1,345.13	EMCOM-0040		April 911 Dispatch
E 101-42100-442	MISC	\$6.24	EMCOM-0041		April Fleet Support
G 101-21706	HEALTH INSURANCE	\$353.26	RISK-001722		May Health Insurance
E 101-41200-355	MISC PRINTING/PROCESS SER	\$15.00	RISK-001722		May Health Insurance
	Total RAMSEY COUNTY, PROP REC & REV	\$1,719.63			
Paid Chk# 022785 5/12/2015 ST PAUL REGIONAL WATER SERVICE					
E 101-43000-382	WATER	\$31.59			2430 Larpenteur Ave W
E 101-45200-382	WATER	\$126.68			1885 Fulham St
E 601-49000-382	WATER	\$17.32			1915 Walnut St
E 101-43000-382	WATER	\$54.00			1891 Walnut St
	otal ST PAUL REGIONAL WATER SERVICE	\$229.59			
Paid Chk# 022786 5/12/2015 VANGUARD CLEANING SYSTEMS					
E 101-43000-333	CLEANING CONTRACT	\$223.00	37716		May Final Invoice
	Total VANGUARD CLEANING SYSTEMS	\$223.00			
Paid Chk# 022787 5/12/2015 WASTE MANAGEMENT					

CITY OF LAUDERDALE

***Check Detail Register©**

MAY 2015

			Check Amt	Invoice	Comment
E 101-43000-384	REFUSE DISPOSAL		\$228.41	7113782-0500-	May Refuse
	Total WASTE MANAGEMENT		\$228.41		
<hr/>					
Paid Chk# 022788	5/12/2015	XCEL ENERGY, 2430 LARPEN TEUR			
E 101-43000-381	ELECTRIC		\$47.79	455013624	2430 Larpenteur
	Total XCEL ENERGY, 2430 LARPEN TEUR		\$47.79		
<hr/>					
Paid Chk# 022789	5/12/2015	XCEL ENERGY, CITY HALL			
E 101-43000-381	ELECTRIC		\$144.26	454934022	City Hall
E 101-43000-383	GAS UTILITIES		\$80.18	454934022	City Hall
	Total XCEL ENERGY, CITY HALL		\$224.44		
<hr/>					
Paid Chk# 022790	5/12/2015	XCEL ENERGY, STREET LIGHTING			
E 101-43000-380	STREET LIGHT UTILITY		\$39.36	454995723	Lauderdale Bridge Lights
	Total XCEL ENERGY, STREET LIGHTING		\$39.36		
	10100 NORTH STAR CHECKING		\$77,806.86		

Fund Summary

<u>10100 NORTH STAR CHECKING</u>	
101 GENERAL	\$60,894.12
201 COMMUNITY EVENTS	\$28.00
203 RECYCLING	\$2,898.00
601 SEWER UTILITIES	\$11,036.74
602 STORM SEWER ENTERPRISE FUND	\$2,950.00
	<hr/>
	\$77,806.86

**LAUDERDALE COUNCIL
ACTION FORM**

Action Requested	
Consent	<u> X </u>
Public Hearing	<u> </u>
Discussion	<u> </u>
Action	<u> </u>
Resolution	<u> </u>
Work Session	<u> </u>

Meeting Date	<u> May 12, 2015 </u>
ITEM NUMBER	<u> March Financial Report </u>
STAFF INITIAL	<u> AB </u>
APPROVED BY ADMINISTRATOR	

DESCRIPTION OF ISSUE AND PAST COUNCIL ACTION:

Every month I provide the Council with an updated copy of the city's finances. Following are the revenue, expense, and cash balance reports for March 2015.

OPTIONS:

STAFF RECOMMENDATION:

By approving the consent agenda, the Council acknowledges the city's financial report for March 2015.

COUNCIL ACTION:

CITY OF LAUDERDALE

04/27/15 1:27 PM

Page 1

Cash Balances

Current Period: MARCH 2015

FUND Descr	Account	MTD Debit	MTD Credit	Current Balance
CASH				
GENERAL	G 101-10100	\$107,884.09	\$100,485.85	-\$2,303,417.08
COMMUNITY EVENTS	G 201-10100	\$10.93	\$0.00	\$10,290.54
COMMUNICATIONS	G 202-10100	\$0.00	\$1,033.48	-\$753.54
RECYCLING	G 203-10100	\$59.56	\$4,397.76	\$103,425.86
CAPITAL IMPROVEMENT STREETS	G 401-10100	\$333.16	\$0.00	\$578,506.81
CAPITAL IMPROVEMENTS	G 402-10100	\$28.06	\$0.00	\$48,723.27
CAPITAL IMPROVE STORM WATER	G 403-10100	\$104.56	\$0.00	\$181,563.48
PARK IMPROVEMENT	G 404-10100	\$166.97	\$0.00	\$289,936.96
TIF-PROJECTS	G 405-10100	\$35.34	\$0.00	\$61,362.98
SEWER IMPROVEMENT	G 407-10100	\$347.38	\$0.00	\$603,200.81
DEVELOPMENT	G 414-10100	\$70.26	\$0.00	\$122,006.98
SEWER UTILITIES	G 601-10100	\$43,051.91	\$17,368.10	\$363,915.23
STORM SEWER ENTERPRISE FUND	G 602-10100	\$12,188.71	\$4,781.67	\$107,111.30
Total CASH		\$164,280.93	\$128,066.86	\$165,873.60
PETTY CASH				
GENERAL	G 101-10200	\$0.00	\$0.00	\$400.00
Total PETTY CASH		\$0.00	\$0.00	\$400.00
INVESTMENTS				
GENERAL	G 101-10400	\$1,695.28	\$100,000.00	\$2,777,131.56
Total INVESTMENTS		\$1,695.28	\$100,000.00	\$2,777,131.56
Grand Total		\$165,976.21	\$228,066.86	\$2,943,405.16

CITY OF LAUDERDALE

04/27/15 1:27 PM

Page 1

*Revenue Guideline©

Current Period: MARCH 2015

		2015 YTD Budget	2015 YTD Amt	MARCH MTD Amt	2015 YTD Balance	% of YTD Budget
GENERAL						
Active	R 101-31010 CURRENT AD VALORE	\$495,281.00	-\$153.78	\$0.00	\$495,434.78	-0.03%
Active	R 101-31020 DELINQUENT AD VALO	\$0.00	\$0.00	\$0.00	\$0.00	0.00%
Active	R 101-31030 FORFEITED TAX SALE	\$0.00	\$0.00	\$0.00	\$0.00	0.00%
Active	R 101-31040 FISCAL DISPARITIES	\$129,076.00	\$0.00	\$0.00	\$129,076.00	0.00%
Active	R 101-32000 LICENSE AND PERMIT	\$0.00	\$0.00	\$0.00	\$0.00	0.00%
Active	R 101-32110 3.2 ALCHOLIC LICENSE	\$150.00	\$0.00	\$0.00	\$150.00	0.00%
Active	R 101-32120 CIGARETTE LICENSE	\$400.00	\$0.00	\$0.00	\$400.00	0.00%
Active	R 101-32130 GARBAGE HAULERS LI	\$1,300.00	\$1,425.00	\$0.00	-\$125.00	109.62%
Active	R 101-32140 HEATING/AC LICENSE	\$600.00	\$500.00	\$50.00	\$100.00	83.33%
Active	R 101-32150 TREE COMPANIES LIC	\$400.00	\$200.00	\$50.00	\$200.00	50.00%
Active	R 101-32170 DRIVEWAY CONTRACT	\$0.00	\$0.00	\$0.00	\$0.00	0.00%
Active	R 101-32180 RENTAL HOUSING LIC	\$5,000.00	\$449.00	\$0.00	\$4,551.00	8.98%
Active	R 101-32210 BUILDING PERMITS	\$12,500.00	\$1,783.40	\$988.40	\$10,716.60	14.27%
Active	R 101-32211 ZONING PERMIT APPLI	\$500.00	\$0.00	\$0.00	\$500.00	0.00%
Active	R 101-32225 PLAN REVIEW FEE	\$2,500.00	\$419.42	\$369.42	\$2,080.58	16.78%
Active	R 101-32230 PLUMBING PERMITS	\$1,000.00	\$1,744.00	\$232.00	-\$744.00	174.40%
Active	R 101-32240 ANIMAL LICENSES	\$150.00	\$20.00	\$10.00	\$130.00	13.33%
Active	R 101-32270 HEATING A/C PERMIT	\$1,500.00	\$603.00	\$176.00	\$897.00	40.20%
Active	R 101-32280 STREET EXCAVATION	\$0.00	\$0.00	\$0.00	\$0.00	0.00%
Active	R 101-33401 LOCAL GOVERNMENT	\$536,736.00	\$0.00	\$0.00	\$536,736.00	0.00%
Active	R 101-33402 HOMESTEAD CREDIT	\$0.00	\$0.00	\$0.00	\$0.00	0.00%
Active	R 101-33405 PERA RATE INCREASE	\$1,198.00	\$0.00	\$0.00	\$1,198.00	0.00%
Active	R 101-33406 MARKET VAL HOM CR	\$0.00	\$0.00	\$0.00	\$0.00	0.00%
Active	R 101-33623 MET COUNCIL - LIV CO	\$0.00	\$0.00	\$0.00	\$0.00	0.00%
Active	R 101-33624 LIVABLE COMMUNITIE	\$0.00	\$0.00	\$0.00	\$0.00	0.00%
Active	R 101-34101 CITY HALL/PARK RENT	\$7,500.00	\$2,155.00	\$885.00	\$5,345.00	28.73%
Active	R 101-34103 ADMINISTRATIVE FEE	\$0.00	\$0.00	\$0.00	\$0.00	0.00%
Active	R 101-34105 SALE OF PUBLICATION	\$0.00	\$0.00	\$0.00	\$0.00	0.00%
Active	R 101-34107 ASSESSMENT SEARCH	\$0.00	\$0.00	\$0.00	\$0.00	0.00%
Active	R 101-34109 COPIES	\$100.00	\$0.00	\$0.00	\$100.00	0.00%
In-Active	R 101-34110 VARIANCE FEES	\$0.00	\$0.00	\$0.00	\$0.00	0.00%
Active	R 101-34111 LEGAL FEES	\$0.00	\$0.00	\$0.00	\$0.00	0.00%
Active	R 101-34112 CONDITIONAL USE PE	\$0.00	\$0.00	\$0.00	\$0.00	0.00%
Active	R 101-34113 ZONING AMENDMENT	\$0.00	\$0.00	\$0.00	\$0.00	0.00%
Active	R 101-34114 ADVERTISING SALES	\$0.00	\$0.00	\$0.00	\$0.00	0.00%
Active	R 101-34115 GENERAL GOVERNME	\$0.00	\$0.00	\$0.00	\$0.00	0.00%
Active	R 101-34116 ENGINEERING FEES	\$0.00	\$0.00	\$0.00	\$0.00	0.00%
Active	R 101-34201 FALSE SECURITY ALA	\$0.00	\$0.00	\$0.00	\$0.00	0.00%
Active	R 101-34202 FALSE FIRE ALARM - FI	\$500.00	\$0.00	\$0.00	\$500.00	0.00%
Active	R 101-34203 FIRE INSPECTION FEE	\$500.00	\$0.00	\$0.00	\$500.00	0.00%
Active	R 101-34205 FIRE CALL REIMBURSE	\$0.00	\$0.00	\$0.00	\$0.00	0.00%
Active	R 101-35101 COURT FINES	\$45,000.00	\$7,504.94	\$4,756.26	\$37,495.06	16.68%
Active	R 101-36100 SPECIAL ASSESMENT	\$0.00	\$0.00	\$0.00	\$0.00	0.00%
Active	R 101-36101 PRINCIPAL	\$0.00	\$0.00	\$0.00	\$0.00	0.00%
Active	R 101-36102 PENALTIES & INTERES	\$0.00	\$0.00	\$0.00	\$0.00	0.00%
Active	R 101-36103 TREE REMOVAL	\$0.00	\$0.00	\$0.00	\$0.00	0.00%
Active	R 101-36200 MISCELLANEOUS REV	\$0.00	\$0.00	\$0.00	\$0.00	0.00%
Active	R 101-36211 INVESTMENT INTERES	\$1,400.00	\$727.03	\$272.81	\$672.97	51.93%
Active	R 101-36230 DONATIONS	\$0.00	\$0.00	\$0.00	\$0.00	0.00%
Active	R 101-36231 DOG PARK DONATION	\$0.00	\$0.00	\$0.00	\$0.00	0.00%
Active	R 101-36240 SURCHARGES	\$500.00	\$217.50	\$65.00	\$282.50	43.50%

CITY OF LAUDERDALE
***Revenue Guideline©**

04/27/15 1:27 PM

Page 2

Current Period: MARCH 2015

		2015	2015	MARCH	2015	% of YTD
		YTD Budget	YTD Amt	MTD Amt	YTD Balance	Budget
Active	R 101-36250 REFUNDS & REIMBUR	\$0.00	\$0.00	\$0.00	\$0.00	0.00%
Active	R 101-36252 LMC INSURANCE REFU	\$0.00	\$0.00	\$0.00	\$0.00	0.00%
Active	R 101-36255 MISC	\$0.00	\$0.00	\$0.00	\$0.00	0.00%
Active	R 101-39101 SALES FIXED ASSETS	\$0.00	\$0.00	\$0.00	\$0.00	0.00%
Active	R 101-39200 INTERFUND OPERATIN	\$20,461.00	\$0.00	\$0.00	\$20,461.00	0.00%
Active	R 101-39999 PRIOR PERIOD ADJUS	\$0.00	\$0.00	\$0.00	\$0.00	0.00%
	Total GENERAL	\$1,264,252.00	\$17,594.51	\$7,854.89	\$1,246,657.49	1.39%
COMMUNITY EVENTS						
Active	R 201-34785 PARK EVENTS	\$0.00	\$0.00	\$0.00	\$0.00	0.00%
Active	R 201-34786 WINTER EVENT	\$0.00	\$0.00	\$0.00	\$0.00	0.00%
Active	R 201-34787 GARAGE SALE	\$75.00	\$0.00	\$0.00	\$75.00	0.00%
Active	R 201-34788 DAY IN THE PARK	\$1,000.00	\$0.00	\$0.00	\$1,000.00	0.00%
Active	R 201-34789 MUSIC UNDER THE TR	\$400.00	\$0.00	\$0.00	\$400.00	0.00%
Active	R 201-34790 MUGS	\$0.00	\$0.00	\$0.00	\$0.00	0.00%
Active	R 201-34791 POP SALES	\$0.00	\$0.00	\$0.00	\$0.00	0.00%
Active	R 201-34792 T-SHIRT SALES	\$100.00	\$0.00	\$0.00	\$100.00	0.00%
Active	R 201-34793 FUN RUN/WALK	\$400.00	\$0.00	\$0.00	\$400.00	0.00%
Active	R 201-34794 NATIONAL NIGHT OUT	\$0.00	\$0.00	\$0.00	\$0.00	0.00%
Active	R 201-34795 HALLOWEEN DONATIO	\$1,000.00	\$0.00	\$0.00	\$1,000.00	0.00%
Active	R 201-36211 INVESTMENT INTERES	\$25.00	\$13.99	\$5.93	\$11.01	55.96%
Active	R 201-36230 DONATIONS	\$0.00	\$0.00	\$0.00	\$0.00	0.00%
Active	R 201-36250 REFUNDS & REIMBUR	\$0.00	\$0.00	\$0.00	\$0.00	0.00%
Active	R 201-36255 MISC	\$0.00	\$5.00	\$5.00	-\$5.00	0.00%
Active	R 201-39200 INTERFUND OPERATIN	\$0.00	\$0.00	\$0.00	\$0.00	0.00%
Active	R 201-39201 TRANSFER FROM GENE	\$0.00	\$0.00	\$0.00	\$0.00	0.00%
	Total COMMUNITY EVENTS	\$3,000.00	\$18.99	\$10.93	\$2,981.01	0.63%
COMMUNICATIONS						
Active	R 202-33600 GRANTS & AID FROM L	\$0.00	\$0.00	\$0.00	\$0.00	0.00%
Active	R 202-36211 INVESTMENT INTERES	\$25.00	\$0.78	\$0.00	\$24.22	3.12%
Active	R 202-36250 REFUNDS & REIMBUR	\$0.00	\$0.00	\$0.00	\$0.00	0.00%
Active	R 202-36253 CABLE FRANCHISE RE	\$20,000.00	\$0.00	\$0.00	\$20,000.00	0.00%
	Total COMMUNICATIONS	\$20,025.00	\$0.78	\$0.00	\$20,024.22	0.00%
RECYCLING						
Active	R 203-33621 METROPOLITAN COUN	\$0.00	\$0.00	\$0.00	\$0.00	0.00%
Active	R 203-33622 COUNTY GRANTS	\$6,369.00	\$0.00	\$0.00	\$6,369.00	0.00%
Active	R 203-36100 SPECIAL ASSESMENT	\$35,000.00	\$0.00	\$0.00	\$35,000.00	0.00%
Active	R 203-36101 PRINCIPAL	\$0.00	\$0.00	\$0.00	\$0.00	0.00%
Active	R 203-36102 PENALTIES & INTERES	\$0.00	\$0.00	\$0.00	\$0.00	0.00%
Active	R 203-36211 INVESTMENT INTERES	\$400.00	\$144.47	\$59.56	\$255.53	36.12%
Active	R 203-36250 REFUNDS & REIMBUR	\$0.00	\$0.00	\$0.00	\$0.00	0.00%
Active	R 203-36255 MISC	\$0.00	\$0.00	\$0.00	\$0.00	0.00%
Active	R 203-39200 INTERFUND OPERATIN	\$0.00	\$0.00	\$0.00	\$0.00	0.00%
	Total RECYCLING	\$41,769.00	\$144.47	\$59.56	\$41,624.53	0.35%
TAX INCREMENT DEBT SERVICE						
Active	R 301-31040 FISCAL DISPARITIES	\$0.00	\$0.00	\$0.00	\$0.00	0.00%
Active	R 301-31050 TAX INCREMENT	\$0.00	\$0.00	\$0.00	\$0.00	0.00%
Active	R 301-31051 DELINQUENT TAX INC	\$0.00	\$0.00	\$0.00	\$0.00	0.00%
Active	R 301-33402 HOMESTEAD CREDIT	\$0.00	\$0.00	\$0.00	\$0.00	0.00%
Active	R 301-33406 MARKET VAL HOM CR	\$0.00	\$0.00	\$0.00	\$0.00	0.00%
Active	R 301-36100 SPECIAL ASSESMENT	\$0.00	\$0.00	\$0.00	\$0.00	0.00%
Active	R 301-36211 INVESTMENT INTERES	\$0.00	\$0.00	\$0.00	\$0.00	0.00%
Active	R 301-39200 INTERFUND OPERATIN	\$0.00	\$0.00	\$0.00	\$0.00	0.00%

CITY OF LAUDERDALE
***Revenue Guideline©**

04/27/15 1:27 PM

Page 3

Current Period: MARCH 2015

		2015	2015	MARCH	2015	% of YTD
		YTD Budget	YTD Amt	MTD Amt	YTD Balance	Budget
Active	R 301-39205 TRANS FROM TIF PRO	\$0.00	\$0.00	\$0.00	\$0.00	0.00%
Active	R 301-39999 PRIOR PERIOD ADJUS	\$0.00	\$0.00	\$0.00	\$0.00	0.00%
Total TAX INCREMENT DEBT SERVICE		\$0.00	\$0.00	\$0.00	\$0.00	0.00%
00 ST/UTIL IMP DEBT SERVICE						
Active	R 302-36100 SPECIAL ASSESMENT	\$0.00	\$0.00	\$0.00	\$0.00	0.00%
Active	R 302-36102 PENALTIES & INTERES	\$0.00	\$0.00	\$0.00	\$0.00	0.00%
Active	R 302-36211 INVESTMENT INTERES	\$0.00	\$0.00	\$0.00	\$0.00	0.00%
Active	R 302-36250 REFUNDS & REIMBUR	\$0.00	\$0.00	\$0.00	\$0.00	0.00%
Active	R 302-39200 INTERFUND OPERATIN	\$0.00	\$0.00	\$0.00	\$0.00	0.00%
Active	R 302-39310 GENERAL OBLIGATION	\$0.00	\$0.00	\$0.00	\$0.00	0.00%
Total 00 ST/UTIL IMP DEBT SERVICE		\$0.00	\$0.00	\$0.00	\$0.00	0.00%
02 ST/UTIL IMP DEBT SERVICE						
Active	R 303-36100 SPECIAL ASSESMENT	\$0.00	\$0.00	\$0.00	\$0.00	0.00%
Active	R 303-36102 PENALTIES & INTERES	\$0.00	\$0.00	\$0.00	\$0.00	0.00%
Active	R 303-36211 INVESTMENT INTERES	\$0.00	\$0.00	\$0.00	\$0.00	0.00%
Active	R 303-39200 INTERFUND OPERATIN	\$0.00	\$0.00	\$0.00	\$0.00	0.00%
Active	R 303-39310 GENERAL OBLIGATION	\$0.00	\$0.00	\$0.00	\$0.00	0.00%
Total 02 ST/UTIL IMP DEBT SERVICE		\$0.00	\$0.00	\$0.00	\$0.00	0.00%
03 ST/UTIL IMP DEBT SERVICE						
Active	R 304-36100 SPECIAL ASSESMENT	\$0.00	\$0.00	\$0.00	\$0.00	0.00%
Active	R 304-36102 PENALTIES & INTERES	\$0.00	\$0.00	\$0.00	\$0.00	0.00%
Active	R 304-36211 INVESTMENT INTERES	\$0.00	\$0.00	\$0.00	\$0.00	0.00%
Active	R 304-39200 INTERFUND OPERATIN	\$0.00	\$0.00	\$0.00	\$0.00	0.00%
Active	R 304-39310 GENERAL OBLIGATION	\$0.00	\$0.00	\$0.00	\$0.00	0.00%
Total 03 ST/UTIL IMP DEBT SERVICE		\$0.00	\$0.00	\$0.00	\$0.00	0.00%
CAPITAL IMPROVEMENT STREETS						
Active	R 401-36100 SPECIAL ASSESMENT	\$0.00	\$0.00	\$0.00	\$0.00	0.00%
Active	R 401-36102 PENALTIES & INTERES	\$0.00	\$0.00	\$0.00	\$0.00	0.00%
Active	R 401-36200 MISCELLANEOUS REV	\$0.00	\$0.00	\$0.00	\$0.00	0.00%
Active	R 401-36211 INVESTMENT INTERES	\$2,000.00	\$786.52	\$333.16	\$1,213.48	39.33%
Active	R 401-39200 INTERFUND OPERATIN	\$0.00	\$0.00	\$0.00	\$0.00	0.00%
Active	R 401-39201 TRANSFER FROM GENE	\$0.00	\$0.00	\$0.00	\$0.00	0.00%
Active	R 401-39999 PRIOR PERIOD ADJUS	\$0.00	\$0.00	\$0.00	\$0.00	0.00%
Total CAPITAL IMPROVEMENT STREETS		\$2,000.00	\$786.52	\$333.16	\$1,213.48	39.33%
CAPITAL IMPROVEMENTS						
Active	R 402-36211 INVESTMENT INTERES	\$400.00	\$63.86	\$28.06	\$336.14	15.97%
Active	R 402-36250 REFUNDS & REIMBUR	\$0.00	\$0.00	\$0.00	\$0.00	0.00%
Active	R 402-39101 SALES FIXED ASSETS	\$0.00	\$0.00	\$0.00	\$0.00	0.00%
Active	R 402-39200 INTERFUND OPERATIN	\$0.00	\$0.00	\$0.00	\$0.00	0.00%
Active	R 402-39201 TRANSFER FROM GENE	\$0.00	\$0.00	\$0.00	\$0.00	0.00%
Active	R 402-39999 PRIOR PERIOD ADJUS	\$0.00	\$0.00	\$0.00	\$0.00	0.00%
Total CAPITAL IMPROVEMENTS		\$400.00	\$63.86	\$28.06	\$336.14	15.97%
CAPITAL IMPROVE STORM WATER						
Active	R 403-36211 INVESTMENT INTERES	\$600.00	\$246.84	\$104.56	\$353.16	41.14%
Active	R 403-36250 REFUNDS & REIMBUR	\$0.00	\$0.00	\$0.00	\$0.00	0.00%
Active	R 403-37230 PENALTIES	\$0.00	\$0.00	\$0.00	\$0.00	0.00%
Active	R 403-37300 STORM SEWER FEE	\$0.00	\$0.00	\$0.00	\$0.00	0.00%
Active	R 403-39200 INTERFUND OPERATIN	\$0.00	\$0.00	\$0.00	\$0.00	0.00%
Active	R 403-39201 TRANSFER FROM GENE	\$0.00	\$0.00	\$0.00	\$0.00	0.00%
Active	R 403-39999 PRIOR PERIOD ADJUS	\$0.00	\$0.00	\$0.00	\$0.00	0.00%
Total CAPITAL IMPROVE STORM WATER		\$600.00	\$246.84	\$104.56	\$353.16	41.14%

CITY OF LAUDERDALE

04/27/15 1:27 PM

Page 4

*Revenue Guideline©

Current Period: MARCH 2015

		2015	2015	MARCH	2015	% of YTD
		YTD Budget	YTD Amt	MTD Amt	YTD Balance	Budget
PARK IMPROVEMENT						
Active	R 404-33130 CDBG/DNR	\$0.00	\$0.00	\$0.00	\$0.00	0.00%
Active	R 404-33400 STATE GRANTS AND AI	\$0.00	\$0.00	\$0.00	\$0.00	0.00%
Active	R 404-36211 INVESTMENT INTERES	\$1,000.00	\$394.18	\$166.97	\$605.82	39.42%
Active	R 404-36230 DONATIONS	\$0.00	\$0.00	\$0.00	\$0.00	0.00%
Active	R 404-36255 MISC	\$0.00	\$0.00	\$0.00	\$0.00	0.00%
Active	R 404-39200 INTERFUND OPERATIN	\$0.00	\$0.00	\$0.00	\$0.00	0.00%
Active	R 404-39201 TRANSFER FROM GENE	\$0.00	\$0.00	\$0.00	\$0.00	0.00%
Active	R 404-39204 TRANS FROM COMMU	\$0.00	\$0.00	\$0.00	\$0.00	0.00%
Active	R 404-39999 PRIOR PERIOD ADJUS	\$0.00	\$0.00	\$0.00	\$0.00	0.00%
Total PARK IMPROVEMENT		\$1,000.00	\$394.18	\$166.97	\$605.82	39.42%
TIF-PROJECTS						
Active	R 405-31050 TAX INCREMENT	\$0.00	\$0.00	\$0.00	\$0.00	0.00%
Active	R 405-31051 DELINQUENT TAX INC	\$0.00	-\$2,103.00	\$0.00	\$2,103.00	0.00%
Active	R 405-33406 MARKET VAL HOM CR	\$0.00	\$0.00	\$0.00	\$0.00	0.00%
Active	R 405-33419 LARPENTEUR AVE REI	\$0.00	\$0.00	\$0.00	\$0.00	0.00%
Active	R 405-36210 INTEREST EARNINGS	\$0.00	\$0.00	\$0.00	\$0.00	0.00%
Active	R 405-36211 INVESTMENT INTERES	\$0.00	\$80.58	\$35.34	-\$80.58	0.00%
Active	R 405-36255 MISC	\$0.00	\$0.00	\$0.00	\$0.00	0.00%
Active	R 405-39200 INTERFUND OPERATIN	\$0.00	\$0.00	\$0.00	\$0.00	0.00%
Active	R 405-39207 TRANS FROM DEBT SE	\$0.00	\$0.00	\$0.00	\$0.00	0.00%
Active	R 405-39999 PRIOR PERIOD ADJUS	\$0.00	\$0.00	\$0.00	\$0.00	0.00%
Total TIF-PROJECTS		\$0.00	-\$2,022.42	\$35.34	\$2,022.42	0.00%
SEWER IMPROVEMENT						
Active	R 407-36200 MISCELLANEOUS REV	\$0.00	\$0.00	\$0.00	\$0.00	0.00%
Active	R 407-36211 INVESTMENT INTERES	\$1,500.00	\$823.14	\$347.38	\$676.86	54.88%
Active	R 407-37240 SEWER CONNECTION	\$0.00	\$0.00	\$0.00	\$0.00	0.00%
Active	R 407-39200 INTERFUND OPERATIN	\$35,000.00	\$130,000.00	\$0.00	-\$95,000.00	371.43%
Total SEWER IMPROVEMENT		\$36,500.00	\$130,823.14	\$347.38	-\$94,323.14	358.42%
WATER UTILITY						
Active	R 409-36211 INVESTMENT INTERES	\$0.00	\$0.00	\$0.00	\$0.00	0.00%
Active	R 409-36251 ST. PAUL WATER SUR	\$0.00	\$0.00	\$0.00	\$0.00	0.00%
Total WATER UTILITY		\$0.00	\$0.00	\$0.00	\$0.00	0.00%
02 ST/UTIL CONSTRUCTION						
Active	R 412-36211 INVESTMENT INTERES	\$0.00	\$0.00	\$0.00	\$0.00	0.00%
Total 02 ST/UTIL CONSTRUCTION		\$0.00	\$0.00	\$0.00	\$0.00	0.00%
03 ST/UTIL CONSTRUCTION						
Active	R 413-33000 INTERGOVERNMENTA	\$0.00	\$0.00	\$0.00	\$0.00	0.00%
Active	R 413-33600 GRANTS & AID FROM L	\$0.00	\$0.00	\$0.00	\$0.00	0.00%
Active	R 413-36100 SPECIAL ASSESSMENT	\$0.00	\$0.00	\$0.00	\$0.00	0.00%
Active	R 413-36211 INVESTMENT INTERES	\$0.00	\$0.00	\$0.00	\$0.00	0.00%
Active	R 413-36250 REFUNDS & REIMBUR	\$0.00	\$0.00	\$0.00	\$0.00	0.00%
Active	R 413-39200 INTERFUND OPERATIN	\$0.00	\$0.00	\$0.00	\$0.00	0.00%
Active	R 413-39310 GENERAL OBLIGATION	\$0.00	\$0.00	\$0.00	\$0.00	0.00%
Total 03 ST/UTIL CONSTRUCTION		\$0.00	\$0.00	\$0.00	\$0.00	0.00%
DEVELOPMENT						
Active	R 414-36211 INVESTMENT INTERES	\$0.00	\$165.87	\$70.26	-\$165.87	0.00%
Active	R 414-36255 MISC	\$0.00	\$0.00	\$0.00	\$0.00	0.00%
Active	R 414-39200 INTERFUND OPERATIN	\$38,000.00	\$0.00	\$0.00	\$38,000.00	0.00%
Total DEVELOPMENT		\$38,000.00	\$165.87	\$70.26	\$37,834.13	0.44%
SEWER UTILITIES						

CITY OF LAUDERDALE
***Revenue Guideline©**

04/27/15 1:27 PM

Page 5

Current Period: MARCH 2015

		2015 YTD Budget	2015 YTD Amt	MARCH MTD Amt	2015 YTD Balance	% of YTD Budget
Active	R 601-33000 INTERGOVERNMENTA	\$0.00	\$0.00	\$0.00	\$0.00	0.00%
Active	R 601-36100 SPECIAL ASSESMENT	\$0.00	\$0.00	\$0.00	\$0.00	0.00%
Active	R 601-36101 PRINCIPAL	\$0.00	\$0.00	\$0.00	\$0.00	0.00%
Active	R 601-36102 PENALTIES & INTERES	\$0.00	\$0.00	\$0.00	\$0.00	0.00%
Active	R 601-36104 SEWER ASSESMENT	\$0.00	\$0.00	\$0.00	\$0.00	0.00%
Active	R 601-36211 INVESTMENT INTERES	\$1,800.00	\$475.14	\$209.57	\$1,324.86	26.40%
Active	R 601-36230 DONATIONS	\$0.00	\$0.00	\$0.00	\$0.00	0.00%
Active	R 601-36250 REFUNDS & REIMBUR	\$0.00	\$0.00	\$0.00	\$0.00	0.00%
Active	R 601-36255 MISC	\$0.00	\$0.00	\$0.00	\$0.00	0.00%
Active	R 601-37210 SEWER SALES AND SE	\$251,125.00	\$64,851.80	\$42,842.34	\$186,273.20	25.82%
Active	R 601-37215 DELINQUENT SEWER	\$0.00	\$0.00	\$0.00	\$0.00	0.00%
Active	R 601-37230 PENALTIES	\$0.00	\$0.00	\$0.00	\$0.00	0.00%
Active	R 601-37240 SEWER CONNECTION	\$0.00	\$0.00	\$0.00	\$0.00	0.00%
Active	R 601-39101 SALES FIXED ASSETS	\$0.00	\$0.00	\$0.00	\$0.00	0.00%
Active	R 601-39202 CONTRIB FROM ENTE	\$0.00	\$0.00	\$0.00	\$0.00	0.00%
Active	R 601-39999 PRIOR PERIOD ADJUS	\$0.00	\$0.00	\$0.00	\$0.00	0.00%
	Total SEWER UTILITIES	\$252,925.00	\$65,326.94	\$43,051.91	\$187,598.06	25.83%
STORM SEWER ENTERPRISE FUND						
Active	R 602-36211 INVESTMENT INTERES	\$300.00	\$139.54	\$61.68	\$160.46	46.51%
Active	R 602-37300 STORM SEWER FEE	\$68,200.00	\$22,506.06	\$12,127.03	\$45,693.94	33.00%
Active	R 602-39200 INTERFUND OPERATIN	\$0.00	\$0.00	\$0.00	\$0.00	0.00%
Active	R 602-39999 PRIOR PERIOD ADJUS	\$0.00	\$0.00	\$0.00	\$0.00	0.00%
	Total STORM SEWER ENTERPRISE FUND	\$68,500.00	\$22,645.60	\$12,188.71	\$45,854.40	33.06%
GASB34						
Active	R 999-31010 CURRENT AD VALORE	\$0.00	\$0.00	\$0.00	\$0.00	0.00%
Active	R 999-36100 SPECIAL ASSESMENT	\$0.00	\$0.00	\$0.00	\$0.00	0.00%
Active	R 999-39101 SALES FIXED ASSETS	\$0.00	\$0.00	\$0.00	\$0.00	0.00%
Active	R 999-39202 CONTRIB FROM ENTE	\$0.00	\$0.00	\$0.00	\$0.00	0.00%
	Total GASB34	\$0.00	\$0.00	\$0.00	\$0.00	0.00%
	Report Total	\$1,728,971.00	\$236,189.28	\$64,251.73	\$1,492,781.72	13.66%

CITY OF LAUDERDALE
***Expenditure Guideline©**

Current Period: MARCH 2015

		2015	2015	MARCH	Enc	2015	% of YTD
		YTD Budget	YTD Amt	MTD Amt	Current	YTD Balance	Budget
GENERAL							
Active	E 101-41100-103 PART TIME EMP	\$16,500.00	\$4,125.00	\$1,375.00	\$0.00	\$12,375.00	25.00%
Active	E 101-41100-122 FICA CONTRIBU	\$1,262.00	\$315.63	\$105.21	\$0.00	\$946.37	25.01%
Active	E 101-41100-151 WORKERS CO	\$41.00	\$0.00	\$0.00	\$0.00	\$41.00	0.00%
Active	E 101-41100-201 GENERAL SUPP	\$0.00	\$0.00	\$0.00	\$0.00	\$0.00	0.00%
Active	E 101-41100-202 PERMENANT SU	\$0.00	\$0.00	\$0.00	\$0.00	\$0.00	0.00%
Active	E 101-41100-308 TRAINING\CONF	\$1,500.00	\$449.00	\$0.00	\$0.00	\$1,051.00	29.93%
Active	E 101-41100-331 TRAVEL EXPEN	\$500.00	\$0.00	\$0.00	\$0.00	\$500.00	0.00%
Active	E 101-41100-352 PUBLIC INFO N	\$800.00	\$126.00	\$90.00	\$0.00	\$674.00	15.75%
Active	E 101-41100-361 GENERAL LIABI	\$6,300.00	\$0.00	\$0.00	\$0.00	\$6,300.00	0.00%
Active	E 101-41100-438 DUES & SUBSC	\$3,300.00	\$400.00	\$400.00	\$0.00	\$2,900.00	12.12%
Active	E 101-41100-439 SPECIAL EVENT	\$0.00	\$0.00	\$0.00	\$0.00	\$0.00	0.00%
Active	E 101-41100-440 MEETING EXPE	\$0.00	\$0.00	\$0.00	\$0.00	\$0.00	0.00%
Active	E 101-41100-530 FURNITURE & E	\$0.00	\$0.00	\$0.00	\$0.00	\$0.00	0.00%
Active	E 101-41200-101 FULL TIME EMP	\$116,043.00	\$27,467.10	\$8,721.24	\$0.00	\$88,575.90	23.67%
Active	E 101-41200-102 EMPLOYEE OVE	\$0.00	\$0.00	\$0.00	\$0.00	\$0.00	0.00%
Active	E 101-41200-104 TEMP EMPLOYE	\$0.00	\$0.00	\$0.00	\$0.00	\$0.00	0.00%
Active	E 101-41200-121 PERA CONTRIB	\$8,703.00	\$2,060.07	\$654.11	\$0.00	\$6,642.93	23.67%
Active	E 101-41200-122 FICA CONTRIBU	\$8,877.00	\$2,175.27	\$691.85	\$0.00	\$6,701.73	24.50%
Active	E 101-41200-126 ICMA RETIREME	\$0.00	\$0.00	\$0.00	\$0.00	\$0.00	0.00%
Active	E 101-41200-131 HEALTH INSURA	\$17,280.00	\$4,313.94	\$1,438.32	\$0.00	\$12,966.06	24.96%
Active	E 101-41200-142 UNEMPLOYMEN	\$0.00	\$0.00	\$0.00	\$0.00	\$0.00	0.00%
Active	E 101-41200-151 WORKERS CO	\$928.00	\$0.00	\$0.00	\$0.00	\$928.00	0.00%
Active	E 101-41200-201 GENERAL SUPP	\$1,500.00	\$857.05	\$475.25	\$0.00	\$642.95	57.14%
Active	E 101-41200-202 PERMENANT SU	\$0.00	\$0.00	\$0.00	\$0.00	\$0.00	0.00%
Active	E 101-41200-203 POSTAGE	\$3,000.00	\$2,254.19	\$147.00	\$0.00	\$745.81	75.14%
Active	E 101-41200-208 WATER DELIVE	\$450.00	\$100.03	\$46.15	\$0.00	\$349.97	22.23%
Active	E 101-41200-227 TOOLS & EQUIP	\$0.00	\$0.00	\$0.00	\$0.00	\$0.00	0.00%
Active	E 101-41200-305 LEGAL FEES - C	\$0.00	\$0.00	\$0.00	\$0.00	\$0.00	0.00%
Active	E 101-41200-306 CONSULTING F	\$6,547.00	\$1,460.25	\$486.75	\$0.00	\$5,086.75	22.30%
Active	E 101-41200-307 COMPUTER SE	\$1,700.00	\$0.00	\$0.00	\$0.00	\$1,700.00	0.00%
Active	E 101-41200-308 TRAINING\CONF	\$2,500.00	\$364.00	\$50.00	\$0.00	\$2,136.00	14.56%
Active	E 101-41200-309 DELIVERY	\$0.00	\$0.00	\$0.00	\$0.00	\$0.00	0.00%
Active	E 101-41200-327 OTHER SERV- S	\$400.00	\$84.08	\$29.20	\$0.00	\$315.92	21.02%
Active	E 101-41200-331 TRAVEL EXPEN	\$1,200.00	\$87.50	\$87.50	\$0.00	\$1,112.50	7.29%
Active	E 101-41200-352 PUBLIC INFO N	\$1,100.00	\$0.00	\$0.00	\$0.00	\$1,100.00	0.00%
Active	E 101-41200-353 NEWSLETTER P	\$2,800.00	\$675.77	\$0.00	\$0.00	\$2,124.23	24.13%
Active	E 101-41200-354 PHONEBOOK P	\$0.00	\$0.00	\$0.00	\$0.00	\$0.00	0.00%
Active	E 101-41200-355 MISC PRINTING/	\$300.00	\$65.00	\$15.00	\$0.00	\$235.00	21.67%
Active	E 101-41200-361 GENERAL LIABI	\$5,800.00	\$0.00	\$0.00	\$0.00	\$5,800.00	0.00%
Active	E 101-41200-391 TELEPHONE/PA	\$1,250.00	\$249.10	\$46.55	\$0.00	\$1,000.90	19.93%
Active	E 101-41200-401 COPIER CONTR	\$3,000.00	\$447.00	\$149.00	\$0.00	\$2,553.00	14.90%
Active	E 101-41200-404 COMPUTER RE	\$0.00	\$0.00	\$0.00	\$0.00	\$0.00	0.00%
Active	E 101-41200-409 OTHER EQUIPM	\$0.00	\$0.00	\$0.00	\$0.00	\$0.00	0.00%
Active	E 101-41200-420 RENTALS	\$0.00	\$0.00	\$0.00	\$0.00	\$0.00	0.00%
Active	E 101-41200-438 DUES & SUBSC	\$3,400.00	\$1,492.00	\$45.00	\$0.00	\$1,908.00	43.88%
Active	E 101-41200-439 SPECIAL EVENT	\$0.00	\$0.00	\$0.00	\$0.00	\$0.00	0.00%
Active	E 101-41200-440 MEETING EXPE	\$100.00	\$0.00	\$0.00	\$0.00	\$100.00	0.00%
Active	E 101-41200-442 MISC	\$500.00	\$115.00	\$0.00	\$0.00	\$385.00	23.00%
Active	E 101-41200-530 FURNITURE & E	\$0.00	\$0.00	\$0.00	\$0.00	\$0.00	0.00%
Active	E 101-41200-531 OFFICE EQUIPM	\$0.00	\$0.00	\$0.00	\$0.00	\$0.00	0.00%
Active	E 101-41200-534 OFFICE FURNIT	\$0.00	\$0.00	\$0.00	\$0.00	\$0.00	0.00%

CITY OF LAUDERDALE
***Expenditure Guideline©**

Current Period: MARCH 2015

		2015	2015	MARCH	Enc	2015	% of YTD
		YTD Budget	YTD Amt	MTD Amt	Current	YTD Balance	Budget
Active	E 101-41200-538 COMPUTER SO	\$1,000.00	\$465.21	\$465.21	\$0.00	\$534.79	46.52%
Active	E 101-41500-101 FULL TIME EMP	\$9,953.00	\$2,332.47	\$724.59	\$0.00	\$7,620.53	23.43%
Active	E 101-41500-103 PART TIME EMP	\$0.00	\$0.00	\$0.00	\$0.00	\$0.00	0.00%
Active	E 101-41500-104 TEMP EMPLOYE	\$0.00	\$0.00	\$0.00	\$0.00	\$0.00	0.00%
Active	E 101-41500-121 PERA CONTRIB	\$746.00	\$174.92	\$54.34	\$0.00	\$571.08	23.45%
Active	E 101-41500-122 FICA CONTRIBU	\$761.00	\$178.39	\$55.42	\$0.00	\$582.61	23.44%
Active	E 101-41500-131 HEALTH INSURA	\$1,620.00	\$403.78	\$134.66	\$0.00	\$1,216.22	24.92%
Active	E 101-41500-133 LIFE INSURANC	\$0.00	\$0.00	\$0.00	\$0.00	\$0.00	0.00%
Active	E 101-41500-151 WORKERS CO	\$80.00	\$0.00	\$0.00	\$0.00	\$80.00	0.00%
Active	E 101-41500-201 GENERAL SUPP	\$0.00	\$0.00	\$0.00	\$0.00	\$0.00	0.00%
Active	E 101-41500-202 PERMENANT SU	\$0.00	\$0.00	\$0.00	\$0.00	\$0.00	0.00%
Active	E 101-41500-300 LEGAL FEES - P	\$11,500.00	\$2,550.00	\$850.00	\$0.00	\$8,950.00	22.17%
Active	E 101-41500-301 AUDITING	\$14,500.00	\$10,400.00	\$10,400.00	\$0.00	\$4,100.00	71.72%
Active	E 101-41500-305 LEGAL FEES - C	\$12,000.00	\$1,336.50	\$1,336.50	\$0.00	\$10,663.50	11.14%
Active	E 101-41500-327 OTHER SERV- S	\$500.00	\$0.00	\$0.00	\$0.00	\$500.00	0.00%
Active	E 101-41500-331 TRAVEL EXPEN	\$0.00	\$0.00	\$0.00	\$0.00	\$0.00	0.00%
Active	E 101-41500-352 PUBLIC INFO N	\$0.00	\$0.00	\$0.00	\$0.00	\$0.00	0.00%
Active	E 101-41500-355 MISC PRINTING/	\$0.00	\$0.00	\$0.00	\$0.00	\$0.00	0.00%
Active	E 101-41500-409 OTHER EQUIPM	\$0.00	\$0.00	\$0.00	\$0.00	\$0.00	0.00%
Active	E 101-41500-440 MEETING EXPE	\$0.00	\$0.00	\$0.00	\$0.00	\$0.00	0.00%
Active	E 101-41500-442 MISC	\$0.00	\$0.00	\$0.00	\$0.00	\$0.00	0.00%
Active	E 101-41500-530 FURNITURE & E	\$0.00	\$0.00	\$0.00	\$0.00	\$0.00	0.00%
Active	E 101-41500-539 VOTING MACHI	\$0.00	\$0.00	\$0.00	\$0.00	\$0.00	0.00%
Active	E 101-42100-202 PERMENANT SU	\$0.00	\$0.00	\$0.00	\$0.00	\$0.00	0.00%
Active	E 101-42100-318 911 Dispatch	\$16,433.00	\$1,351.37	\$6.24	\$0.00	\$15,081.63	8.22%
Active	E 101-42100-319 POLICE CONTR	\$634,386.00	\$158,596.50	\$52,865.50	\$0.00	\$475,789.50	25.00%
Active	E 101-42100-320 FIRE CONTRAC	\$18,000.00	\$17,303.00	\$0.00	\$0.00	\$697.00	96.13%
Active	E 101-42100-321 FIRE CALLS	\$16,000.00	\$915.36	\$0.00	\$0.00	\$15,084.64	5.72%
Active	E 101-42100-322 FIRE FALSE ALA	\$500.00	\$0.00	\$0.00	\$0.00	\$500.00	0.00%
Active	E 101-42100-323 FIRE INSPECTIO	\$500.00	\$0.00	\$0.00	\$0.00	\$500.00	0.00%
Active	E 101-42100-355 MISC PRINTING/	\$0.00	\$1,345.13	\$1,345.13	\$0.00	-\$1,345.13	0.00%
Active	E 101-42100-360 INSURANCE	\$0.00	\$0.00	\$0.00	\$0.00	\$0.00	0.00%
Active	E 101-42100-391 TELEPHONE/PA	\$0.00	\$0.00	\$0.00	\$0.00	\$0.00	0.00%
Active	E 101-42100-442 MISC	\$100.00	\$6.24	\$0.00	\$0.00	\$93.76	6.24%
Active	E 101-42100-530 FURNITURE & E	\$0.00	\$0.00	\$0.00	\$0.00	\$0.00	0.00%
Active	E 101-43000-101 FULL TIME EMP	\$30,079.00	\$7,182.81	\$1,879.57	\$0.00	\$22,896.19	23.88%
Active	E 101-43000-102 EMPLOYEE OVE	\$3,000.00	\$92.13	\$92.13	\$0.00	\$2,907.87	3.07%
Active	E 101-43000-104 TEMP EMPLOYE	\$0.00	\$0.00	\$0.00	\$0.00	\$0.00	0.00%
Active	E 101-43000-121 PERA CONTRIB	\$2,481.00	\$435.12	\$115.64	\$0.00	\$2,045.88	17.54%
Active	E 101-43000-122 FICA CONTRIBU	\$2,531.00	\$607.70	\$163.11	\$0.00	\$1,923.30	24.01%
Active	E 101-43000-131 HEALTH INSURA	\$5,400.00	\$846.76	\$214.00	\$0.00	\$4,553.24	15.68%
Active	E 101-43000-151 WORKERS CO	\$1,522.00	\$0.00	\$0.00	\$0.00	\$1,522.00	0.00%
Active	E 101-43000-202 PERMENANT SU	\$0.00	\$0.00	\$0.00	\$0.00	\$0.00	0.00%
Active	E 101-43000-212 MOTOR FUELS	\$3,100.00	\$93.46	\$74.05	\$0.00	\$3,006.54	3.01%
Active	E 101-43000-213 LUBRICANTS &	\$0.00	\$0.00	\$0.00	\$0.00	\$0.00	0.00%
Active	E 101-43000-225 LANDSCAPING	\$0.00	\$0.00	\$0.00	\$0.00	\$0.00	0.00%
Active	E 101-43000-226 SIGNS	\$0.00	\$0.00	\$0.00	\$0.00	\$0.00	0.00%
Active	E 101-43000-227 TOOLS & EQUIP	\$0.00	\$0.00	\$0.00	\$0.00	\$0.00	0.00%
Active	E 101-43000-228 MISC REPAIRS	\$1,500.00	\$257.65	\$108.31	\$0.00	\$1,242.35	17.18%
Active	E 101-43000-304 ENGINEERING	\$1,000.00	\$0.00	\$0.00	\$0.00	\$1,000.00	0.00%
Active	E 101-43000-308 TRAINING\CONF	\$0.00	\$0.00	\$0.00	\$0.00	\$0.00	0.00%
Active	E 101-43000-313 SNOW & ICE RE	\$19,000.00	\$4,053.85	\$3,408.85	\$0.00	\$14,946.15	21.34%

CITY OF LAUDERDALE
***Expenditure Guideline©**

04/27/15 1:27 PM

Page 3

Current Period: MARCH 2015

		2015	2015	MARCH	Enc	2015	% of YTD
		YTD Budget	YTD Amt	MTD Amt	Current	YTD Balance	Budget
Active	E 101-43000-314 STREET SWEEP	\$0.00	\$0.00	\$0.00	\$0.00	\$0.00	0.00%
Active	E 101-43000-317 TREE SERVICE	\$8,000.00	\$0.00	\$0.00	\$0.00	\$8,000.00	0.00%
Active	E 101-43000-324 ALLEY REPAIR	\$0.00	\$0.00	\$0.00	\$0.00	\$0.00	0.00%
Active	E 101-43000-327 OTHER SERV- S	\$500.00	\$219.12	\$219.12	\$0.00	\$280.88	43.82%
Active	E 101-43000-328 STREET REPAIR	\$0.00	\$0.00	\$0.00	\$0.00	\$0.00	0.00%
Active	E 101-43000-333 CLEANING CON	\$4,500.00	\$1,338.00	\$446.00	\$0.00	\$3,162.00	29.73%
Active	E 101-43000-380 STREET LIGHT	\$7,000.00	\$1,122.61	\$543.61	\$0.00	\$5,877.39	16.04%
Active	E 101-43000-381 ELECTRIC	\$3,000.00	\$992.62	\$434.16	\$0.00	\$2,007.38	33.09%
Active	E 101-43000-382 WATER	\$200.00	\$0.00	\$0.00	\$0.00	\$200.00	0.00%
Active	E 101-43000-383 GAS UTILITIES	\$3,500.00	\$1,021.28	\$614.00	\$0.00	\$2,478.72	29.18%
Active	E 101-43000-384 REFUSE DISPO	\$3,000.00	\$789.55	\$366.49	\$0.00	\$2,210.45	26.32%
Active	E 101-43000-391 TELEPHONE/PA	\$500.00	\$177.00	\$15.77	\$0.00	\$323.00	35.40%
Active	E 101-43000-402 CITY TRUCK RE	\$3,000.00	\$0.00	\$0.00	\$0.00	\$3,000.00	0.00%
Active	E 101-43000-426 MACHINERY RE	\$0.00	\$0.00	\$0.00	\$0.00	\$0.00	0.00%
Active	E 101-43000-442 MISC	\$100.00	\$53.49	\$0.00	\$0.00	\$46.51	53.49%
Active	E 101-43000-530 FURNITURE & E	\$0.00	\$0.00	\$0.00	\$0.00	\$0.00	0.00%
Active	E 101-43400-101 FULL TIME EMP	\$37,875.00	\$8,970.82	\$2,851.75	\$0.00	\$28,904.18	23.69%
Active	E 101-43400-104 TEMP EMPLOYE	\$0.00	\$0.00	\$0.00	\$0.00	\$0.00	0.00%
Active	E 101-43400-121 PERA CONTRIB	\$2,841.00	\$672.76	\$213.86	\$0.00	\$2,168.24	23.68%
Active	E 101-43400-122 FICA CONTRIBU	\$2,897.00	\$743.56	\$237.18	\$0.00	\$2,153.44	25.67%
Active	E 101-43400-126 ICMA RETIREME	\$0.00	\$0.00	\$0.00	\$0.00	\$0.00	0.00%
Active	E 101-43400-131 HEALTH INSURA	\$6,480.00	\$1,458.25	\$485.15	\$0.00	\$5,021.75	22.50%
Active	E 101-43400-133 LIFE INSURANC	\$0.00	\$0.00	\$0.00	\$0.00	\$0.00	0.00%
Active	E 101-43400-151 WORKERS CO	\$1,435.00	\$0.00	\$0.00	\$0.00	\$1,435.00	0.00%
Active	E 101-43400-201 GENERAL SUPP	\$0.00	\$0.00	\$0.00	\$0.00	\$0.00	0.00%
Active	E 101-43400-202 PERMENANT SU	\$0.00	\$0.00	\$0.00	\$0.00	\$0.00	0.00%
Active	E 101-43400-203 POSTAGE	\$300.00	\$32.45	\$0.00	\$0.00	\$267.55	10.82%
Active	E 101-43400-306 CONSULTING F	\$0.00	\$0.00	\$0.00	\$0.00	\$0.00	0.00%
Active	E 101-43400-308 TRAINING\CONF	\$500.00	\$185.00	\$0.00	\$0.00	\$315.00	37.00%
Active	E 101-43400-310 PLUMBING INSP	\$0.00	\$0.00	\$0.00	\$0.00	\$0.00	0.00%
Active	E 101-43400-311 HEATING INSPE	\$0.00	\$0.00	\$0.00	\$0.00	\$0.00	0.00%
Active	E 101-43400-312 BUILDING INSPE	\$1,000.00	\$0.00	\$0.00	\$0.00	\$1,000.00	0.00%
Active	E 101-43400-327 OTHER SERV- S	\$0.00	\$0.00	\$0.00	\$0.00	\$0.00	0.00%
Active	E 101-43400-331 TRAVEL EXPEN	\$0.00	\$0.00	\$0.00	\$0.00	\$0.00	0.00%
Active	E 101-43400-355 MISC PRINTING/	\$0.00	\$0.00	\$0.00	\$0.00	\$0.00	0.00%
Active	E 101-43400-386 GOPHER STATE	\$500.00	\$148.35	\$26.30	\$0.00	\$351.65	29.67%
Active	E 101-43400-388 SAC UNIT CHAR	\$0.00	\$0.00	\$0.00	\$0.00	\$0.00	0.00%
Active	E 101-43400-437 SALES TAX	\$0.00	\$0.00	\$0.00	\$0.00	\$0.00	0.00%
Active	E 101-43400-442 MISC	\$100.00	\$0.00	\$0.00	\$0.00	\$100.00	0.00%
Active	E 101-43400-443 SURCHARGE R	\$500.00	\$0.00	\$0.00	\$0.00	\$500.00	0.00%
Active	E 101-45200-101 FULL TIME EMP	\$43,853.00	\$9,440.09	\$2,415.00	\$0.00	\$34,412.91	21.53%
Active	E 101-45200-103 PART TIME EMP	\$0.00	\$0.00	\$0.00	\$0.00	\$0.00	0.00%
Active	E 101-45200-104 TEMP EMPLOYE	\$6,000.00	\$4,956.75	\$429.75	\$0.00	\$1,043.25	82.61%
Active	E 101-45200-121 PERA CONTRIB	\$3,289.00	\$553.39	\$135.98	\$0.00	\$2,735.61	16.83%
Active	E 101-45200-122 FICA CONTRIBU	\$3,814.00	\$1,171.96	\$233.88	\$0.00	\$2,642.04	30.73%
Active	E 101-45200-131 HEALTH INSURA	\$8,100.00	\$1,329.80	\$337.91	\$0.00	\$6,770.20	16.42%
Active	E 101-45200-133 LIFE INSURANC	\$0.00	\$0.00	\$0.00	\$0.00	\$0.00	0.00%
Active	E 101-45200-142 UNEMPLOYMEN	\$0.00	\$0.00	\$0.00	\$0.00	\$0.00	0.00%
Active	E 101-45200-151 WORKERS CO	\$1,345.00	\$0.00	\$0.00	\$0.00	\$1,345.00	0.00%
Active	E 101-45200-201 GENERAL SUPP	\$200.00	\$0.00	\$0.00	\$0.00	\$200.00	0.00%
Active	E 101-45200-202 PERMENANT SU	\$0.00	\$0.00	\$0.00	\$0.00	\$0.00	0.00%
Active	E 101-45200-212 MOTOR FUELS	\$0.00	\$0.00	\$0.00	\$0.00	\$0.00	0.00%

CITY OF LAUDERDALE
***Expenditure Guideline©**

Current Period: MARCH 2015

		2015	2015	MARCH	Enc	2015	% of YTD
		YTD Budget	YTD Amt	MTD Amt	Current	YTD Balance	Budget
Active	E 101-45200-225 LANDSCAPING	\$0.00	\$0.00	\$0.00	\$0.00	\$0.00	0.00%
Active	E 101-45200-228 MISC REPAIRS	\$500.00	\$0.00	\$0.00	\$0.00	\$500.00	0.00%
Active	E 101-45200-317 TREE SERVICE	\$0.00	\$0.00	\$0.00	\$0.00	\$0.00	0.00%
Active	E 101-45200-327 OTHER SERV- S	\$0.00	\$0.00	\$0.00	\$0.00	\$0.00	0.00%
Active	E 101-45200-370 PARK & REC EX	\$700.00	\$0.00	\$0.00	\$0.00	\$700.00	0.00%
Active	E 101-45200-371 NON-RESIDENT	\$1,500.00	\$0.00	\$0.00	\$0.00	\$1,500.00	0.00%
Active	E 101-45200-381 ELECTRIC	\$500.00	\$192.70	\$94.36	\$0.00	\$307.30	38.54%
Active	E 101-45200-382 WATER	\$200.00	\$0.00	\$0.00	\$0.00	\$200.00	0.00%
Active	E 101-45200-383 GAS UTILITIES	\$700.00	\$314.62	\$167.01	\$0.00	\$385.38	44.95%
Active	E 101-45200-384 REFUSE DISPO	\$0.00	\$0.00	\$0.00	\$0.00	\$0.00	0.00%
Active	E 101-45200-391 TELEPHONE/PA	\$50.00	\$0.00	\$0.00	\$0.00	\$50.00	0.00%
Active	E 101-45200-403 TRACTOR/MOW	\$1,000.00	\$0.00	\$0.00	\$0.00	\$1,000.00	0.00%
Active	E 101-45200-412 WARMING HOU	\$0.00	\$0.00	\$0.00	\$0.00	\$0.00	0.00%
Active	E 101-45200-427 PORTA POTTY	\$1,000.00	\$0.00	\$0.00	\$0.00	\$1,000.00	0.00%
Active	E 101-45200-442 MISC	\$0.00	\$0.00	\$0.00	\$0.00	\$0.00	0.00%
Active	E 101-45200-540 MACHINERY & E	\$0.00	\$0.00	\$0.00	\$0.00	\$0.00	0.00%
Active	E 101-45200-550 OTHER IMPROV	\$0.00	\$0.00	\$0.00	\$0.00	\$0.00	0.00%
Active	E 101-45300-444 CONTINGENCY	\$20,000.00	\$0.00	\$0.00	\$0.00	\$20,000.00	0.00%
Active	E 101-45300-710 OPERATING TR	\$0.00	\$0.00	\$0.00	\$0.00	\$0.00	0.00%
Active	E 101-45400-710 OPERATING TR	\$38,000.00	\$0.00	\$0.00	\$0.00	\$38,000.00	0.00%
Active	E 101-45400-721 OPERATING TR	\$0.00	\$0.00	\$0.00	\$0.00	\$0.00	0.00%
Active	E 101-45400-731 OPERATING TR	\$0.00	\$0.00	\$0.00	\$0.00	\$0.00	0.00%
Active	E 101-45400-732 OPERATING TR	\$0.00	\$0.00	\$0.00	\$0.00	\$0.00	0.00%
Active	E 101-45400-733 OPERATING TR	\$0.00	\$0.00	\$0.00	\$0.00	\$0.00	0.00%
Active	E 101-45400-734 OPERATING TR	\$0.00	\$0.00	\$0.00	\$0.00	\$0.00	0.00%
Active	E 101-45400-741 OPERATING TR	\$0.00	\$0.00	\$0.00	\$0.00	\$0.00	0.00%
Active	E 101-45400-742 OPERATING TR	\$0.00	\$0.00	\$0.00	\$0.00	\$0.00	0.00%
Active	E 101-45400-743 OPERATING TR	\$0.00	\$0.00	\$0.00	\$0.00	\$0.00	0.00%
Active	E 101-45400-744 OPERATING TR	\$0.00	\$0.00	\$0.00	\$0.00	\$0.00	0.00%
Active	E 101-45400-745 OPERATING TR	\$0.00	\$0.00	\$0.00	\$0.00	\$0.00	0.00%
Active	E 101-45400-747 OPERATING TR	\$0.00	\$0.00	\$0.00	\$0.00	\$0.00	0.00%
Active	E 101-45400-749 OPERATING TR	\$0.00	\$0.00	\$0.00	\$0.00	\$0.00	0.00%
Active	E 101-48100-306 CONSULTING F	\$20,000.00	\$0.00	\$0.00	\$0.00	\$20,000.00	0.00%
Active	E 101-48100-442 MISC	\$0.00	\$0.00	\$0.00	\$0.00	\$0.00	0.00%
Active	E 101-48411-550 OTHER IMPROV	\$0.00	\$0.00	\$0.00	\$0.00	\$0.00	0.00%
Active	E 101-48412-306 CONSULTING F	\$0.00	\$1,557.50	\$0.00	\$0.00	-\$1,557.50	0.00%
Active	E 101-48412-442 MISC	\$0.00	\$0.00	\$0.00	\$0.00	\$0.00	0.00%
Active	E 101-48412-550 OTHER IMPROV	\$0.00	\$0.00	\$0.00	\$0.00	\$0.00	0.00%
Active	E 101-48412-555 LARPEN TEUR A	\$0.00	\$0.00	\$0.00	\$0.00	\$0.00	0.00%
Total GENERAL		\$1,264,252.00	\$298,053.00	\$99,613.66	\$0.00	\$966,199.00	23.58%

COMMUNITY EVENTS

Active	E 201-45600-201 GENERAL SUPP	\$0.00	\$0.00	\$0.00	\$0.00	\$0.00	0.00%
Active	E 201-45600-202 PERMENANT SU	\$0.00	\$0.00	\$0.00	\$0.00	\$0.00	0.00%
Active	E 201-45600-327 OTHER SERV- S	\$0.00	\$0.00	\$0.00	\$0.00	\$0.00	0.00%
Active	E 201-45600-352 PUBLIC INFO N	\$0.00	\$0.00	\$0.00	\$0.00	\$0.00	0.00%
Active	E 201-45600-368 FUN RUN/WALK	\$500.00	\$0.00	\$0.00	\$0.00	\$500.00	0.00%
Active	E 201-45600-369 MUSIC UNDER T	\$400.00	\$0.00	\$0.00	\$0.00	\$400.00	0.00%
Active	E 201-45600-372 MUGS	\$0.00	\$0.00	\$0.00	\$0.00	\$0.00	0.00%
Active	E 201-45600-373 T-SHIRTS	\$0.00	\$0.00	\$0.00	\$0.00	\$0.00	0.00%
Active	E 201-45600-374 POP	\$0.00	\$0.00	\$0.00	\$0.00	\$0.00	0.00%
Active	E 201-45600-375 WINTER EVENT	\$0.00	\$0.00	\$0.00	\$0.00	\$0.00	0.00%
Active	E 201-45600-376 GARAGE SALE	\$0.00	\$0.00	\$0.00	\$0.00	\$0.00	0.00%

CITY OF LAUDERDALE
***Expenditure Guideline©**

Current Period: MARCH 2015

		2015	2015	MARCH	Enc	2015	% of YTD
		YTD Budget	YTD Amt	MTD Amt	Current	YTD Balance	Budget
Active	E 201-45600-377 DAY IN THE PAR	\$1,300.00	\$0.00	\$0.00	\$0.00	\$1,300.00	0.00%
Active	E 201-45600-378 NATIONAL NIGH	\$150.00	\$0.00	\$0.00	\$0.00	\$150.00	0.00%
Active	E 201-45600-379 HALLOWEEN EV	\$700.00	\$0.00	\$0.00	\$0.00	\$700.00	0.00%
Active	E 201-45600-428 MISC RENTAL	\$0.00	\$0.00	\$0.00	\$0.00	\$0.00	0.00%
Active	E 201-45600-430 MISC	\$0.00	\$0.00	\$0.00	\$0.00	\$0.00	0.00%
Active	E 201-45600-440 MEETING EXPE	\$200.00	\$0.00	\$0.00	\$0.00	\$200.00	0.00%
Active	E 201-45600-744 OPERATING TR	\$0.00	\$0.00	\$0.00	\$0.00	\$0.00	0.00%
	Total COMMUNITY EVENTS	\$3,250.00	\$0.00	\$0.00	\$0.00	\$3,250.00	0.00%
COMMUNICATIONS							
Active	E 202-49500-101 FULL TIME EMP	\$10,377.00	\$2,456.13	\$777.74	\$0.00	\$7,920.87	23.67%
Active	E 202-49500-121 PERA CONTRIB	\$778.00	\$184.18	\$58.32	\$0.00	\$593.82	23.67%
Active	E 202-49500-122 FICA CONTRIBU	\$794.00	\$197.19	\$62.58	\$0.00	\$596.81	24.84%
Active	E 202-49500-126 ICMA RETIREME	\$0.00	\$0.00	\$0.00	\$0.00	\$0.00	0.00%
Active	E 202-49500-131 HEALTH INSURA	\$1,620.00	\$405.19	\$134.84	\$0.00	\$1,214.81	25.01%
Active	E 202-49500-133 LIFE INSURANC	\$0.00	\$0.00	\$0.00	\$0.00	\$0.00	0.00%
Active	E 202-49500-151 WORKERS CO	\$83.00	\$0.00	\$0.00	\$0.00	\$83.00	0.00%
Active	E 202-49500-201 GENERAL SUPP	\$0.00	\$0.00	\$0.00	\$0.00	\$0.00	0.00%
Active	E 202-49500-202 PERMENANT SU	\$0.00	\$0.00	\$0.00	\$0.00	\$0.00	0.00%
Active	E 202-49500-305 LEGAL FEES - C	\$0.00	\$0.00	\$0.00	\$0.00	\$0.00	0.00%
Active	E 202-49500-307 COMPUTER SE	\$500.00	\$550.00	\$0.00	\$0.00	-\$50.00	110.00%
Active	E 202-49500-327 OTHER SERV- S	\$3,000.00	\$0.00	\$0.00	\$0.00	\$3,000.00	0.00%
Active	E 202-49500-329 CABLE FRANCHI	\$5,000.00	\$4,738.67	\$0.00	\$0.00	\$261.33	94.77%
Active	E 202-49500-409 OTHER EQUIPM	\$0.00	\$0.00	\$0.00	\$0.00	\$0.00	0.00%
Active	E 202-49500-426 MACHINERY RE	\$0.00	\$0.00	\$0.00	\$0.00	\$0.00	0.00%
Active	E 202-49500-444 CONTINGENCY	\$0.00	\$0.00	\$0.00	\$0.00	\$0.00	0.00%
Active	E 202-49500-530 FURNITURE & E	\$1,000.00	\$0.00	\$0.00	\$0.00	\$1,000.00	0.00%
Active	E 202-49500-531 OFFICE EQUIPM	\$0.00	\$0.00	\$0.00	\$0.00	\$0.00	0.00%
Active	E 202-49500-532 COPIER	\$0.00	\$0.00	\$0.00	\$0.00	\$0.00	0.00%
	Total COMMUNICATIONS	\$23,152.00	\$8,531.36	\$1,033.48	\$0.00	\$14,620.64	36.85%
RECYCLING							
Active	E 203-50000-101 FULL TIME EMP	\$15,044.00	\$3,565.10	\$1,136.76	\$0.00	\$11,478.90	23.70%
Active	E 203-50000-121 PERA CONTRIB	\$1,128.00	\$267.39	\$85.26	\$0.00	\$860.61	23.70%
Active	E 203-50000-122 FICA CONTRIBU	\$1,151.00	\$309.81	\$99.34	\$0.00	\$841.19	26.92%
Active	E 203-50000-126 ICMA RETIREME	\$0.00	\$0.00	\$0.00	\$0.00	\$0.00	0.00%
Active	E 203-50000-131 HEALTH INSURA	\$2,700.00	\$673.61	\$224.84	\$0.00	\$2,026.39	24.95%
Active	E 203-50000-133 LIFE INSURANC	\$0.00	\$0.00	\$0.00	\$0.00	\$0.00	0.00%
Active	E 203-50000-151 WORKERS CO	\$120.00	\$0.00	\$0.00	\$0.00	\$120.00	0.00%
Active	E 203-50000-201 GENERAL SUPP	\$0.00	\$0.00	\$0.00	\$0.00	\$0.00	0.00%
Active	E 203-50000-202 PERMENANT SU	\$0.00	\$0.00	\$0.00	\$0.00	\$0.00	0.00%
Active	E 203-50000-327 OTHER SERV- S	\$350.00	\$0.00	\$0.00	\$0.00	\$350.00	0.00%
Active	E 203-50000-389 RECYCLING CO	\$26,000.00	\$5,562.81	\$2,851.56	\$0.00	\$20,437.19	21.40%
Active	E 203-50000-438 DUES & SUBSC	\$0.00	\$0.00	\$0.00	\$0.00	\$0.00	0.00%
Active	E 203-50000-440 MEETING EXPE	\$0.00	\$0.00	\$0.00	\$0.00	\$0.00	0.00%
Active	E 203-50000-444 CONTINGENCY	\$0.00	\$0.00	\$0.00	\$0.00	\$0.00	0.00%
	Total RECYCLING	\$46,493.00	\$10,378.72	\$4,397.76	\$0.00	\$36,114.28	22.32%
TAX INCREMENT DEBT SERVICE							
Active	E 301-47100-101 FULL TIME EMP	\$0.00	\$0.00	\$0.00	\$0.00	\$0.00	0.00%
Active	E 301-47100-121 PERA CONTRIB	\$0.00	\$0.00	\$0.00	\$0.00	\$0.00	0.00%
Active	E 301-47100-122 FICA CONTRIBU	\$0.00	\$0.00	\$0.00	\$0.00	\$0.00	0.00%
Active	E 301-47100-131 HEALTH INSURA	\$0.00	\$0.00	\$0.00	\$0.00	\$0.00	0.00%
Active	E 301-47100-133 LIFE INSURANC	\$0.00	\$0.00	\$0.00	\$0.00	\$0.00	0.00%
Active	E 301-47100-444 CONTINGENCY	\$0.00	\$0.00	\$0.00	\$0.00	\$0.00	0.00%

CITY OF LAUDERDALE
***Expenditure Guideline©**

Current Period: MARCH 2015

		2015	2015	MARCH	Enc	2015	% of YTD
		YTD Budget	YTD Amt	MTD Amt	Current	YTD Balance	Budget
Active	E 301-47100-601 BOND PRINCIPA	\$0.00	\$0.00	\$0.00	\$0.00	\$0.00	0.00%
Active	E 301-47100-611 BOND INTERES	\$0.00	\$0.00	\$0.00	\$0.00	\$0.00	0.00%
Active	E 301-47100-621 FILE MAINTENA	\$0.00	\$0.00	\$0.00	\$0.00	\$0.00	0.00%
Active	E 301-47100-710 OPERATING TR	\$0.00	\$0.00	\$0.00	\$0.00	\$0.00	0.00%
Active	E 301-47100-745 OPERATING TR	\$0.00	\$0.00	\$0.00	\$0.00	\$0.00	0.00%
	Total TAX INCREMENT DEBT SERVICE	\$0.00	\$0.00	\$0.00	\$0.00	\$0.00	0.00%
00 ST/UTIL IMP DEBT SERVICE							
Active	E 302-47200-303 FINANCIAL CON	\$0.00	\$0.00	\$0.00	\$0.00	\$0.00	0.00%
Active	E 302-47200-601 BOND PRINCIPA	\$0.00	\$0.00	\$0.00	\$0.00	\$0.00	0.00%
Active	E 302-47200-611 BOND INTERES	\$0.00	\$0.00	\$0.00	\$0.00	\$0.00	0.00%
Active	E 302-47200-621 FILE MAINTENA	\$0.00	\$0.00	\$0.00	\$0.00	\$0.00	0.00%
Active	E 302-47200-710 OPERATING TR	\$0.00	\$0.00	\$0.00	\$0.00	\$0.00	0.00%
	Total 00 ST/UTIL IMP DEBT SERVICE	\$0.00	\$0.00	\$0.00	\$0.00	\$0.00	0.00%
02 ST/UTIL IMP DEBT SERVICE							
Active	E 303-47300-303 FINANCIAL CON	\$0.00	\$0.00	\$0.00	\$0.00	\$0.00	0.00%
Active	E 303-47300-601 BOND PRINCIPA	\$0.00	\$0.00	\$0.00	\$0.00	\$0.00	0.00%
Active	E 303-47300-611 BOND INTERES	\$0.00	\$0.00	\$0.00	\$0.00	\$0.00	0.00%
Active	E 303-47300-621 FILE MAINTENA	\$0.00	\$0.00	\$0.00	\$0.00	\$0.00	0.00%
	Total 02 ST/UTIL IMP DEBT SERVICE	\$0.00	\$0.00	\$0.00	\$0.00	\$0.00	0.00%
03 ST/UTIL IMP DEBT SERVICE							
Active	E 304-47000-721 OPERATING TR	\$0.00	\$0.00	\$0.00	\$0.00	\$0.00	0.00%
Active	E 304-47400-303 FINANCIAL CON	\$0.00	\$0.00	\$0.00	\$0.00	\$0.00	0.00%
Active	E 304-47400-601 BOND PRINCIPA	\$105,000.00	\$105,000.00	\$0.00	\$0.00	\$0.00	100.00%
Active	E 304-47400-611 BOND INTERES	\$1,890.00	\$1,890.00	\$0.00	\$0.00	\$0.00	100.00%
Active	E 304-47400-621 FILE MAINTENA	\$600.00	\$0.00	\$0.00	\$0.00	\$600.00	0.00%
	Total 03 ST/UTIL IMP DEBT SERVICE	\$107,490.00	\$106,890.00	\$0.00	\$0.00	\$600.00	99.44%
CAPITAL IMPROVEMENT STREETS							
Active	E 401-48401-303 FINANCIAL CON	\$0.00	\$0.00	\$0.00	\$0.00	\$0.00	0.00%
Active	E 401-48401-304 ENGINEERING	\$0.00	\$0.00	\$0.00	\$0.00	\$0.00	0.00%
Active	E 401-48401-317 TREE SERVICE	\$0.00	\$0.00	\$0.00	\$0.00	\$0.00	0.00%
Active	E 401-48401-328 STREET REPAIR	\$170,000.00	\$0.00	\$0.00	\$0.00	\$170,000.00	0.00%
Active	E 401-48401-710 OPERATING TR	\$0.00	\$0.00	\$0.00	\$0.00	\$0.00	0.00%
	Total CAPITAL IMPROVEMENT STREETS	\$170,000.00	\$0.00	\$0.00	\$0.00	\$170,000.00	0.00%
CAPITAL IMPROVEMENTS							
Active	E 402-48000-510 LAND	\$0.00	\$0.00	\$0.00	\$0.00	\$0.00	0.00%
Active	E 402-48000-520 BUILDINGS	\$13,000.00	\$0.00	\$0.00	\$0.00	\$13,000.00	0.00%
Active	E 402-48000-521 CITY GARAGE	\$0.00	\$0.00	\$0.00	\$0.00	\$0.00	0.00%
Active	E 402-48000-523 WARMING HOU	\$0.00	\$0.00	\$0.00	\$0.00	\$0.00	0.00%
Active	E 402-48000-530 FURNITURE & E	\$0.00	\$0.00	\$0.00	\$0.00	\$0.00	0.00%
Active	E 402-48000-531 OFFICE EQUIPM	\$0.00	\$0.00	\$0.00	\$0.00	\$0.00	0.00%
Active	E 402-48000-532 COPIER	\$0.00	\$0.00	\$0.00	\$0.00	\$0.00	0.00%
Active	E 402-48000-535 FURNACE/AC	\$0.00	\$0.00	\$0.00	\$0.00	\$0.00	0.00%
Active	E 402-48000-538 COMPUTER SO	\$0.00	\$0.00	\$0.00	\$0.00	\$0.00	0.00%
Active	E 402-48000-540 MACHINERY & E	\$0.00	\$0.00	\$0.00	\$0.00	\$0.00	0.00%
Active	E 402-48000-543 TRACTOR	\$0.00	\$0.00	\$0.00	\$0.00	\$0.00	0.00%
Active	E 402-48000-550 OTHER IMPROV	\$0.00	\$0.00	\$0.00	\$0.00	\$0.00	0.00%
Active	E 402-48000-560 VEHICLE	\$0.00	\$0.00	\$0.00	\$0.00	\$0.00	0.00%
Active	E 402-48000-562 TRUCK	\$35,000.00	\$0.00	\$0.00	\$0.00	\$35,000.00	0.00%
Active	E 402-48000-710 OPERATING TR	\$0.00	\$0.00	\$0.00	\$0.00	\$0.00	0.00%
	Total CAPITAL IMPROVEMENTS	\$48,000.00	\$0.00	\$0.00	\$0.00	\$48,000.00	0.00%
CAPITAL IMPROVE STORM WATER							
Active	E 403-48403-101 FULL TIME EMP	\$0.00	\$0.00	\$0.00	\$0.00	\$0.00	0.00%

CITY OF LAUDERDALE
***Expenditure Guideline©**

Current Period: MARCH 2015

		2015	2015	MARCH	Enc	2015	% of YTD
		YTD Budget	YTD Amt	MTD Amt	Current	YTD Balance	Budget
Active	E 403-48403-102 EMPLOYEE OVE	\$0.00	\$0.00	\$0.00	\$0.00	\$0.00	0.00%
Active	E 403-48403-121 PERA CONTRIB	\$0.00	\$0.00	\$0.00	\$0.00	\$0.00	0.00%
Active	E 403-48403-122 FICA CONTRIBU	\$0.00	\$0.00	\$0.00	\$0.00	\$0.00	0.00%
Active	E 403-48403-131 HEALTH INSURA	\$0.00	\$0.00	\$0.00	\$0.00	\$0.00	0.00%
Active	E 403-48403-133 LIFE INSURANC	\$0.00	\$0.00	\$0.00	\$0.00	\$0.00	0.00%
Active	E 403-48403-151 WORKERS CO	\$0.00	\$0.00	\$0.00	\$0.00	\$0.00	0.00%
Active	E 403-48403-201 GENERAL SUPP	\$0.00	\$0.00	\$0.00	\$0.00	\$0.00	0.00%
Active	E 403-48403-304 ENGINEERING	\$0.00	\$0.00	\$0.00	\$0.00	\$0.00	0.00%
Active	E 403-48403-327 OTHER SERV- S	\$0.00	\$0.00	\$0.00	\$0.00	\$0.00	0.00%
Active	E 403-48403-328 STREET REPAIR	\$0.00	\$0.00	\$0.00	\$0.00	\$0.00	0.00%
Active	E 403-48403-442 MISC	\$0.00	\$0.00	\$0.00	\$0.00	\$0.00	0.00%
Active	E 403-48403-444 CONTINGENCY	\$0.00	\$0.00	\$0.00	\$0.00	\$0.00	0.00%
Active	E 403-48403-554 CATCH BASIN R	\$0.00	\$0.00	\$0.00	\$0.00	\$0.00	0.00%
Active	E 403-48403-710 OPERATING TR	\$0.00	\$0.00	\$0.00	\$0.00	\$0.00	0.00%
Total CAPITAL IMPROVE STORM WATER		\$0.00	\$0.00	\$0.00	\$0.00	\$0.00	0.00%
PARK IMPROVEMENT							
Active	E 404-48404-304 ENGINEERING	\$0.00	\$0.00	\$0.00	\$0.00	\$0.00	0.00%
Active	E 404-48404-437 SALES TAX	\$0.00	\$0.00	\$0.00	\$0.00	\$0.00	0.00%
Active	E 404-48404-510 LAND	\$0.00	\$0.00	\$0.00	\$0.00	\$0.00	0.00%
Active	E 404-48404-524 PICNIC SHELTE	\$0.00	\$0.00	\$0.00	\$0.00	\$0.00	0.00%
Active	E 404-48404-525 PLAYGROUND (\$0.00	\$0.00	\$0.00	\$0.00	\$0.00	0.00%
Active	E 404-48404-526 PARK PATH (CD	\$0.00	\$0.00	\$0.00	\$0.00	\$0.00	0.00%
Active	E 404-48404-527 GENERAL PARK	\$25,000.00	\$0.00	\$0.00	\$0.00	\$25,000.00	0.00%
Active	E 404-48404-528 COURT IMPROV	\$0.00	\$0.00	\$0.00	\$0.00	\$0.00	0.00%
Total PARK IMPROVEMENT		\$25,000.00	\$0.00	\$0.00	\$0.00	\$25,000.00	0.00%
TIF-PROJECTS							
Active	E 405-48500-101 FULL TIME EMP	\$0.00	\$0.00	\$0.00	\$0.00	\$0.00	0.00%
Active	E 405-48500-121 PERA CONTRIB	\$0.00	\$0.00	\$0.00	\$0.00	\$0.00	0.00%
Active	E 405-48500-122 FICA CONTRIBU	\$0.00	\$0.00	\$0.00	\$0.00	\$0.00	0.00%
Active	E 405-48500-131 HEALTH INSURA	\$0.00	\$0.00	\$0.00	\$0.00	\$0.00	0.00%
Active	E 405-48500-133 LIFE INSURANC	\$0.00	\$0.00	\$0.00	\$0.00	\$0.00	0.00%
Active	E 405-48500-304 ENGINEERING	\$0.00	\$0.00	\$0.00	\$0.00	\$0.00	0.00%
Active	E 405-48500-305 LEGAL FEES - C	\$0.00	\$0.00	\$0.00	\$0.00	\$0.00	0.00%
Active	E 405-48500-325 LARPENTEUR A	\$0.00	-\$12,436.00	\$0.00	\$0.00	\$12,436.00	0.00%
Active	E 405-48500-327 OTHER SERV- S	\$0.00	\$0.00	\$0.00	\$0.00	\$0.00	0.00%
Active	E 405-48500-408 LIFT STATION R	\$0.00	\$0.00	\$0.00	\$0.00	\$0.00	0.00%
Active	E 405-48500-442 MISC	\$0.00	\$0.00	\$0.00	\$0.00	\$0.00	0.00%
Active	E 405-48500-444 CONTINGENCY	\$0.00	\$0.00	\$0.00	\$0.00	\$0.00	0.00%
Active	E 405-48500-530 FURNITURE & E	\$0.00	\$0.00	\$0.00	\$0.00	\$0.00	0.00%
Active	E 405-48500-540 MACHINERY & E	\$0.00	\$0.00	\$0.00	\$0.00	\$0.00	0.00%
Active	E 405-48500-710 OPERATING TR	\$0.00	\$0.00	\$0.00	\$0.00	\$0.00	0.00%
Total TIF-PROJECTS		\$0.00	-\$12,436.00	\$0.00	\$0.00	\$12,436.00	0.00%
SEWER IMPROVEMENT							
Active	E 407-48407-304 ENGINEERING	\$0.00	\$0.00	\$0.00	\$0.00	\$0.00	0.00%
Active	E 407-48407-500 CAPITAL OUTLA	\$0.00	\$0.00	\$0.00	\$0.00	\$0.00	0.00%
Total SEWER IMPROVEMENT		\$0.00	\$0.00	\$0.00	\$0.00	\$0.00	0.00%
WATER UTILITY							
Active	E 409-48409-328 STREET REPAIR	\$0.00	\$0.00	\$0.00	\$0.00	\$0.00	0.00%
Active	E 409-48409-710 OPERATING TR	\$0.00	\$0.00	\$0.00	\$0.00	\$0.00	0.00%
Total WATER UTILITY		\$0.00	\$0.00	\$0.00	\$0.00	\$0.00	0.00%
02 ST/UTIL CONSTRUCTION							
Active	E 412-48410-304 ENGINEERING	\$0.00	\$0.00	\$0.00	\$0.00	\$0.00	0.00%

CITY OF LAUDERDALE
***Expenditure Guideline©**

Current Period: MARCH 2015

		2015	2015	MARCH	Enc	2015	% of YTD
		YTD Budget	YTD Amt	MTD Amt	Current	YTD Balance	Budget
Active	E 412-48410-328 STREET REPAIR	\$0.00	\$0.00	\$0.00	\$0.00	\$0.00	0.00%
Active	E 412-48410-721 OPERATING TR	\$0.00	\$0.00	\$0.00	\$0.00	\$0.00	0.00%
Total 02 ST/UTIL CONSTRUCTION		\$0.00	\$0.00	\$0.00	\$0.00	\$0.00	0.00%
DEVELOPMENT							
Active	E 414-48100-721 OPERATING TR	\$20,461.00	\$0.00	\$0.00	\$0.00	\$20,461.00	0.00%
Total DEVELOPMENT		\$20,461.00	\$0.00	\$0.00	\$0.00	\$20,461.00	0.00%
SEWER UTILITIES							
Active	E 601-49000-101 FULL TIME EMP	\$30,279.00	\$1,983.15	\$1,792.60	\$0.00	\$28,295.85	6.55%
Active	E 601-49000-102 EMPLOYEE OVE	\$12,000.00	\$2,825.98	\$884.44	\$0.00	\$9,174.02	23.55%
Active	E 601-49000-121 PERA CONTRIB	\$3,171.00	\$622.39	\$174.97	\$0.00	\$2,548.61	19.63%
Active	E 601-49000-122 FICA CONTRIBU	\$3,234.00	\$782.57	\$219.67	\$0.00	\$2,451.43	24.20%
Active	E 601-49000-131 HEALTH INSURA	\$5,184.00	\$1,183.88	\$331.25	\$0.00	\$4,000.12	22.84%
Active	E 601-49000-151 WORKERS CO	\$2,895.00	\$0.00	\$0.00	\$0.00	\$2,895.00	0.00%
Active	E 601-49000-201 GENERAL SUPP	\$0.00	\$0.00	\$0.00	\$0.00	\$0.00	0.00%
Active	E 601-49000-212 MOTOR FUELS	\$700.00	\$31.41	\$15.87	\$0.00	\$668.59	4.49%
Active	E 601-49000-227 TOOLS & EQUIP	\$0.00	\$0.00	\$0.00	\$0.00	\$0.00	0.00%
Active	E 601-49000-228 MISC REPAIRS	\$0.00	\$0.00	\$0.00	\$0.00	\$0.00	0.00%
Active	E 601-49000-301 AUDITING	\$1,800.00	\$1,300.00	\$1,300.00	\$0.00	\$500.00	72.22%
Active	E 601-49000-304 ENGINEERING	\$3,000.00	\$0.00	\$0.00	\$0.00	\$3,000.00	0.00%
Active	E 601-49000-308 TRAINING\CONF	\$600.00	\$300.00	\$0.00	\$0.00	\$300.00	50.00%
Active	E 601-49000-315 SEWER JETTIN	\$0.00	\$0.00	\$0.00	\$0.00	\$0.00	0.00%
Active	E 601-49000-316 SEWER TELEVI	\$20,000.00	\$0.00	\$0.00	\$0.00	\$20,000.00	0.00%
Active	E 601-49000-327 OTHER SERV- S	\$7,000.00	\$1,745.76	\$1,577.86	\$0.00	\$5,254.24	24.94%
Active	E 601-49000-331 TRAVEL EXPEN	\$0.00	\$0.00	\$0.00	\$0.00	\$0.00	0.00%
Active	E 601-49000-361 GENERAL LIABI	\$2,200.00	\$0.00	\$0.00	\$0.00	\$2,200.00	0.00%
Active	E 601-49000-362 PROPERTY INS	\$1,000.00	\$0.00	\$0.00	\$0.00	\$1,000.00	0.00%
Active	E 601-49000-363 AUTOMOTIVE IN	\$0.00	\$0.00	\$0.00	\$0.00	\$0.00	0.00%
Active	E 601-49000-382 WATER	\$100.00	\$0.00	\$0.00	\$0.00	\$100.00	0.00%
Active	E 601-49000-387 WATER TREAT	\$133,000.00	\$44,077.68	\$11,019.42	\$0.00	\$88,922.32	33.14%
Active	E 601-49000-391 TELEPHONE/PA	\$300.00	\$34.99	\$7.88	\$0.00	\$265.01	11.66%
Active	E 601-49000-402 CITY TRUCK RE	\$400.00	\$0.00	\$0.00	\$0.00	\$400.00	0.00%
Active	E 601-49000-425 CLOTHING	\$700.00	\$120.68	\$44.14	\$0.00	\$579.32	17.24%
Active	E 601-49000-442 MISC	\$0.00	\$0.00	\$0.00	\$0.00	\$0.00	0.00%
Active	E 601-49000-444 CONTINGENCY	\$0.00	\$0.00	\$0.00	\$0.00	\$0.00	0.00%
Active	E 601-49000-501 DEPRECIATION	\$0.00	\$0.00	\$0.00	\$0.00	\$0.00	0.00%
Active	E 601-49000-540 MACHINERY & E	\$0.00	\$0.00	\$0.00	\$0.00	\$0.00	0.00%
Active	E 601-49000-554 CATCH BASIN R	\$10,500.00	\$0.00	\$0.00	\$0.00	\$10,500.00	0.00%
Active	E 601-49000-710 OPERATING TR	\$35,000.00	\$130,000.00	\$0.00	\$0.00	-\$95,000.00	371.43%
Total SEWER UTILITIES		\$273,063.00	\$185,008.49	\$17,368.10	\$0.00	\$88,054.51	67.75%
STORM SEWER ENTERPRISE FUND							
Active	E 602-49100-101 FULL TIME EMP	\$34,360.00	\$2,473.65	\$2,110.57	\$0.00	\$31,886.35	7.20%
Active	E 602-49100-102 EMPLOYEE OVE	\$5,000.00	\$1,177.51	\$368.52	\$0.00	\$3,822.49	23.55%
Active	E 602-49100-121 PERA CONTRIB	\$2,952.00	\$571.99	\$160.13	\$0.00	\$2,380.01	19.38%
Active	E 602-49100-122 FICA CONTRIBU	\$3,011.00	\$718.70	\$200.45	\$0.00	\$2,292.30	23.87%
Active	E 602-49100-131 HEALTH INSURA	\$5,616.00	\$1,072.63	\$295.66	\$0.00	\$4,543.37	19.10%
Active	E 602-49100-151 WORKERS CO	\$2,375.00	\$0.00	\$0.00	\$0.00	\$2,375.00	0.00%
Active	E 602-49100-201 GENERAL SUPP	\$0.00	\$0.00	\$0.00	\$0.00	\$0.00	0.00%
Active	E 602-49100-212 MOTOR FUELS	\$700.00	\$31.40	\$15.86	\$0.00	\$668.60	4.49%
Active	E 602-49100-227 TOOLS & EQUIP	\$0.00	\$0.00	\$0.00	\$0.00	\$0.00	0.00%
Active	E 602-49100-228 MISC REPAIRS	\$0.00	\$0.00	\$0.00	\$0.00	\$0.00	0.00%
Active	E 602-49100-301 AUDITING	\$1,800.00	\$1,300.00	\$1,300.00	\$0.00	\$500.00	72.22%
Active	E 602-49100-304 ENGINEERING	\$3,000.00	\$118.00	\$0.00	\$0.00	\$2,882.00	3.93%

CITY OF LAUDERDALE
***Expenditure Guideline©**

04/27/15 1:27 PM

Page 9

Current Period: MARCH 2015

		2015	2015	MARCH	Enc	2015	% of YTD
		YTD Budget	YTD Amt	MTD Amt	Current	YTD Balance	Budget
Active	E 602-49100-308 TRAINING\CONF	\$500.00	\$0.00	\$0.00	\$0.00	\$500.00	0.00%
Active	E 602-49100-314 STREET SWEEP	\$5,500.00	\$0.00	\$0.00	\$0.00	\$5,500.00	0.00%
Active	E 602-49100-327 OTHER SERV- S	\$3,500.00	\$308.07	\$278.45	\$0.00	\$3,191.93	8.80%
Active	E 602-49100-352 PUBLIC INFO N	\$100.00	\$0.00	\$0.00	\$0.00	\$100.00	0.00%
Active	E 602-49100-361 GENERAL LIABI	\$2,200.00	\$0.00	\$0.00	\$0.00	\$2,200.00	0.00%
Active	E 602-49100-391 TELEPHONE/PA	\$300.00	\$35.00	\$7.89	\$0.00	\$265.00	11.67%
Active	E 602-49100-402 CITY TRUCK RE	\$400.00	\$0.00	\$0.00	\$0.00	\$400.00	0.00%
Active	E 602-49100-425 CLOTHING	\$700.00	\$120.67	\$44.14	\$0.00	\$579.33	17.24%
Active	E 602-49100-438 DUES & SUBSC	\$500.00	\$410.00	\$0.00	\$0.00	\$90.00	82.00%
Active	E 602-49100-442 MISC	\$0.00	\$53.31	\$0.00	\$0.00	-\$53.31	0.00%
Active	E 602-49100-444 CONTINGENCY	\$0.00	\$0.00	\$0.00	\$0.00	\$0.00	0.00%
Active	E 602-49100-501 DEPRECIATION	\$0.00	\$0.00	\$0.00	\$0.00	\$0.00	0.00%
Active	E 602-49100-540 MACHINERY & E	\$0.00	\$0.00	\$0.00	\$0.00	\$0.00	0.00%
Active	E 602-49100-554 CATCH BASIN R	\$0.00	\$0.00	\$0.00	\$0.00	\$0.00	0.00%
Active	E 602-49100-710 OPERATING TR	\$0.00	\$0.00	\$0.00	\$0.00	\$0.00	0.00%
Total STORM SEWER ENTERPRISE FUND		\$72,514.00	\$8,390.93	\$4,781.67	\$0.00	\$64,123.07	11.57%
GASB34							
Active	E 999-41000-100 WAGES AND SA	\$0.00	-\$23,882.79	\$0.00	\$0.00	\$23,882.79	0.00%
Active	E 999-41000-420 RENTALS	\$0.00	\$0.00	\$0.00	\$0.00	\$0.00	0.00%
Active	E 999-41000-500 CAPITAL OUTLA	\$0.00	\$0.00	\$0.00	\$0.00	\$0.00	0.00%
Active	E 999-43000-100 WAGES AND SA	\$0.00	-\$5,074.63	\$0.00	\$0.00	\$5,074.63	0.00%
Active	E 999-43000-420 RENTALS	\$0.00	\$0.00	\$0.00	\$0.00	\$0.00	0.00%
Active	E 999-43000-499 LOSS ON DISPO	\$0.00	\$0.00	\$0.00	\$0.00	\$0.00	0.00%
Active	E 999-43000-500 CAPITAL OUTLA	\$0.00	\$0.00	\$0.00	\$0.00	\$0.00	0.00%
Active	E 999-45000-100 WAGES AND SA	\$0.00	-\$6,422.67	\$0.00	\$0.00	\$6,422.67	0.00%
Active	E 999-45000-420 RENTALS	\$0.00	\$0.00	\$0.00	\$0.00	\$0.00	0.00%
Active	E 999-45000-500 CAPITAL OUTLA	\$0.00	\$0.00	\$0.00	\$0.00	\$0.00	0.00%
Active	E 999-47000-601 BOND PRINCIPA	\$0.00	\$0.00	\$0.00	\$0.00	\$0.00	0.00%
Active	E 999-47000-611 BOND INTERES	\$0.00	\$0.00	\$0.00	\$0.00	\$0.00	0.00%
Active	E 999-49000-420 RENTALS	\$0.00	\$0.00	\$0.00	\$0.00	\$0.00	0.00%
Active	E 999-49000-500 CAPITAL OUTLA	\$0.00	\$0.00	\$0.00	\$0.00	\$0.00	0.00%
Active	E 999-49500-100 WAGES AND SA	\$0.00	-\$1,492.05	\$0.00	\$0.00	\$1,492.05	0.00%
Active	E 999-50000-100 WAGES AND SA	\$0.00	-\$3,444.33	\$0.00	\$0.00	\$3,444.33	0.00%
Total GASB34		\$0.00	-\$40,316.47	\$0.00	\$0.00	\$40,316.47	0.00%
Report Total		\$2,053,675.00	\$564,500.03	\$127,194.67	\$0.00	\$1,489,174.97	27.49%

**LAUDERDALE COUNCIL
ACTION FORM**

Action Requested

Consent _____
Public Hearing _____
Discussion _____ X _____
Action _____
Resolution _____ X _____
Work Session _____

Meeting Date May 12, 2015

ITEM NUMBER National Peace Officers Week

STAFF INITIAL 

APPROVED BY ADMINISTRATOR _____

DESCRIPTION OF ISSUE AND PAST COUNCIL ACTION:

Attached is a resolution for Council consideration for this year's police week. As I mentioned in my Friday Report, Chief Ohl and Sargent Mangseth hope to be at the meeting along with the officers on duty that night in Lauderdale and Falcon Heights. I will have some form of refreshments on hand for the meeting. After talking with Chief Ohl, we settled on a cake being brought over for all of the officers to share. I will do that Wednesday unless someone else would prefer to. Just let me know at the meeting.

OPTIONS:

STAFF RECOMMENDATION:

Motion to adopt Resolution 051215A— A Resolution Proclaiming Police Week.

COUNCIL ACTION:

RESOLUTION NO. 051215A

**CITY OF LAUDERDALE
COUNTY OF RAMSEY
STATE OF MINNESOTA**

A RESOLUTION PROCLAIMING POLICE WEEK

To recognize National Police Week 2015 and to honor the service and sacrifice of those law enforcement officers killed in the line of duty while protecting our communities and safeguarding our democracy.

WHEREAS, there are approximately 900,000 law enforcement officers serving in communities across the United States, including the dedicated members of the Saint Anthony Police Department;

WHEREAS, nearly 60,000 assaults against law enforcement officers are reported each year, resulting in approximately 16,000 injuries;

WHEREAS, since the first recorded death in 1791, almost 20,000 law enforcement officers in the United States have made the ultimate sacrifice and been killed in the line of duty;

WHEREAS, the names of these dedicated public servants are engraved on the walls of the National Law Enforcement Officers Memorial in Washington, D.C.;

WHEREAS, names of fallen heroes are being added to the National Law Enforcement Officers Memorial this spring, including 117 officers killed in 2014 and 156 officers killed in previous years;

WHEREAS, the service and sacrifice of all officers killed in the line of duty will be honored during the National Law Enforcement Officers Memorial Fund's 27th Annual Candlelight Vigil, on the evening of May 13, 2015;

WHEREAS, the Candlelight Vigil is part of National Police Week, which takes place this year from May 10-16;

WHEREAS, May 15 is designated as Peace Officers Memorial Day, in honor of all fallen officers and their families;

THEREFORE, BE IT RESOLVED that the Lauderdale City Council formally designates May 10-16, 2015, as Police Week in the City of Lauderdale, and publicly salutes the service of law enforcement officers in our community and in communities across the nation.

ADOPTED by the City Council of Lauderdale this 12th day of May, 2015.


APPROVED:

Jeffrey Dains, Mayor

ATTEST:

Heather Butkowski, City Clerk-Administrator

LAUDERDALE COUNCIL ACTION FORM

<p style="text-align: center;">Action Requested</p> <p>Consent _____</p> <p>Public Hearing _____</p> <p>Discussion _____ <u>X</u></p> <p>Action _____ <u>X</u></p> <p>Resolution _____</p> <p>Work Session _____</p>	<p>Meeting Date <u>May 12, 2015</u></p> <hr/> <p>ITEM NUMBER <u>Larp. Lighting Electrical Ser.</u></p> <p>STAFF INITIAL <u></u></p> <p>APPROVED BY ADMINISTRATOR _____</p>
---	---

DESCRIPTION OF ISSUE AND PAST COUNCIL ACTION:

From Darren Amundson, City Engineer:

The original plans assumed that the electrical service would be provided by Xcel Energy next to the lighting service cabinet at Larpenteur Avenue and Carl Street. Instead, Xcel is requiring that wires be installed underground to and up a utility pole in the Carl Street Alley north of Larpenteur Avenue.

A quote was obtained to install the service wires as directed by Xcel from the project's sub-contractor and contractor. The quote to do the work totals \$5,350.

For perspective on the overall project construction costs, here are the numbers relative to the proposed change order:

\$315,214		Original Bid Construction Budget
\$313,421		Current estimated final construction, including additional storm sewer work last fall
<u>\$5,350</u>		Proposed Change Order
\$318,421		Final estimated construction cost

The Contractor is also requesting a second payment. A retainage is still being held so there will be at least one more payment request.

STAFF RECOMMENDATION:

Motion to approve Change Order No. 1 for the Larpenteur Avenue Streetscape Project and approve pay request number two totaling \$42,867.80.




Owner: City of Lauderdale, 1891 Walnut St., Lauderdale, MN 55113	Date: May 6, 2015
For Period: 10/4/2014 to 5/6/2015	Request No: 2
Contractor: Concrete Idea, Inc., 5295 Ranch View Ln., Plymouth, MN 55446	

CONTRACTOR'S REQUEST FOR PAYMENT
LARPEN TEUR AVENUE STREETSCAPE IMPROVEMENTS
STANTEC PROJECT NO. 193801872

SUMMARY

1	Original Contract Amount		\$	<u>315,214.00</u>
2	Change Order - Addition	\$	<u>0.00</u>	
3	Change Order - Deduction	\$	<u>0.00</u>	
4	Revised Contract Amount		\$	<u>315,214.00</u>
5	Value Completed to Date		\$	<u>299,018.50</u>
6	Material on Hand		\$	<u>0.00</u>
7	Amount Earned		\$	<u>299,018.50</u>
8	Less Retainage 5%		\$	<u>14,950.93</u>
9	Subtotal		\$	<u>284,067.58</u>
10	Less Amount Paid Previously		\$	<u>241,199.78</u>
11	Liquidated damages -		\$	<u>0.00</u>
12	AMOUNT DUE THIS REQUEST FOR PAYMENT NO. <u>2</u>		\$	<u><u>42,867.80</u></u>

Recommended for Approval by:
STANTEC



Approved by Contractor:
CONCRETE IDEA, INC

Approved by Owner:
CITY OF LAUDERDALE

Specified Contract Completion Date:

Date:

No.	Item	Unit	Contract Quantity	Unit Price	Current Quantity	Quantity to Date	Amount to Date
BASE BID:							
1	MOBILIZATION	LUMP SUM	1	30000.00	0.1	1	\$30,000.00
2	CLEARING AND GRUBBING	LUMP SUM	1	1000.00	0.25	1	\$1,000.00
3	REMOVE CURB AND GUTTER	LIN FT	400	5.00		205	\$1,025.00
4	REMOVE CONCRETE WALK	SQ FT	2750	0.50		2365	\$1,182.50
5	REMOVE CONCRETE PAVEMENT	SQ FT	250	2.00		46	\$92.00
6	REMOVE HANDHOLE	EACH	7	500.00		5	\$2,500.00
7	REMOVE BENCH	EACH	1	100.00		1	\$100.00
8	SAWING CONCRETE PAVEMENT (FULL DEPTH)	LIN FT	100	5.00		28	\$140.00
9	SALVAGE CHAIN LINK FENCE	LIN FT	70	5.00		84	\$420.00
10	SALVAGE SIGN	EACH	8	25.00	3	7	\$175.00
11	COMMON EXCAVATION	CU YD	400	10.00		290	\$2,900.00
12	STREET SWEEPER (WITH PICKUP BROOM)	HOUR	6	75.00		5	\$375.00
13	AGGREGATE BASE CLASS 5	TON	250	10.00		111	\$1,110.00
14	CONCRETE PAVEMENT	SQ YD	30	54.00		5	\$270.00
15	CONCRETE STEPS - DESIGN SPECIAL	LIN FT	5	50.00		17	\$850.00
16	MODULAR BLOCK RETAINING WALL	SQ FT	90	35.00		92	\$3,220.00
17	RELOCATE HYDRANT	EACH	1	2500.00		1	\$2,500.00
18	5" CONCRETE WALK	SQ FT	4925	6.00	612	6134	\$36,804.00
19	CONCRETE WALK	SQ FT	800	6.00		800	\$4,800.00
20	CONCRETE CURB & GUTTER	LIN FT	400	25.00		205	\$5,125.00
21	TRUNCATED DOMES	SQ FT	104	35.00		140	\$4,900.00
22	LIGHTING SYSTEM	LUMP SUM	1	78000.00	0.2	1	\$78,000.00
23	INSTALL HANDHOLE	EACH	7	900.00		5	\$4,500.00
24	INSTALL CHAIN LINK FENCE	LIN FT	70	30.00		84	\$2,520.00
25	TRAFFIC CONTROL	LUMP SUM	1	5000.00	0.1	1	\$5,000.00
26	INSTALL SIGN	EACH	8	100.00	3	7	\$700.00
27	REVISE SIGNAL SYSTEM	SYS	1	10000.00	0.1	1	\$10,000.00
28	TEMPORARY FENCE	LIN FT	200	2.00		202	\$404.00
29	SILT FENCE, TYPE MACHINE SLICED	LIN FT	200	4.00		42	\$168.00
30	STORM DRAIN INLET PROTECTION	EACH	8	100.00		6	\$600.00
31	SODDING TYPE SALT RESISTANT	SQ YD	810	7.50		507	\$3,802.50
32	CROSSWALK MARKING-EPOXY	SQ FT	522	12.00			\$0.00
	TOTAL BASE BID:						\$205,183.00
ALTERNATE NO. 1: COLORED CONCRETE SIDEWALK - TH 280 TO FULHAM ST.							
33	5" CONCRETE WALK	SQ FT	-2230	6.00		(2423)	(\$14,538.00)
34	5" CONCRETE WALK - SPECIAL	SQ FT	2230	14.00		2423	\$33,922.00
	TOTAL ALTERNATE NO. 1: COLORED CONCRETE SIDEWALK - TH 280 TO FULHAM ST.						\$19,384.00
ALTERNATE NO. 2: TREES AND PERVIOUS PAVERS (HWY 280 TO PLEASANT)							
35	COMMON EXCAVATION	CU YD	50	25.00	50	50	\$1,250.00
36	GEOTEXTILE FABRIC TYPE V	SQ YD	170	5.00	150	150	\$750.00
37	EXCAVATION SPECIAL	CU YD	20	30.00	18	18	\$540.00
38	STRUCTURAL SOIL BORROW (CV)	CU YD	50	10.00	44	44	\$440.00
39	AGGREGATE BEDDING SPECIAL	CU YD	5	50.00	5	5	\$250.00
40	5" CONCRETE WALK	SQ FT	-700	6.00	(614)	(614)	(\$3,684.00)
41	CONCRETE PAVERS	SQ FT	700	14.00	614	614	\$8,596.00
42	DECIDUOUS TREE 10' HT B&B	TREE	1	500.00		1	\$500.00
43	DECIDUOUS TREE 2.5" CAL B&B	TREE	6	100.00	3	6	\$600.00
44	DECIDUOUS SHRUB NO 5 CONT	SHRB	14	60.00		14	\$840.00
45	PERENNIAL	PLANT	5	40.00			\$0.00
46	TREE GRATE & FRAMES	EACH	3	1000.00	3	3	\$3,000.00
	TOTAL ALTERNATE NO. 2: TREES AND PERVIOUS PAVERS (HWY 280 TO PLEASANT)						\$13,082.00
ALTERNATE NO. 4: PLEASANT TO FULHAM ST. (NO BLVD)							
72	REMOVE CURB AND GUTTER	LIN FT	80	5.00		68	\$340.00
73	REMOVE CONCRETE WALK	SQ FT	600	0.50		313	\$156.50
74	REMOVE CONCRETE PAVEMENT	SQ FT	5	20.00		12	\$240.00
75	SAWING CONCRETE PAVEMENT	LIN FT	20	5.00		11	\$55.00
76	SALVAGE SIGN	EACH	6	25.00		5	\$125.00

No.	Item	Unit	Contract Quantity	Unit Price	Current Quantity	Quantity to Date	Amount to Date
77	COMMON EXCAVATION	CU YD	360	8.00		200	\$1,600.00
78	AGGREGATE BASE CLASS 5	TON	190	10.00		37	\$370.00
79	CONCRETE PAVEMENT	SQ YD	5	54.00		1	\$54.00
80	CONCRETE STEPS - DESIGN SPECIAL	LIN FT	5	50.00		4	\$200.00
81	MODULAR BLOCK RETAINING WALL	SQ FT	720	32.50	174	874	\$28,405.00
82	5" CONCRETE WALK	SQ FT	4720	6.00	430	3844	\$23,064.00
83	CONCRETE WALK	SQ FT	175	6.00	175	175	\$1,050.00
84	CONCRETE CURB & GUTTER	LIN FT	80	25.00		68	\$1,700.00
85	TRUNCATED DOMES	SQ FT	24	35.00		40	\$1,400.00
86	INSTALL SIGN	EACH	6	100.00		5	\$500.00
87	STORM DRAIN INLET PROTECTION	EACH	4	100.00		5	\$500.00
88	SODDING TYPE SALT RESISTANT	SQ YD	340	5.00		322	\$1,610.00
TOTAL ALTERNATE NO. 4: PLEASANT TO FULHAM ST. (NO BLVD)							\$61,369.50

TOTAL BASE BID:

\$205,183.00

TOTAL ALTERNATE NO. 1: COLORED CONCRETE SIDEWALK - TH 280 TO FULHAM ST.

\$19,384.00

TOTAL ALTERNATE NO. 2: TREES AND PERVIOUS PAVERS (HWY 280 TO PLEASANT)

\$13,082.00

TOTAL ALTERNATE NO. 4: PLEASANT TO FULHAM ST. (NO BLVD)

\$61,369.50

TOTAL WORK COMPLETED TO DATE

\$299,018.50

PROJECT PAYMENT STATUS

OWNER CITY OF LAUDERDALE
 STANTEC PROJECT NO. 193801872
 CONTRACTOR CONCRETE IDEA, INC

CHANGE ORDERS

No.	Date	Description	Amount
Total Change Orders			

PAYMENT SUMMARY

No.	From	To	Payment	Retainage	Completed
1	09/17/2015	10/03/2014	241,199.78	12,694.73	253,894.50
2	10/04/2014	05/06/2015	42,867.80	14,950.93	299,018.50

Material on Hand

Total Payment to Date		\$284,067.58	Original Contract	\$315,214.00
Retainage Pay No.	2	14,950.93	Change Orders	
Total Amount Earned		\$299,018.51	Revised Contract	\$315,214.00

LAUDERDALE COUNCIL ACTION FORM

Action Requested

Consent _____
 Public Hearing _____
 Discussion _____ X _____
 Action _____ X _____
 Resolution _____
 Work Session _____

Meeting Date May 12, 2015
 ITEM NUMBER Inflow and Infiltration Quote
 STAFF INITIAL *JD*
 APPROVED BY ADMINISTRATOR _____

DESCRIPTION OF ISSUE AND PAST COUNCIL ACTION:

As we periodically discuss, the City is on the Metropolitan Council's list of cities with excess inflow and infiltration. As such, the City has to continually show the Met Council that it is working towards a solution. The Met Council determines how much money the City has to put towards finding a solution based on the excess volume of water entering the sanitary sewer system during rain events. In 2014, Lauderdale had one rain event that resulted in a four-year requirement to spend \$199,200. The sewer lining work we have been doing covered some of that requirement for 2015 but we need to do more.

City Engineer, Darren Amundsen, prepared a scope of work for sewer monitoring. In a nutshell, five sewer flow meters will be put in locations where we suspect people may have illegal sewer service connections and the connection we made a few years ago to take sewerage from the City of Roseville. The initial monitoring should show what part of the City the excess sewerage is coming from. The meters will then be moved to that area to further meter what business or set of houses excess wastewater flow is coming from. The scope of the work could cost up to \$29,000 based on the proposal provided by Darren. If we get good early rains and can identify the sources of excess wastewater readily, that cost should be much less than that.

OPTIONS:

STAFF RECOMMENDATION:

Motion to approve the Inflow/Infiltration Sanitary Flow Monitoring Proposal as presented.

COUNCIL ACTION:



Stantec Consulting Services Inc.
2335 Highway 36 West
St. Paul MN 55113
Tel: (651) 636-4600
Fax: (651) 636-1311

May 7, 2015

Heather Butkowski
City Administrator
City of Lauderdale
1891 Walnut Street
Lauderdale, MN 55113

Re: Lauderdale Inflow/Infiltration Sanitary Flow Monitoring Proposal

Dear Heather,

Below is the information and proposal for the requested sanitary sewer metering work related to Inflow and Infiltration in Lauderdale.

Project Background

The Metropolitan Council provides sanitary sewer collection service to communities throughout the Twin Cities Metro area. As part of their overall service plan, the Met Council has a policy in place that limits cities to discharge Inflow and Infiltration (I/I) into their sanitary sewer interceptor system. Generally speaking, this policy sets limits on allowable sanitary sewer flow rates to their system. When limits are exceeded, cities are sent flow exceedance notices and associated I/I surcharge amounts. These amounts can be paid directly to Metropolitan Council or used to mitigate I/I within the community. These surcharge amounts or mitigation efforts can be spread out over a 4-year period. A full description of the program can be found here: <http://www.metrocouncil.org/Wastewater-Water/Publications-And-Resources/Ongoing-Infiltration-Inflow-Reduction-Program-2013.aspx>

The city has experienced exceedance events over the last two years. 2013 had two events in June that resulted in surcharges totaling \$105,820. The city's sanitary sewer lining project in 2013 and 2014 along with other smaller eligible projects was used to fully mitigate this surcharge. It was thought that sewer manhole repair corrected the exceedance issue of 2013. However, 2014 had one event in June totaling \$199,200 or \$49,800 over four years. The city was able to apply some unused eligible 2014 mitigation costs to reduce the 2015 planned spending to \$32,500.

The goal of the project is to narrow down the location of the I/I issue(s), as much as possible within the project timeframe. Note that further investigations may be necessary to pin point the exact I/I source or sources.



Project Approach

Stantec proposes to use five ISCO flow monitors in an initial deployment to monitor flow from five areas of the City. In 8 inch diameter pipes, Stantec anticipates using our patented micro-monitor sensors to increase accuracy of low flow readings. After a significant rain event with recorded inflow data, Stantec will move flow monitors without recorded inflow to areas with inflow to narrow down possible sources of inflow.

Our initial flow monitoring locations are proposed at this time to all be west of Highway 280. If manholes are accessible and pipelines suitable for monitor installation we propose to install meters in five pipelines at three manhole locations. One manhole location will be at Hwy 280 and Ryan Avenue to record north and east flows from the industrial site in Roseville and flow from northern Lauderdale. The second location is south of Larpenteur Ave at Hwy 280 to record flow from the north and east and the nearby manhole where flow from a private service enters the system.

Scope of Services

Our scope of services will include the following:

- Initial deployment of five (5) flow monitors
- Re-deployment of monitors up to ten (10) locations.
- Checking and downloading of equipment between rainfalls as needed
- Removal of the flow monitors
- Analysis of the data from deployments
- Summary of findings and recommendation for next steps in a memorandum to the City

Assumptions

Our scope of services and fee proposal are based on the following assumptions:

- Up to 2 meetings with the City to discuss findings
- Small rain events do not always produce significant enough I/I to formulate opinions as to whether or not I/I is an issue in a particular area. In order to properly complete our investigation, it may be necessary to wait until there is a significant rain event.
- The monitors and the associated data loggers are invoiced on a monthly basis. The monthly charge is for the complete set of equipment for each monitor.
- Detailed field investigations (MH inspections, dye testing, smoke testing, etc.) are not included in this proposal. If these services are desired, we will work with the city to determine a separate scope and fee.
- The monitoring equipment rental period outlined in this proposal will be two months at a rental rate of \$600 per monitor per month.



May 7, 2015
Page 3 of 3

Deliverables

- Final technical memorandum with a copy of flow monitoring data.

Schedule

Upon authorization to proceed, we would immediately reserve flow monitoring equipment for this project. We would like to review manholes for initial installation as soon as possible to confirm pipe diameters and suitability for monitoring. Anticipated installation based on weather would be late May. The rest of the schedule will be largely dependent on rain events.

Fees and Billing Terms

Our estimated total fee for the scope outlined above, including all expenses and 2 months equipment rental is \$29,000. This work would be performed under the Master Services Agreement on a time and materials basis.

Regards,


Stantec Consulting Services, Inc.

A handwritten signature in black ink, appearing to read "D. Amundsen".

Darren Amundsen
Senior Project Manager
Phone: (651) 604-4894
Darren.Amundsen@stantec.com

LAUDERDALE COUNCIL ACTION FORM

Action Requested	
Consent	_____
Public Hearing	_____
Discussion	_____
Action	_____
Resolution	_____
Work Session	___X___

Meeting Date	May 12, 2015
ITEM NUMBER	Public Works Pay Scale
STAFF INITIAL	
APPROVED BY ADMINISTRATOR	

DESCRIPTION OF ISSUE AND PAST COUNCIL ACTION:

At the last meetings, Councilors asked for comparative pay information for the public works staff. Terry prepared the attached report based on the wage survey information coordinated by the League of Minnesota Cities. Our information reflects wages for 2015. I presume the other wage information is from 2014.

Terry searched for wage information from metro cities of less than 10,000 population. Aside from Osseo and Falcon Heights, the cities are a little further from the metro core. However, these cities likely function similarly to the way we do in terms of having a smaller staff that is cross trained in many functions. The larger suburbs are more compartmentalized (streets, parks, sewer utility, water utility, etc.) and operate under a city engineer instead of a public works coordinator. In a follow up call to Falcon Height, they said their 19-year public works employee makes \$27.94 and their 10-year employee makes \$26.33.

Very few small cities statewide have a building official on staff. Falcon Heights contracts with Little Canada. St. Anthony has an outside contractor. It makes Dave's pay a little harder to compare. Overall, our pay generally is in line with similar sized cities. My recommendation would be to keep the maintenance employees wage scale as is for the new hire.

OPTIONS:

STAFF RECOMMENDATION:

**CITY OF LAUDERDALE
PUBLIC WORKS DEPARTMENT SALARY COMPARISON**

Maintenance Worker	City	Population	Minimum	Maximum
	Centerville	3,881	\$ 22.08	\$ 25.75
	Columbus	4,104	\$ 18.21	\$ 25.60
	Excelsior	2,360	\$ 22.72	\$ 26.72
	Falcon Heights	5,762	\$ 22.48	\$ 22.48
	Greenfield	2,940	\$ 19.51	\$ 22.63
	Hanover	2,727	\$ 19.00	\$ 21.94
	Lauderdale	2,310	\$ 21.69	\$ 27.13
	Lexington	2,017	\$ 23.06	\$ 26.48
	Norwood Young America	3,637	\$ 17.71	\$ 20.03
	Oak Park Heights	4,653	\$ 23.39	\$ 25.23

Public Works Coordinator	City	Population	Minimum	Maximum
	Deephaven	3,814	\$ 23.06	\$ 29.59
	Greenfield	2,940	\$ 23.78	\$ 27.57
	Lauderdale	2,310	\$ 24.57	\$ 30.71
	Norwood Young America	3,637	\$ 25.64	\$ 30.48
	Osseo	2,499	\$ 26.04	\$ 33.92

Building Official	City	Population	Minimum	Maximum
	Columbus	4,104	\$ 17.11	\$ 21.39
	Oak Park Heights	4,653	\$ 25.62	\$ 36.60

**LAUDERDALE COUNCIL
ACTION FORM**

Action Requested	
Consent	_____
Public Hearing	_____
Discussion	_____
Action	_____
Resolution	_____
Work Session	___X___

Meeting Date	May 12, 2015
ITEM NUMBER	LA Banners
STAFF INITIAL	<i>JB</i>
APPROVED BY ADMINISTRATOR	

DESCRIPTION OF ISSUE AND PAST COUNCIL ACTION:

When we first started designing Larpenteur Avenue there was some discussion about whether the City Council would want banners along Larpenteur Avenue for decoration and to highlight for passer throughs that they were in Lauderdale. At this point, I just need to know whether the Council is interested in looking at banner options. If so, staff will make contact with a couple of vendors and see what options and prices are. Ideally, it would be nice to have a council member help design a banner (as I am not very good at this sort of thing).

OPTIONS:

STAFF RECOMMENDATION: