

**LAUDERDALE CITY COUNCIL MEETING AGENDA**  
**7:00 P.M. TUESDAY, JULY 27, 2021**

Due to the coronavirus, the city council is holding meetings by teleconference. The public may view the meeting on Lauderdale's public access channel 16 for cable subscribers or online at <https://www.ctvnorthsuburbs.org/your-city/lauderdale/>. The public may join the meeting using the login instructions at the end of the agenda.

The City Council is meeting as a legislative body to conduct the business of the City according to Robert's Rules of Order and the Standing Rules of Order and Business of the City Council. Unless so ordered by the Mayor, citizen participation is limited to the times indicated and always within the prescribed rules of conduct for public input at meetings.

1. **CALL TO ORDER THE LAUDERDALE CITY COUNCIL MEETING**
2. **ROLL CALL**
3. **APPROVALS**
  - a. Agenda
  - b. Minutes of the July 13, 2021 City Council Meeting
  - c. Claims Totaling \$31,385.03
4. **CONSENT**
  - a. June Financial Report
  - b. Second Quarter Investment Report
  - c. Processing of August 10 Accounts Payable
  - d. Resolution No. 072721A – A Resolution Approving a 1.8% Variance to the Lot Coverage Requirement at 1747 Malvern Street
  - e. Resolution No. 072721B – A Resolution Approving a 1.5 Foot Variance to the Rear-Yard Setback Requirement at 1806 Walnut Street
5. **SPECIAL ORDER OF BUSINESS/RECOGNITIONS/PROCLAMATIONS**
6. **INFORMATIONAL PRESENTATIONS / REPORTS**
  - a. Update by MnDOT Staff Regarding Long-Term Construction Plans for TH280 including a Speed Study and Proposed Lane Closure
  - b. July 29 Community Event
  - c. City Council Updates
7. **PUBLIC HEARINGS**

Public hearings are conducted so that the public affected by a proposal may have input into the decision. During hearings all affected residents will be given an opportunity to speak pursuant to the Robert's Rules of Order and the standing rules of order and business of the City Council.
8. **DISCUSSION / ACTION ITEM**
  - a. Resolution No. 072721C – Terminating the Local Emergency

- b. Discussion with Julie Eddington, Bond Counsel, Regarding Housing Tax Credit Application Process
- c. City Council Chamber Upgrades

**9. ITEMS REMOVED FROM THE CONSENT AGENDA**

**10. ADDITIONAL ITEMS**

**11. SET AGENDA FOR NEXT MEETING**

- a. Steve Schwanke of Inland Development Group Regarding Development of Luther Seminary Property – August 24
- b. Tara Jebens-Singh from Northwest Youth and Family Services – August 24

**12. WORK SESSION**

- a. Community Development Update
- b. Opportunity for the Public to Address the City Council

Any member of the public may speak at this time on any item not on the agenda. In consideration for the public attending the meeting, this portion of the meeting will be limited to fifteen (15) minutes. Individuals are requested to limit their comments to four (4) minutes or less. If the majority of the Council determines that additional time on a specific issue is warranted, then discussion on that issue shall be continued at the end of the agenda. Before addressing the City Council, members of the public are asked to step up to the microphone, give their name, address, and state the subject to be discussed. All remarks shall be addressed to the Council as a whole and not to any member thereof. No person other than members of the Council and the person having the floor shall be permitted to enter any discussion without permission of the presiding officer.

Your participation, as prescribed by the Robert's Rules of Order and the standing rules of order and business of the City Council, is welcomed and your cooperation is greatly appreciated.

**13. ADJOURNMENT**

**Meeting Login Instructions:**

You are invited to a Zoom webinar.

When: Jul 27, 2021 07:00 PM Central Time (US and Canada)

Topic: July 27, 2021 City Council Webinar

Please click the link below to join the webinar:

<https://us02web.zoom.us/j/83575440190?pwd=M0IvTDV6ajdmTG5QMnZGQStaTE5HZz09>

Passcode: 728011

Or One tap mobile :

US: +16465588656,,83575440190# or +13017158592,,83575440190#

Or Telephone:

Dial(for higher quality, dial a number based on your current location):

US: +1 646 558 8656 or +1 301 715 8592 or +1 312 626 6799 or +1 669 900 9128 or +1 253 215 8782 or +1 346 248 7799 or 877 853 5247 (Toll Free) or 888 788 0099 (Toll Free) or 833 548 0276 (Toll Free) or 833 548 0282 (Toll Free)

Webinar ID: 835 7544 0190

International numbers available: <https://us02web.zoom.us/u/kbW5Yx4WMN>

LAUDERDALE CITY COUNCIL  
MEETING MINUTES  
HELD REMOTELY VIA TELECONFERENCE

Page 1 of 5

July 13, 2021

**Call to Order**

Mayor Gaasch called the Regular City Council meeting to order at 7:04 p.m.

**Roll Call**

Councilors present: Jeff Dains, Roxanne Grove, Duane Pulford, and Mayor Mary Gaasch.  
Councilor absent: Andi Moffatt

Staff present: Heather Butkowski, City Administrator; Jim Bownik, Assistant to the City Administrator; and Miles Cline, Deputy City Clerk.

**Approvals**

Mayor Gaasch asked if there were any additions to the meeting agenda. There being none, Councilor Dains moved and seconded by Councilor Grove to approve the agenda. Motion carried unanimously on a roll call vote.

Mayor Gaasch asked if there were any corrections to the June 22, 2021 city council meeting minutes. There being none, Councilor Grove moved and seconded by Councilor Pulford to approve the minutes of the June 22, 2021 city council meeting. Motion carried by majority on a roll call vote.

Mayor Gaasch asked if there were any questions on the claims. There being none, Councilor Dains moved and seconded by Councilor Pulford to approve the claims totaling \$97,989.74. Motion carried unanimously on a roll call vote.

**Consent**

Councilor Dains moved and seconded by Councilor Pulford to approve the Consent Agenda thereby approving the performance agreement with the Lazy Does It Band and the Community Park use application.

**Informational Presentations/Reports**

A. July 29 Community Event

Bownik said the next community event was themed around community health and wellness. Among the invitees are the Ramsey County Adult Crisis Response Team, the Ramsey County Embedded Social Work Program, Ramsey County Public Health Calls, the St. Anthony Police Department, St. Anthony Park Area Seniors, Peace Lutheran Church, the Mississippi Watershed Management Organization, the Rice Creek Watershed District, Capital Regions Watershed District, Xcel Energy, Northeast Youth and Family Services, Eureka Recycling, Lutheran Social Services, Finn Sisu, Nada-Chair, and Ramsey County Soil and Water Conservation. There will also be food, music, beverages, market vendors, and a dance group at the event.

LAUDERDALE CITY COUNCIL  
MEETING MINUTES  
HELD REMOTELY VIA TELECONFERENCE

Page 2 of 5

July 13, 2021

**B. City Council Updates**

Mayor Gaasch shared that she was elected to the Board of Directors at the League of Minnesota Cities. She also attended a Regional Council of Mayors meeting where they discussed the role that cities play in helping schools. Finally, Gaasch added that the Ramsey County League of Local Governments would have an upcoming panel on mental health issues in September.

**Public Hearings**

**A. Variance Applications for House Addition at 1747 Malvern Street**

Jessica and Paul Winkelaar submitted a variance application to construct an addition on the southwest portion of their house that includes a bathroom and mudroom with a closet and pantry. Zoning regulations allow up to 30% lot coverage of structures with a roof. The proposed improvements increase lot coverage to 31.8%. Thus, the applicant is requesting a 1.8% variance to the lot coverage requirements. Staff reviewed the criteria for granting a variance prior to opening the public hearing.

Mayor Gaasch opened the floor to anyone in attendance interested in addressing the Council on this topic.

Jessica Winkelaar, 1747 Malvern, addressed the Council to explain her situation and need for a variance.

Councilor Pulford made a motion to direct staff to prepare a resolution of approval for the lot coverage variance request at 1747 Malvern Street for the next meeting. This was seconded by Councilor Dains and carried unanimously on a roll call vote.

**B. Variance Application for Garage Extension at 1806 Walnut Street**

Lezlie and John Antoncich submitted a variance application to construct an addition to the southern side of their detached garage (constructed as a barn in 1905). Zoning regulations require a 3' minimum rear-yard setback for detached garages parallel to a platted alley. The existing structure is 1.5' from the rear property line, making it a legally non-conforming structure. The proposed addition would also be 1.5' from the rear property line. Thus, the applicant is requesting a 1.5' variance to the rear-yard setback. Staff reviewed the criteria for granting a variance prior to opening the public hearing.

Mayor Gaasch opened up the floor to anyone in attendance interested in addressing the Council on this topic.

Lezlie Antoncich, 1806 Walnut Street, joined the meeting to answer questions from the Council about the proposed variance.

LAUDERDALE CITY COUNCIL  
MEETING MINUTES  
HELD REMOTELY VIA TELECONFERENCE

Page 3 of 5

July 13, 2021

Councilor Pulford made a motion to direct staff to prepare a resolution of approval for the rear-yard setback variance request at 1806 Walnut Street for the next meeting. This was seconded by Councilor Dains and carried by a majority on a roll call vote with Councilor Grove dissenting.

C. Proposed Ordinance No. 21-05 Regarding Adoption of State Fire Code

With the recent change in fire departments and the upcoming retirements of our building officials, the Fire Code ordinance needed to be revised.

The current ordinance identifies the Falcon Heights Fire Code instead of the State Fire Code as the relevant code even though that hasn't been the case for decades. It also identifies the fire marshal as the person responsible for fire code enforcement for the City. In reality, Duane Grace, the City's building official has been responsible for fire code plan reviews and enforcement for some time.

The new ordinance clarifies this by making the State Fire Code our official set of governing regulations and makes the building official responsible for fire code enforcement.

Mayor Gaasch opened up the floor to anyone in attendance interested in addressing the Council on this topic.

Mike and Hilary Kurhajetz, 1880 Pleasant Street, shared that they support the adoption of the state fire code.

Councilor Grove made a motion to adopt Ordinance No. 21-05 regarding Adoption of the State Fire Code. This was seconded by Councilor Dains and carried unanimously on a roll call vote.

D. Annual SWPPP Public Hearing

Annually, the City must allow public comment on its storm water efforts as one of the requirements of our Municipal Separate Storm Sewer System (MS4) permit. Included in the packet is a copy of our most recent annual report submitted to the Minnesota Pollution Control Agency (MPCA).

Mayor Gaasch opened up the floor to anyone in attendance interested in addressing the Council on this topic. There being no people interested in speaking, Mayor Gaasch closed the floor.

**Discussion/Action Item**

A. End of Local Emergency Declaration

The Mayor intended to begin holding in-person meeting on July 13; however, MnDOT staff were unable to attend an in-person meeting. In order to have MnDOT staff present at our July 27 meeting, the local emergency declaration needed to stay in place so we could continue to have virtual meetings. The City attorney will draft the appropriate resolution rescinding the local emergency order for the city council by the next meeting.

LAUDERDALE CITY COUNCIL  
MEETING MINUTES  
HELD REMOTELY VIA TELECONFERENCE

Page 4 of 5

July 13, 2021

Staff is working with NineNorth on options that allow council members, staff, consultants, or audience members to remotely participate in meetings in the future. It isn't possible for all meeting participants to see, hear, and respond to each other with the technology we have. For similar reasons, many cities are forgoing this option and returning strictly to in-person meetings.

**B. NineNorth Contract Renewal**

The City's agreement with NineNorth (formerly CTV) is up for renewal. The agreement explains the services we receive from NineNorth and the cost of elective services. The proposed contract is for three-years instead of one. As we are a member of the organization instead of just a customer, this makes sense. New this year is the option to add subtitling for \$46 per meeting. Staff anticipates the Council will appreciate the meetings being more accessible. It has the added benefit of providing an alternative for viewers when there are audio problems.

Councilor Pulford made a motion to approve the North Suburban Access Corporation Professional and Technical Services Agreement as presented. This was seconded by Councilor Dains and carried unanimously on a roll call vote.

**C. Petition and Waiver Agreement for Diseased Tree Removal at 1736 Malvern Street**  
Mary Gaasch and Matthew Koncar, owners of 1736 Malvern Street, requested financing for the removal of diseased trees through a petition and waiver agreement similar to previous agreements entered into by the City. The cost of the service is spread out over a negotiable term of years subject to a 4.15% interest rate. Mayor Gaasch recused herself from the vote and the agreement will be signed by the mayor pro tem.

Councilor Pulford made a motion to approve the Petition and Waiver Agreement as prepared for 1736 Malvern Street. This was seconded by Councilor Dains and carried unanimously on a roll call vote with Mayor Gaasch abstaining.

**Set Agenda for Next Meeting**

The July 27 council meeting may include the June financial report, a resolution regarding the local emergency declaration, representatives from MnDOT regarding TH280 speed study and proposed lane closure, and American Rescue Plan (ARP) guidance.

**Work Session**

**A. Community Development Update**

Butkowski stated that she and Jennifer Haskamp, the consulting City Planner, met with the new development group hired by Luther Seminary.

**B. Opportunity for the Public to Address the City Council**

Mayor Gaasch opened up the floor to anyone in attendance interested in addressing the Council.

Heather Brian, 1778 Eustis Street, thanked the council members who spoke up about the June

LAUDERDALE CITY COUNCIL  
MEETING MINUTES  
HELD REMOTELY VIA TELECONFERENCE

Page 5 of 5

July 13, 2021

community event. Brian said she was happy to hear that the Council was listening to additional proposals for development on the Seminary site. Staff clarified that the developer was looking for potential buyers but the City was not party to that process.

Josh Dirksen, 1815 Lake Street, thanked Councilor Dains for responding to public concerns over the June community event. Dirksen stated that there are community members interested in helping plan future events.

Mark Peterson, 1816 Eustis Street, thanked Administrator Butkowski for providing him the response times for St. Paul Fire and asked for some additional clarity with the numbers.

**Adjournment**

Councilor Dains moved and seconded by Councilor Grove to adjourn the meeting at 9:02 p.m. Motion carried unanimously on a roll call vote.

Respectfully submitted,



Heather Butkowski  
City Administrator



CITY OF LAUDERDALE  
LAUDERDALE CITY HALL  
1891 WALNUT STREET  
LAUDERDALE, MN 55113  
651-792-7650  
651-631-2066 FAX

### **Request for Council Action**

**To:** Mayor and City Council  
**From:** City Administrator  
**Meeting Date:** July 27, 2021  
**Subject:** List of Claims

---


The claims totaling \$31,385.03 are provided for City Council review and approval that includes check numbers 27529 to 27547.



# Accounts Payable

## Checks by Date - Detail by Check Date

User: MILES.CLINE  
 Printed: 7/22/2021 1:32 PM



Check No	Vendor No Invoice No	Vendor Name Description	Check Date Reference	Check Amount
ACH	34	AFSCME MN Council 5 PR Batch 51500.07.2021 Union Dues	07/23/2021 PR Batch 51500.07.2021 Unio	214.24
Total for this ACH Check for Vendor 34:				214.24
ACH	43	Public Employees Retirement Association PR Batch 51500.07.2021 PERA Coordinated PR Batch 51500.07.2021 PERA Coordinated	07/23/2021 PR Batch 51500.07.2021 PER PR Batch 51500.07.2021 PER	1,218.58 1,056.10
Total for this ACH Check for Vendor 43:				2,274.68
ACH	44	Minnesota Department of Revenue PR Batch 51500.07.2021 State Income Tax	07/23/2021 PR Batch 51500.07.2021 Stat	706.41
Total for this ACH Check for Vendor 44:				706.41
ACH	45	ICMA Retirement Corporation PR Batch 51500.07.2021 Deferred Comp PR Batch 51500.07.2021 Deferred Comp	07/23/2021 PR Batch 51500.07.2021 Def PR Batch 51500.07.2021 Def	1,795.31 1,103.88
Total for this ACH Check for Vendor 45:				2,899.19
ACH	46	Internal Revenue Service PR Batch 51500.07.2021 Medicare Employer Po PR Batch 51500.07.2021 Medicare Employee Pc PR Batch 51500.07.2021 FICA Employee Portio PR Batch 51500.07.2021 Federal Income Tax PR Batch 51500.07.2021 FICA Employer Portio	07/23/2021 PR Batch 51500.07.2021 Mec PR Batch 51500.07.2021 Mec PR Batch 51500.07.2021 FIC. PR Batch 51500.07.2021 Fed PR Batch 51500.07.2021 FIC.	278.41 278.41 1,190.33 1,745.54 1,190.33
Total for this ACH Check for Vendor 46:				4,683.02
27547	25	County of Ramsey PR Batch 51500.07.2021 Long Term Disability PR Batch 51500.07.2021 Short Term Disability PR Batch 51500.07.2021 Life Insurance	07/23/2021 PR Batch 51500.07.2021 Lon PR Batch 51500.07.2021 Sho PR Batch 51500.07.2021 Life	97.29 66.61 295.06
	RISK-002118	July Insurance Processing Fee		25.00
Total for Check Number 27547:				483.96
Total for 7/23/2021:				11,261.50
27529	65 17610900	Allstream Inc. Fax Line	07/27/2021	53.29
Total for Check Number 27529:				53.29
27530	57 072021 072021	Heather Butkowski Paper Towels & Garbage Bags 2Q21 Mileage Reimbursement	07/27/2021	71.80 6.72

Check No	Vendor No Invoice No	Vendor Name Description	Check Date Reference	Check Amount
			Total for Check Number 27530:	78.52
27531	184 4089692097 4090367944	Cintas July Uniforms July Uniforms	07/27/2021	12.07 12.07
			Total for Check Number 27531:	24.14
27532	192 126125135	Comcast Holdings Corporation June Internet	07/27/2021	413.00
			Total for Check Number 27532:	413.00
27533	25 EMCOM-009378 EMCOM-009393 EMCOM-009410	County of Ramsey June Fleet Support June 911 Dispatch Services June CAD Services	07/27/2021	6.24 880.50 120.61
			Total for Check Number 27533:	1,007.35
27534	9 178234	Genuine Parts Company Inc Truck Parts	07/27/2021	15.87
			Total for Check Number 27534:	15.87
27535	185 072021 072021 072021	Lauderdale Certified Auto Repair Inc June Fuel June Fuel June Fuel	07/27/2021	55.24 257.80 55.24
			Total for Check Number 27535:	368.28
27536	30 345851	League of Minnesota Cities 2021 Minnesota Mayors Association Annual Cor	07/27/2021	130.00
			Total for Check Number 27536:	130.00
27537	24 001126695	Metropolitan Council 08/21 Wastewater Treatment	07/27/2021	12,566.47
			Total for Check Number 27537:	12,566.47
27538	12 2021-131 2021-131 2021-131	NineNorth June Webstreaming & Archiving June Virtual Meeting Charges June Virtual Meeting Production	07/27/2021	271.50 65.00 346.00
			Total for Check Number 27538:	682.50
27539	11 2021-515	North Suburban Communications Commiss 2Q21 Contribution	07/27/2021	1,087.59
			Total for Check Number 27539:	1,087.59
27540	345 6963B	Northeast Tree Inc Tree Removal	07/27/2021	2,070.00
			Total for Check Number 27540:	2,070.00
27541	10 0001162347	On Site Sanitation Inc 07/10/2021 - 08/06/2021 Park Portable Restroom	07/27/2021	218.00

Check No	Vendor No Invoice No	Vendor Name Description	Check Date Reference	Check Amount
			Total for Check Number 27541:	218.00
27542	5 619861-06-21	Premium Waters Inc June Water Bottles	07/27/2021	20.49
			Total for Check Number 27542:	20.49
27543	135 0621572525	St Paul Pioneer Press Publish Ordinance 21-04	07/27/2021	18.45
			Total for Check Number 27543:	18.45
27544	90 9883088652 9883088652 9883088652	Verizon Wireless June Cell Phone June Cell Phone June Cell Phone	07/27/2021	143.47 71.74 71.73
			Total for Check Number 27544:	286.94
27545	7 8891346-0500-1	Waste Management Inc September Public Works	07/27/2021	467.87
			Total for Check Number 27545:	467.87
27546	74 738428100 738589054 738589054 738597351 738806884 738806884 738806884 738806884	Xcel Energy Larpenteur Avenue 1891 Walnut Street 1891 Walnut Street June Street Lighting 1885 Fulham Street 1917 Walnut Street 1885 Fulham Street 1917 Walnut Street	07/27/2021	37.26 11.56 11.57 437.76 25.00 36.45 30.17 25.00
			Total for Check Number 27546:	614.77
			Total for 7/27/2021:	20,123.53
			Report Total (24 checks):	31,385.03

**LAUDERDALE COUNCIL  
ACTION FORM**

**Action Requested**

Consent                      X    
Public Hearing                       
Discussion                            
Action                                 
Resolution                            
Work Session                       

Meeting Date                    July 27, 2021

ITEM NUMBER                      June Financial Report  

STAFF INITIAL                      AS  

APPROVED BY ADMINISTRATOR

**DESCRIPTION OF ISSUE AND PAST COUNCIL ACTION:**

Every month, staff provide the Council with an updated copy of the city's finances. Following are the revenue, expense, and cash balance reports for June 2021.


**OPTIONS:**

**STAFF RECOMMENDATION:**

By approving the consent agenda, the Council acknowledges the city's financial report for June 2021.

# General Ledger

## Cash Balances



User: heather.butkowski  
 Printed: 7/16/2021 10:31:24 AM  
 Period 06 - 06  
 Fiscal Year 2021

Description	Account	Beg Bal	MTD Debit	MTD Credit	Current Balance
Cash	101-00000-000-10100	-2,827,769.14	684,427.94	620,747.79	-2,764,088.99
Change Fund	101-00000-000-10300	100.00	0.00	0.00	100.00
Cash	226-00000-000-10100	11,786.49	6.26	1,428.30	10,364.45
Cash	227-00000-000-10100	48,842.70	29,511.21	5,230.50	73,123.41
Cash	305-00000-000-10100	12,329.23	5.90	2,568.00	9,767.13
Cash	306-00000-000-10100	111,523.99	22,465.01	10,125.00	123,864.00
Cash	401-00000-000-10100	159,040.28	90.36	9,562.90	149,567.74
Cash	403-00000-000-10100	530,745.96	316.52	7,170.10	523,892.38
Cash	404-00000-000-10100	352,601.48	213.16	0.00	352,814.64
Cash	414-00000-000-10100	366,692.09	221.68	0.00	366,913.77
Cash	416-00000-000-10100	93,964.51	0.00	0.00	93,964.51
Cash	602-00000-000-10100	1,005,394.77	47,324.22	25,578.50	1,027,140.49
Cash	603-00000-000-10100	438,857.48	14,559.16	20,540.34	432,876.30
<b>Current Assets</b>		<b>304,109.84</b>	<b>799,141.42</b>	<b>702,951.43</b>	<b>400,299.83</b>
Petty Cash	101-00000-000-10200	300.00	0.00	0.00	300.00
<b>Petty Cash</b>		<b>300.00</b>	<b>0.00</b>	<b>0.00</b>	<b>300.00</b>
Investments - Fair Value Adj	101-00000-000-10410	3,080,507.01	202,107.83	100,000.00	3,182,614.84
<b>Investments</b>		<b>3,080,507.01</b>	<b>202,107.83</b>	<b>100,000.00</b>	<b>3,182,614.84</b>
<b>Grand Total</b>		<b><u>3,384,916.85</u></b>	<b><u>1,001,249.25</u></b>	<b><u>802,951.43</u></b>	<b><u>3,583,214.67</u></b>

# General Ledger Revenue vs Expense

User: heather.butkowski  
 Printed: 7/16/2021 10:35:10 AM  
 Period 06 - 06  
 Fiscal Year 2021



Account Number	Description	Budget	Current Period	YTD Balance	Variance	% Expend/Collect
<b>101</b>	<b>General Fund</b>					
	<b>Revenue</b>					
	Taxes	899,710.00	263,725.11	263,725.11	635,984.89	29.31
	Licenses and Permits	37,750.00	2,051.00	18,583.00	19,167.00	49.23
	Intergovernmental Revenues	525,789.00	0.00	0.00	525,789.00	0.00
	Charges for Services	10,600.00	1,004.92	2,360.86	8,239.14	22.27
	Fines and Forfeits	27,000.00	2,267.50	12,304.42	14,695.58	45.57
	Miscellaneous Revenue	7,500.00	9,719.04	-5,244.06	12,744.06	-69.92
	Other Financing Sources	0.00	0.00	0.00	0.00	0.00
		<u>1,508,349.00</u>	<u>278,767.57</u>	<u>291,729.33</u>	<u>1,216,619.67</u>	<u>19.34</u>
	<b>Revenue</b>					
	<b>Expense</b>					
	Personal Services	425,105.00	31,883.41	204,581.04	220,523.96	48.12
	Supplies	16,200.00	1,800.75	7,289.37	8,910.63	45.00
	Other Services and Charges	1,059,044.00	78,992.61	464,258.28	594,785.72	43.84
	Capital Outlay	0.00	0.00	0.00	0.00	0.00
	Other Uses	8,000.00	0.00	78,897.00	-70,897.00	986.21
		<u>1,508,349.00</u>	<u>112,676.77</u>	<u>755,025.69</u>	<u>753,323.31</u>	<u>50.06</u>
	<b>Expense</b>					
<b>101</b>	<b>General Fund</b>	0.00	166,090.80	-463,296.36	463,296.36	0.00

# General Ledger

## Revenue vs Expense



User: heather.butkowski  
 Printed: 7/16/2021 10:35:10 AM  
 Period: 06 - 06  
 Fiscal Year 2021

Account Number	Description	Budget	Current Period	YTD Balance	Variance	% Expend/Collect
226	<b>Communications</b>					
	Revenue					
	Taxes	19,000.00	0.00	5,046.62	13,953.38	26.56
	Intergovernmental Revenues	0.00	0.00	0.00	0.00	0.00
	Miscellaneous Revenue	<u>100.00</u>	<u>6.26</u>	<u>45.03</u>	<u>54.97</u>	<u>45.03</u>
	<b>Revenue</b>	<b>19,100.00</b>	<b>6.26</b>	<b>5,091.65</b>	<b>14,008.35</b>	<b>26.66</b>
	<b>Expense</b>					
	Personal Services	9,612.00	745.80	4,787.49	4,824.51	49.81
	Supplies	0.00	0.00	780.00	-780.00	0.00
	Other Services and Charges	3,600.00	682.50	3,822.79	-222.79	106.19
	Capital Outlay	<u>5,000.00</u>	<u>0.00</u>	<u>0.00</u>	<u>5,000.00</u>	<u>0.00</u>
	<b>Expense</b>	<b>18,212.00</b>	<b>1,428.30</b>	<b>9,390.28</b>	<b>8,821.72</b>	<b>51.56</b>
226	<b>Communications</b>	<b>888.00</b>	<b>-1,422.04</b>	<b>-4,298.63</b>	<b>5,186.63</b>	<b>-484.08</b>

# General Ledger

## Revenue vs Expense



User: heather.butkowski  
 Printed: 7/16/2021 10:35:10 AM  
 Period 06 - 06  
 Fiscal Year 2021

Account Number	Description	Budget	Current Period	YTD Balance	Variance	% Expend/Collect
227	<b>Recycling Revenue</b>					
	Intergovernmental Revenues	5,900.00	0.00	0.00	5,900.00	0.00
	Miscellaneous Revenue	<u>49,899.00</u>	<u>29,511.21</u>	<u>29,697.63</u>	<u>20,201.37</u>	<u>59.52</u>
	<b>Revenue</b>	<b>55,799.00</b>	<b>29,511.21</b>	<b>29,697.63</b>	<b>26,101.37</b>	<b>53.22</b>
	<b>Expense</b>					
	Personal Services	24,594.00	1,908.08	12,252.30	12,341.70	49.82
	Supplies	0.00	0.00	3,569.70	-3,569.70	0.00
	Other Services and Charges	39,869.00	3,322.42	16,612.10	23,256.90	41.67
	Capital Outlay	<u>350.00</u>	<u>0.00</u>	<u>0.00</u>	<u>350.00</u>	<u>0.00</u>
	<b>Expense</b>	<b>64,813.00</b>	<b>5,230.50</b>	<b>32,434.10</b>	<b>32,378.90</b>	<b>50.04</b>
227	<b>Recycling</b>	<b>-9,014.00</b>	<b>24,280.71</b>	<b>-2,736.47</b>	<b>-6,277.53</b>	<b>30.36</b>



# General Ledger

## Revenue vs Expense



User: heather.butkowski  
 Printed: 7/16/2021 10:35:10 AM  
 Period 06 - 06  
 Fiscal Year 2021

Account Number	Description	Budget	Current Period	YTD Balance	Variance	% Expend/Collect
305	GO TIF Revenue Bonds 2018A					
	Revenue					
	Miscellaneous Revenue	500.00	5.90	46.62	453.38	9.32
	Other Financing Sources	0.00	0.00	1,365,000.00	-1,365,000.00	0.00
	<b>Revenue</b>	<b>500.00</b>	<b>5.90</b>	<b>1,365,046.62</b>	<b>-1,364,546.62</b>	<b>273,009.32</b>
	Expense					
	Other Services and Charges	475.00	475.00	44,872.00	-44,397.00	9,446.74
	Debt Service	25,253.00	2,093.00	1,309,719.25	-1,284,466.25	5,186.39
	<b>Expense</b>	<b>25,728.00</b>	<b>2,568.00</b>	<b>1,354,591.25</b>	<b>-1,328,863.25</b>	<b>5,265.05</b>
305	GO TIF Revenue Bonds 2018A	-25,228.00	-2,562.10	10,455.37	-35,683.37	-41.44

# General Ledger

## Revenue vs Expense



User: heather.butkowski  
 Printed: 7/16/2021 10:35:10 AM  
 Period 06 - 06  
 Fiscal Year 2021

Account Number	Description	Budget	Current Period	YTD Balance	Variance	% Expend/Collect
306	2019A Improvement Bonds					
	Revenue	300.00	74.83	407.51	-107.51	135.84
	Miscellaneous Revenue					
	Other Financing Sources	<u>126,263.00</u>	<u>22,390.18</u>	<u>22,390.18</u>	<u>103,872.82</u>	<u>17.73</u>
	Revenue	126,563.00	22,465.01	22,797.69	103,765.31	18.01
	Expense					
	Other Services and Charges	475.00	0.00	575.00	-100.00	121.05
	Debt Service	<u>121,000.00</u>	<u>10,125.00</u>	<u>121,000.00</u>	<u>0.00</u>	<u>100.00</u>
	Expense	121,475.00	10,125.00	121,575.00	-100.00	100.08
306	2019A Improvement Bonds	5,088.00	12,340.01	-98,777.31	103,865.31	-1,941.38

# General Ledger

## Revenue vs Expense



User: heather.butkowski  
 Printed: 7/16/2021 10:35:10 AM  
 Period 06 - 06  
 Fiscal Year 2021

Account Number	Description	Budget	Current Period	YTD Balance	Variance	% Expend/Collect
401	<b>General Capital Projects</b>					
	<b>Revenue</b>					
	Intergovernmental Revenues	0.00	0.00	0.00	0.00	0.00
	Miscellaneous Revenue	1,500.00	90.36	566.95	933.05	37.80
	Other Financing Sources	<u>0.00</u>	<u>0.00</u>	<u>0.00</u>	<u>0.00</u>	<u>0.00</u>
	<b>Revenue</b>	<b>1,500.00</b>	<b>90.36</b>	<b>566.95</b>	<b>933.05</b>	<b>37.80</b>
	<b>Expense</b>					
	Other Services and Charges	0.00	0.00	0.00	0.00	0.00
	Capital Outlay	35,000.00	9,562.90	10,487.90	24,512.10	29.97
	Other Uses	<u>0.00</u>	<u>0.00</u>	<u>0.00</u>	<u>0.00</u>	<u>0.00</u>
	<b>Expense</b>	<b>35,000.00</b>	<b>9,562.90</b>	<b>10,487.90</b>	<b>24,512.10</b>	<b>29.97</b>
401	<b>General Capital Projects</b>	<b>-33,500.00</b>	<b>-9,472.54</b>	<b>-9,920.95</b>	<b>-23,579.05</b>	<b>29.61</b>

# General Ledger

## Revenue vs Expense



User: heather.butkowski  
 Printed: 7/16/2021 10:35:10 AM  
 Period 06 - 06  
 Fiscal Year 2021

Account Number	Description	Budget	Current Period	YTD Balance	Variance	% Expend/Collect
<b>403</b>	<b>Street Capital Projects</b>					
	<b>Revenue</b>					
	Intergovernmental Revenues	0.00	0.00	0.00	0.00	0.00
	Miscellaneous Revenue	4,000.00	316.52	8,735.11	-4,735.11	218.38
	Other Financing Sources	<u>0.00</u>	<u>0.00</u>	<u>78,897.00</u>	<u>-78,897.00</u>	<u>0.00</u>
	<b>Revenue</b>	<b>4,000.00</b>	<b>316.52</b>	<b>87,632.11</b>	<b>-83,632.11</b>	<b>2,190.80</b>
	<b>Expense</b>					
	Capital Outlay	0.00	7,170.10	11,228.85	-11,228.85	0.00
	Debt Service	0.00	0.00	0.00	0.00	0.00
	Other Uses	<u>0.00</u>	<u>0.00</u>	<u>0.00</u>	<u>0.00</u>	<u>0.00</u>
	<b>Expense</b>	<b>0.00</b>	<b>7,170.10</b>	<b>11,228.85</b>	<b>-11,228.85</b>	<b>0.00</b>
<b>403</b>	<b>Street Capital Projects</b>	<b>4,000.00</b>	<b>-6,853.58</b>	<b>76,403.26</b>	<b>-72,403.26</b>	<b>1,910.08</b>

# General Ledger Revenue vs Expense



User: heather.butkowski  
 Printed: 7/16/2021 10:35:10 AM  
 Period 06 - 06  
 Fiscal Year 2021

Account Number	Description	Budget	Current Period	YTD Balance	Variance	% Expend/Collect
404	<b>Park Capital Projects</b>					
	<b>Revenue</b>					
	Intergovernmental Revenues	0.00	0.00	28,750.00	-28,750.00	0.00
	Miscellaneous Revenue	4,000.00	213.16	-27,288.57	31,288.57	-682.21
	Other Financing Sources	<u>0.00</u>	<u>0.00</u>	<u>0.00</u>	<u>0.00</u>	<u>0.00</u>
	<b>Revenue</b>	<b>4,000.00</b>	<b>213.16</b>	<b>1,461.43</b>	<b>2,538.57</b>	<b>36.54</b>
	<b>Expense</b>					
	Supplies	0.00	0.00	0.00	0.00	0.00
	Capital Outlay	7,500.00	0.00	134,060.00	-126,560.00	1,787.47
	Other Uses	<u>0.00</u>	<u>0.00</u>	<u>0.00</u>	<u>0.00</u>	<u>0.00</u>
	<b>Expense</b>	<b>7,500.00</b>	<b>0.00</b>	<b>134,060.00</b>	<b>-126,560.00</b>	<b>1,787.47</b>
404	<b>Park Capital Projects</b>	<b>-3,500.00</b>	<b>213.16</b>	<b>-132,598.57</b>	<b>129,098.57</b>	<b>3,788.53</b>

General Ledger  
Revenue vs Expense



User: heather.butkowski  
Printed: 7/16/2021 10:35:10 AM  
Period 06 - 06  
Fiscal Year 2021

Account Number	Description	Budget	Current Period	YTD Balance	Variance	% Expend/Collect
405	Rosehill Tax Increment Revenue	0.00	0.00	0.00	0.00	0.00
	Miscellaneous Revenue	0.00	0.00	0.00	0.00	0.00
	Other Financing Sources	0.00	0.00	0.00	0.00	0.00
	<b>Revenue</b>	<b>0.00</b>	<b>0.00</b>	<b>0.00</b>	<b>0.00</b>	<b>0.00</b>
	Expense					
	Other Services and Charges	0.00	0.00	0.00	0.00	0.00
	<b>Expense</b>	<b>0.00</b>	<b>0.00</b>	<b>0.00</b>	<b>0.00</b>	<b>0.00</b>
405	Rosehill Tax Increment	0.00	0.00	0.00	0.00	0.00

# General Ledger

## Revenue vs Expense



User: heather.butkowski  
 Printed: 7/16/2021 10:35:10 AM  
 Period 06 - 06  
 Fiscal Year 2021

Account Number	Description	Budget	Current Period	YTD Balance	Variance	% Expend/Collect
414	<b>Development</b>					
	<b>Revenue</b>					
	Miscellaneous Revenue	4,000.00	221.68	3,065.67	934.33	76.64
	Other Financing Sources	<u>0.00</u>	<u>0.00</u>	<u>0.00</u>	<u>0.00</u>	<u>0.00</u>
	<b>Revenue</b>	<b>4,000.00</b>	<b>221.68</b>	<b>3,065.67</b>	<b>934.33</b>	<b>76.64</b>
	<b>Expense</b>					
	Other Services and Charges	0.00	0.00	1,952.94	-1,952.94	0.00
	Other Uses	<u>67,956.00</u>	<u>0.00</u>	<u>0.00</u>	<u>67,956.00</u>	<u>0.00</u>
	<b>Expense</b>	<b>67,956.00</b>	<b>0.00</b>	<b>1,952.94</b>	<b>66,003.06</b>	<b>2.87</b>
414	<b>Development</b>	<b>-63,956.00</b>	<b>221.68</b>	<b>1,112.73</b>	<b>-65,068.73</b>	<b>-1.74</b>

# General Ledger

## Revenue vs Expense



User: heather.butkowski  
 Printed: 7/16/2021 10:35:10 AM  
 Period 06 - 06  
 Fiscal Year 2021

Account Number	Description	Budget	Current Period	YTD Balance	Variance	% Expend/Collect
415	Housing Redevelopment					
	Revenue					
	Miscellaneous Revenue	0.00	0.00	0.00	0.00	0.00
	Other Financing Sources	0.00	0.00	0.00	0.00	0.00
	<b>Revenue</b>	<b>0.00</b>	<b>0.00</b>	<b>0.00</b>	<b>0.00</b>	<b>0.00</b>
	Expense					
	Other Services and Charges	0.00	0.00	0.00	0.00	0.00
	Capital Outlay	0.00	0.00	0.00	0.00	0.00
	<b>Expense</b>	<b>0.00</b>	<b>0.00</b>	<b>0.00</b>	<b>0.00</b>	<b>0.00</b>
415	Housing Redevelopment	0.00	0.00	0.00	0.00	0.00



# General Ledger

## Revenue vs Expense



User: heather.butkowski  
 Printed: 7/16/2021 10:35:10 AM  
 Period 06 - 06  
 Fiscal Year 2021

Account Number	Description	Budget	Current Period	YTD Balance	Variance	% Expend/Collect
416	TIF District No. 1-2					
	Revenue					
	Taxes	0.00	0.00	0.00	0.00	0.00
	Miscellaneous Revenue	0.00	0.00	0.00	0.00	0.00
	Other Financing Sources	0.00	0.00	0.00	0.00	0.00
	<b>Revenue</b>	<b>0.00</b>	<b>0.00</b>	<b>0.00</b>	<b>0.00</b>	<b>0.00</b>
	Expense					
	Other Services and Charges	0.00	0.00	0.00	0.00	0.00
	Capital Outlay	0.00	0.00	0.00	0.00	0.00
	Other Uses	0.00	0.00	0.00	0.00	0.00
	<b>Expense</b>	<b>0.00</b>	<b>0.00</b>	<b>0.00</b>	<b>0.00</b>	<b>0.00</b>
416	TIF District No. 1-2	0.00	0.00	0.00	0.00	0.00

# General Ledger

## Revenue vs Expense

User: heather.butkowski  
 Printed: 7/16/2021 10:35:10 AM  
 Period 06 - 06  
 Fiscal Year 2021



Account Number	Description	Budget	Current Period	YTD Balance	Variance	% Expend/Collect
602	Sanitary Sewer Revenue					
	Intergovernmental Revenues	0.00	0.00	0.00	0.00	0.00
	Charges for Services	285,916.00	48,446.13	152,082.19	133,833.81	53.19
	Miscellaneous Revenue	16,100.00	620.56	3,622.18	12,477.82	22.50
	Other Financing Sources	0.00	0.00	0.00	0.00	0.00
	<b>Revenue</b>	<b>302,016.00</b>	<b>49,066.69</b>	<b>155,704.37</b>	<b>146,311.63</b>	<b>51.56</b>
	<b>Expense</b>					
	Personal Services	77,500.00	5,932.66	37,794.01	39,705.99	48.77
	Supplies	800.00	39.52	256.20	543.80	32.03
	Other Services and Charges	180,573.00	21,348.79	109,898.05	70,674.95	60.86
	Capital Outlay	150,000.00	0.00	0.00	150,000.00	0.00
	Other Uses	0.00	0.00	0.00	0.00	0.00
	<b>Expense</b>	<b>408,873.00</b>	<b>27,320.97</b>	<b>147,948.26</b>	<b>260,924.74</b>	<b>36.18</b>
602	Sanitary Sewer	-106,857.00	21,745.72	7,756.11	-114,613.11	-7.26

# General Ledger

## Revenue vs Expense

User: heather.buikowski  
 Printed: 7/16/2021 10:35:10 AM  
 Period 06 - 06  
 Fiscal Year 2021



Account Number	Description	Budget	Current Period	YTD Balance	Variance	% Expend/Collect
603	<b>Storm Water Revenue</b>					
	Intergovernmental Revenues	0.00	0.00	0.00	0.00	0.00
	Charges for Services	109,338.00	14,605.12	68,125.58	41,212.42	62.31
	Miscellaneous Revenue	4,500.00	261.53	1,547.57	2,952.43	34.39
	Other Financing Sources	0.00	0.00	0.00	0.00	0.00
	<b>Revenue</b>	<b>113,838.00</b>	<b>14,866.65</b>	<b>69,673.15</b>	<b>44,164.85</b>	<b>61.20</b>
	<b>Expense</b>					
	Personal Services	65,763.00	5,045.19	32,136.87	33,626.13	48.87
	Supplies	750.00	39.52	256.20	493.80	34.16
	Other Services and Charges	24,150.00	15,763.12	29,716.35	-5,566.35	123.05
	Capital Outlay	80,000.00	0.00	0.00	80,000.00	0.00
	Other Uses	0.00	0.00	0.00	0.00	0.00
	<b>Expense</b>	<b>170,663.00</b>	<b>20,847.83</b>	<b>62,109.42</b>	<b>108,553.58</b>	<b>36.39</b>
603	<b>Storm Water</b>	<b>-56,825.00</b>	<b>-5,981.18</b>	<b>7,563.73</b>	<b>-64,388.73</b>	<b>-13.31</b>

# General Ledger Revenue vs Expense



User: heather.buikowski  
 Printed: 7/16/2021 10:35:10 AM  
 Period 06 - 06  
 Fiscal Year 2021

Account Number	Description	Budget	Current Period	YTD Balance	Variance	% Expend/Collect
999	<b>Fund</b>					
	Revenue					
	Taxes	0.00	0.00	0.00	0.00	0.00
	Miscellaneous Revenue	0.00	0.00	0.00	0.00	0.00
	Other Financing Sources	0.00	0.00	0.00	0.00	0.00
	<b>Revenue</b>	<b>0.00</b>	<b>0.00</b>	<b>0.00</b>	<b>0.00</b>	<b>0.00</b>
	<b>Expense</b>					
	Personal Services	0.00	0.00	0.00	0.00	0.00
	Other Services and Charges	0.00	0.00	0.00	0.00	0.00
	Capital Outlay	0.00	0.00	0.00	0.00	0.00
	Debt Service	0.00	0.00	0.00	0.00	0.00
	Other Uses	0.00	0.00	0.00	0.00	0.00
	<b>Expense</b>	<b>0.00</b>	<b>0.00</b>	<b>0.00</b>	<b>0.00</b>	<b>0.00</b>
999	<b>Fund</b>	<b>0.00</b>	<b>0.00</b>	<b>0.00</b>	<b>0.00</b>	<b>0.00</b>

# General Ledger

## Revenue vs Expense



User: heather.butkowski  
 Printed: 7/16/2021 10:35:10 AM  
 Period 06 - 06  
 Fiscal Year 2021

Account Number	Description	Budget	Current Period	YTD Balance	Variance	% Expend/Collect
Revenue Total		2,139,665.00	395,531.01	2,032,466.60	107,198.40	0.9499
Expense Total		2,428,569.00	196,930.37	2,640,803.69	-212,234.69	1.0874
Grand Total		-288,904.00	198,600.64	-608,337.09	319,433.09	2.1057

**LAUDERDALE COUNCIL  
ACTION FORM**

**Action Requested**

Consent              X    
Public Hearing                
Discussion                    
Action                         
Resolution                   
Work Session              

Meeting Date                      July 27, 2021

ITEM NUMBER                      2Q21 Investment Report

STAFF INITIAL                      AB

APPROVED BY ADMINISTRATOR

**DESCRIPTION OF ISSUE AND PAST COUNCIL ACTION:**

Following is the Second Quarter Investment Report for 2021.

**OPTIONS:**

**STAFF RECOMMENDATION:**

By approving the Consent Agenda, the Council acknowledges the investment report for April—June 2021.

**COUNCIL ACTION:**



**Second Quarter 2021**

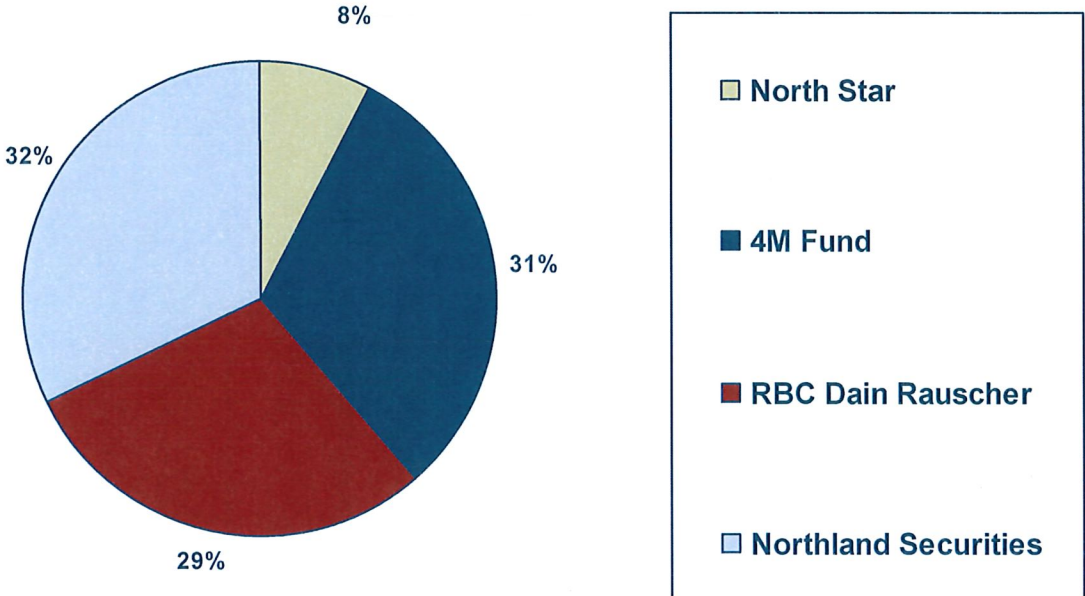
**Investment Report**



# INVESTMENTS

As of June 30, 2021, the City had the following amounts with official depositories:

North Star Bank	\$ 270,028
4M Fund	1,068,146
RBC Dain Rauscher	1,000,037
Northland Securities	1,114,432
<b>TOTAL</b>	<b>\$ 3,452,643</b>





## DEPOSITORIES AND INVESTMENT TYPES

North Star Bank		
Checking Account	\$	270,028
4M Fund		
Joint Powers Investment	\$	1,068,146
RBC Dain Rauscher		
Money Market Account	\$	0
Certificates of Deposit	\$	1,000,037 (10)
Northland Securities		
Money Market Account	\$	114,432
Certificates of Deposit	\$	1,000,000 (10)

The City's Investment Policy sets some perimeters for investments, such as no more than 60% of the investment portfolio, or \$2,000,000 (whichever is less) shall be invested with any one investment company. No investments shall be made with a term over ten years unless with prior approval from the City Council.

## **INVESTMENT TERM**

Liquid assets are money market accounts.

1-5 Years are made up of certificate of deposit and US Government Instrumentality Securities.


6-10 Years are US Government Instrumentality Securities.

11-15 Years are US Government Instrumentality Securities.

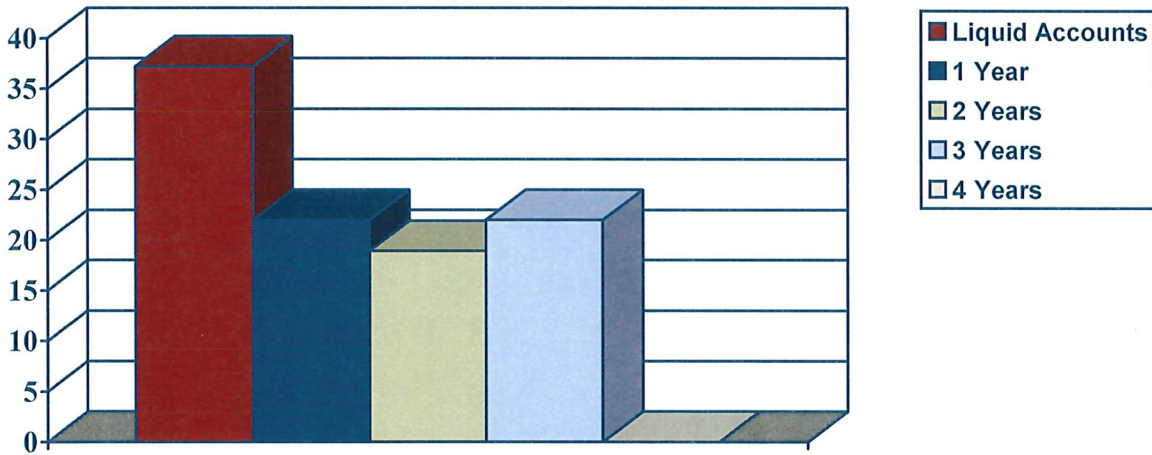
15+ Years are US Government Instrumentality Securities and bonds.

US Government Instrumentality Securities are financial intermediaries established by the federal government to fund loans to certain groups of borrowers, such as homeowners, farmers and students. Most active issuers are Federal Home Loan Bank, Federal National Mortgage Association (Fannie Mae) and Tennessee Valley Authority. Maturities range from three months to 30 years with fixed interest rates.

### EOY 2020 Investment Portfolio by Holding Period

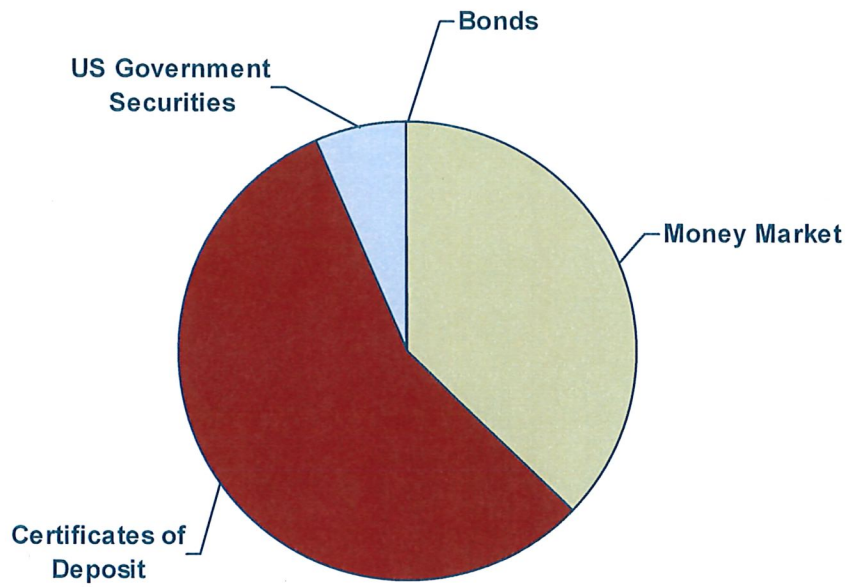


### Second Quarter 2021 Investment Portfolio by Holding Period



# INVESTMENT TYPES

Money Market	\$ 1,182,578
Bonds	0
Certificates of Deposit	1,800,037
US Government Securities	200,000



## Investment Schedule

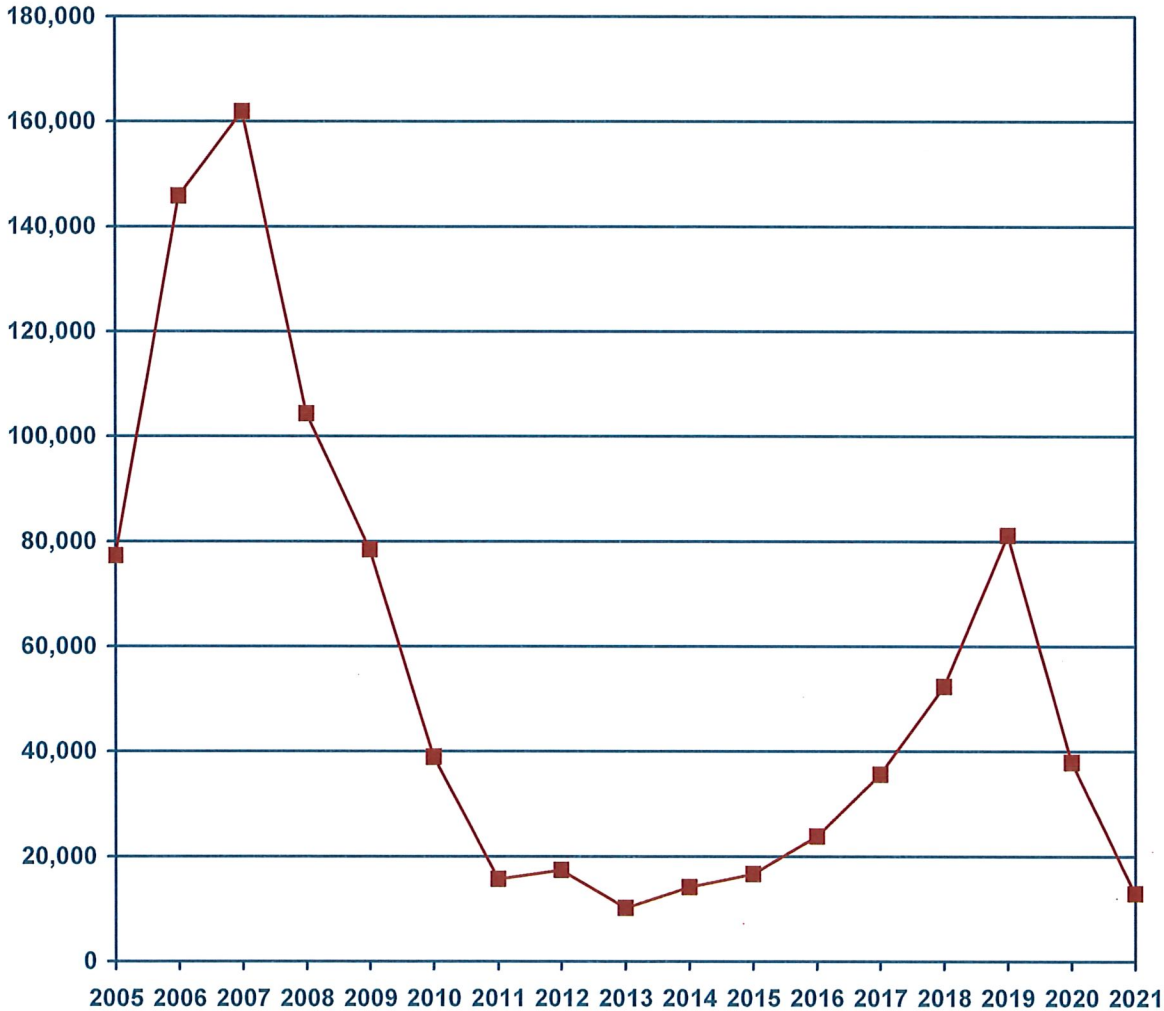
<i>Maturity Date</i>	<i>Type</i>	<i>Interest Rate</i>	<i>Investment Broker</i>	<i>Amount</i>	<i>Bank</i>
8/26/2024	AG	0.30%	RBC	100,000.00	Federal Home Loan Bank
2/12/2024	CD	0.20%	Northland	100,000.00	TIAA FSB Jacksonville
8/10/2023	AG	0.32%	RBC	100,000.00	Federal Farm Credit Bank
2/27/2023	CD	0.15%	RBC	100,000.00	BMW Bank of America
2/16/2023	CD	0.15%	Northland	100,000.00	Bank Hapoalim
1/23/2023	CD	1.90%	Northland	100,000.00	Sallie Mae
1/9/2023	CD	1.85%	RBC	100,036.13	Morgan Stanley BK
11/9/2022	CD	0.20%	Northland	100,000.00	New York Community Bank
10/31/2022	CD	0.15%	RBC	100,000.00	Unity Bank
10/28/2022	CD	0.20%	RBC	100,000.00	State Bank of India
10/22/2022	CD	0.15%	RBC	100,000.00	ICBC
8/26/2022	CD	0.10%	Northland	100,000.00	Marlin Business Bank
8/22/2022	CD	0.10%	RBC	100,000.00	Homestreet Bank
2/7/2022	CD	0.15%	Northland	100,000.00	Texas Capital
11/23/2021	CD	3.25%	RBC	100,000.00	Citibank NA
11/21/2021	CD	3.25%	Northland	100,000.00	UBS
10/22/2021	CD	0.10%	Northland	100,000.00	Northpointe Bank
7/29/2021	CD	0.15%	Northland	100,000.00	Bank of China
7/26/2021	CD	0.20%	Northland	100,000.00	Safra National Bank
7/19/2021	CD	1.75%	RBC	100,000.00	Wells Fargo West Las Vegas
6/22/2021	CD	3.00%	Northland	100,000.00	Synchrony
6/18/2021	CD	0.20%	RBC	150,000.00	Enerbank/Continental

The City had two maturities this quarter (noted in blue) and no new purchases. Staff anticipate continuing to buy short-term CDs and agencies until yields start picking up.

# INTEREST EARNINGS

The following chart shows the interest earnings since 2005 with 2007 being our best year with earnings of \$161,884. After a couple of years of the Federal Reserve slowly raising interest rates, the pandemic has launched another era of low interest rates to support the economy.

Investment interest through 2020 totaled \$37,918.46. Investment interest earned through the second quarter of 2021 totaled \$12,944.37.



2020 City of Lauderdale Investments

	FDIC	CUSIP	% Rate	Approx, Holding in Days	Maturity Date	Purch Date	Balance 12/31/2019	Purchases	Sales	
<b>Northland</b>										
Money Market							8,108.04	-	-	
CD TIAA		87270L-DK-6	0.200	1095	2/12/2024	2/12/2021	-	-	-	
CD Bank Hapoalim		06251A-2T-6	0.150	730	2/16/2023	2/16/2021	-	-	-	
CD Sallie Mae Bk		795450-6B-6	1.900	1095	1/23/2023	1/23/2020	100,000.00	-	957.81	
CD New York Community Bank		649447-UC-1	0.200	720	11/9/2022	11/9/2020	100,000.00	-	-	
CD Marlin Business Bank		57116A-UU-0	0.100	548	8/26/2022	2/26/2021	-	-	-	
CD Texas Capital		88224P-MA-4	0.200	183	2/7/2022	8/7/2020	100,000.00	-	-	
CD UBS Bank		90348J-FY-1	3.250	1095	11/22/2021	11/21/2018	100,000.00	-	276.03	
CD Northpointe Bank		666613-HP-2	0.100	364	10/22/2021	10/23/2020	100,000.00	-	-	
CD Bank of China		06428F-SZ-1	0.150	270	7/29/2021	10/29/2020	100,000.00	-	-	
CD Safra Nat'l Bank		78658R-DN-8	0.200	395	7/26/2021	6/24/2020	100,000.00	-	-	
CD Synchrony Transferred		87164YWY6	3.000	1095	6/22/2021	6/22/2018	100,000.00	-	-	
CD Beal Bank		07371C-DL-0	0.150	183	2/10/2021	8/12/2020	100,000.00	-	-	
CD City National Bk Beverly Hills		178180-GK-5	1.700	365	1/28/2021	1/29/2020	100,000.00	-	101,700.00	
CD Medallion Bank (Monthly)		58403B-5U-6	2.000	1460	1/4/2021	1/3/2017	100,000.00	-	100,175.34	
Future purchases							-	-	-	
							Portfolio Value	1,108,108.04	-	203,109.18
<b>RBC</b>										
Money Market							-	-	-	
AG Federal Home Loan Bank		3130AL7K4	0.300	1278	8/26/2024	2/26/2021	-	-	-	
AG Federal Farm Credit Bank		3133EL3E2	0.320	1095	8/10/2023	8/10/2020	100,000.00	-	-	
CD BMW Bank of NA		05580AYP3	0.150	730	2/27/2023	2/26/2021	-	-	-	
CD Morgan Stanley Bk NA		61690URR3	1.850	1095	1/9/2023	1/9/2020	100,036.13	-	932.60	
CD Unity Bank Clinton NJ		91330ACL9	0.150	730	10/31/2022	10/30/2020	100,000.00	-	-	
CD State Bank India		856283Q82	0.200	730	10/28/2022	10/28/2020	100,000.00	-	-	
CD ICBC Ltd New York		45581EBU4	0.150	730	10/20/2022	10/21/2020	100,000.00	-	12.74	
CD Homestreet Bank		43785QPQ0	0.100	548	8/22/2022	2/22/2021	-	-	-	
CD Citibank NA		17312QW21	3.250	1095	11/23/2021	11/23/2018	100,000.00	-	-	
CD Wells Fargo Nat'l Bank West Las Ve		949495APO	1.750	548	7/19/2021	1/17/2020	100,000.00	-	148.63	
CD Enerbank/Continental		29278TPJ3	0.200	365	6/18/2021	6/19/2020	150,000.00	-	25.48	
CD Townebank Portsmouth		89214PBS7	2.950	1005	3/29/2021	6/28/2018	100,000.00	-	-	
CD Apple Bank		03784JSG0	0.100	183	2/19/2021	8/19/2020	100,000.00	-	-	
CD Bank Baroda		06063HKJ1	1.650	365	1/15/2021	1/17/2020	100,000.00	-	101,645.48	
Future purchases							-	-	-	
							Portfolio Value	1,150,036.13	-	102,764.93
<b>4M Funds</b>										
Invest Fund							711,589.61	-	-	
Plus Fund							924,936.69	-	-	
4M Short Term Series							-	-	-	
Future purchases							-	-	-	
Total Account							1,636,526.30	-	-	
<b>TOTAL INVESTMENTS AND CDs.</b>										
								<b>3,894,670.47</b>	<b>-</b>	<b>305,874.11</b>
										From "Cash Bal Investments Fund 101 Balan
										Investments Interest New Balance

Transfers in	Transfers out	Interest/ Dividends	Balance 1/31/2020	Purchases	Sales	Transfers in	Transfers out	Interest/ Dividends	Balance 2/29/2020
203,109.18	-	-	211,217.22	-	-	100,451.64	300,000.00	-	11,668.86
-	-	-	-	100,000.00	-	-	-	-	100,000.00
-	-	-	-	100,000.00	-	-	-	-	100,000.00
-	-	957.81	100,000.00	-	-	-	-	-	100,000.00
-	-	-	100,000.00	-	-	-	-	-	100,000.00
-	-	-	-	100,000.00	-	-	-	-	100,000.00
-	-	-	100,000.00	-	100.82	-	-	100.82	100,000.00
-	-	276.03	100,000.00	-	276.03	-	-	276.03	100,000.00
-	-	-	100,000.00	-	-	-	-	-	100,000.00
-	-	-	100,000.00	-	-	-	-	-	100,000.00
-	-	-	100,000.00	-	-	-	-	-	100,000.00
-	-	-	100,000.00	-	-	-	-	-	100,000.00
-	-	-	100,000.00	-	100,074.79	-	-	74.79	0.00
-	-	1,700.00	-	-	-	-	-	-	-
-	-	175.34	0.00	-	-	-	-	-	0.00
-	-	-	-	-	-	-	-	-	-
203,109.18	-	3,109.18	1,111,217.22	300,000.00	100,451.64	100,451.64	300,000.00	451.64	1,111,668.86
102,764.93	102,764.93	-	-	-	-	100,410.00	100,410.00	-	-
-	-	-	-	100,000.00	-	-	-	-	100,000.00
-	-	-	100,000.00	-	160.00	-	-	160.00	100,000.00
-	-	-	-	100,000.00	-	-	-	-	100,000.00
-	-	932.60	100,036.13	-	-	-	-	-	100,036.13
-	-	-	100,000.00	-	12.74	-	-	12.74	100,000.00
-	-	-	100,000.00	-	-	-	-	-	100,000.00
-	-	12.74	100,000.00	-	12.74	-	-	12.74	100,000.00
-	-	-	-	100,000.55	-	-	-	-	100,000.55
-	-	-	100,000.00	-	-	-	-	-	100,000.00
-	-	148.63	100,000.00	-	148.63	-	-	148.63	100,000.00
-	-	25.48	150,000.00	-	25.48	-	-	25.48	150,000.00
-	-	-	100,000.00	-	-	-	-	-	100,000.00
-	-	-	100,000.00	-	100,050.41	-	-	50.41	(0.00)
-	-	1,645.48	0.00	-	-	-	-	-	0.00
-	-	-	-	-	-	-	-	-	-
102,764.93	102,764.93	2,764.93	1,050,036.13	300,000.55	100,410.00	100,410.00	100,410.00	410.00	1,250,036.68
102,764.93	275,000.00	10.30	539,364.84	-	-	100,410.00	400,000.55	6.65	239,780.94
-	-	39.06	924,975.75	-	-	-	-	35.28	925,011.03
-	-	-	-	-	-	-	-	-	-
-	-	-	-	-	-	-	-	-	-
-	275,000.00	49.36	1,464,340.59	-	-	100,410.00	400,000.55	41.93	1,164,791.97
305,874.11	377,764.93	5,923.47	3,625,593.94	600,000.55	200,861.64	301,271.64	800,410.55	903.57	3,526,497.51
ances" Report						From "Cash Balances" Report			
ce	3,619,670.47					Investments	3,525,593.94		
	2,852,789.60					Fund 101 Balance	2,872,475.28		
	766,880.87						653,118.66		
	3,619,670.47					Investments	3,525,593.94		
	5,923.47					Interest	903.57		
	3,625,593.94					New Balance	3,526,497.51		



Purchases	Sales	Transfers in	Transfers out	Interest/ Dividends	Balance 3/31/2020	Purchases	Sales	Transfers in	Transfers out
-	-	249.32	-	-	11,918.18	-	-	276.03	-
-	-	-	-	-	100,000.00	-	-	-	-
-	-	-	-	-	100,000.00	-	-	-	-
-	-	-	-	-	100,000.00	-	-	-	-
-	-	-	-	-	100,000.00	-	-	-	-
-	-	-	-	-	100,000.00	-	-	-	-
-	249.32	-	-	249.32	100,000.00	-	276.03	-	-
-	-	-	-	-	100,000.00	-	-	-	-
-	-	-	-	-	100,000.00	-	-	-	-
-	-	-	-	-	100,000.00	-	-	-	-
-	-	-	-	-	100,000.00	-	-	-	-
-	-	-	-	-	0.00	-	-	-	-
-	-	-	-	-	-	-	-	-	-
-	-	-	-	-	0.00	-	-	-	-
-	-	-	-	-	-	-	-	-	-
-	249.32	249.32	-	249.32	1,111,918.18	-	276.03	276.03	-

-	-	100,936.17	100,936.17	-	-	-	-	307.81	307.81
-	-	-	-	-	100,000.00	-	-	-	-
-	-	-	-	-	100,000.00	-	-	-	-
-	-	-	-	-	100,000.00	-	-	-	-
-	-	-	-	-	100,036.13	-	-	-	-
-	24.25	-	-	24.25	100,000.00	-	12.74	-	-
-	-	-	-	-	100,000.00	-	99.73	-	-
-	11.51	-	-	11.51	100,000.00	-	12.74	-	-
-	7.67	-	-	7.67	100,000.55	-	8.49	-	-
-	-	-	-	-	100,000.00	-	-	-	-
-	134.25	-	-	134.25	100,000.00	-	148.63	-	-
-	23.01	-	-	23.01	150,000.00	-	25.48	-	-
-	100,735.48	-	-	735.48	0.00	-	-	-	-
-	-	-	-	-	(0.00)	-	-	-	-
-	-	-	-	-	0.00	-	-	-	-
-	-	-	-	-	-	-	-	-	-
-	100,936.17	100,936.17	100,936.17	936.17	1,150,036.68	-	307.81	307.81	307.81

-	-	100,936.17	-	3.75	340,720.86	-	-	307.81	100,000.00
-	-	-	250,000.00	31.89	675,042.92	-	-	-	-
-	-	-	-	-	-	-	-	-	-
-	-	-	-	-	-	-	-	-	-
-	-	100,936.17	250,000.00	35.64	1,015,763.78	-	-	307.81	100,000.00

-	101,185.49	202,121.66	350,936.17	1,221.13	3,277,718.64	-	583.84	891.65	100,307.81
---	------------	------------	------------	----------	--------------	---	--------	--------	------------

From "Cash Balances" Report

Investments 3,276,497.51  
Fund 101 Balance 2,730,152.22  
546,345.29

Investments 3,276,497.51  
Interest 1,221.13  
New Balance 3,277,718.64

From "Cash Balances" Report

Investments 3,177,718.64  
Fund 101 Balance 2,818,210.11  
359,508.53

Investments 3,177,718.64  
Interest 602.72  
New Balance 3,178,321.36

Interest/ Dividends	Balance 4/30/2020	Purchases	Sales	Transfers in	Transfers out	Interest/ Dividends	Balance 5/31/2020	Purchases	Sales
-	12,194.21	-	-	366.30	-	-	12,560.51	-	-
-	100,000.00	-	-	-	-	-	100,000.00	-	-
-	100,000.00	-	-	-	-	-	100,000.00	-	-
-	100,000.00	-	-	-	-	-	100,000.00	-	-
-	100,000.00	-	99.18	-	-	99.18	100,000.00	-	-
-	100,000.00	-	-	-	-	-	100,000.00	-	-
-	100,000.00	-	-	-	-	-	100,000.00	-	-
276.03	100,000.00	-	267.12	-	-	267.12	100,000.00	-	276.03
-	100,000.00	-	-	-	-	-	100,000.00	-	-
-	100,000.00	-	-	-	-	-	100,000.00	-	-
-	100,000.00	-	-	-	-	-	100,000.00	-	-
-	100,000.00	-	-	-	-	-	100,000.00	-	99.73
-	0.00	-	-	-	-	-	0.00	-	101,495.89
-	-	-	-	-	-	-	-	-	-
-	0.00	-	-	-	-	-	0.00	-	-
-	-	-	-	-	-	-	-	-	-
276.03	1,112,194.21	-	366.30	366.30	-	366.30	1,112,560.51	-	101,871.65

-	-	-	-	1,800.69	1,800.69	-	-	-	-
-	100,000.00	-	-	-	-	-	100,000.00	-	-
-	100,000.00	-	-	-	-	-	100,000.00	-	-
-	100,000.00	-	-	-	-	-	100,000.00	-	-
-	100,036.13	-	-	-	-	-	100,036.13	-	-
12.74	100,000.00	-	-	-	-	-	100,000.00	-	25.07
99.73	100,000.00	-	-	-	-	-	100,000.00	-	-
12.74	100,000.00	-	12.33	-	-	12.33	100,000.00	-	12.74
8.49	100,000.55	-	8.22	-	-	8.22	100,000.55	-	8.49
-	100,000.00	-	1,611.64	-	-	1,611.64	100,000.00	-	-
148.63	100,000.00	-	143.84	-	-	143.84	100,000.00	-	148.63
25.48	150,000.00	-	24.66	-	-	24.66	150,000.00	-	150,024.66
-	0.00	-	-	-	-	-	0.00	-	-
-	(0.00)	-	-	-	-	-	(0.00)	-	-
-	0.00	-	-	-	-	-	0.00	-	-
-	-	-	-	-	-	-	-	-	-
307.81	1,150,036.68	-	1,800.69	1,800.69	1,800.69	1,800.69	1,150,036.68	-	150,219.59

2.38	241,031.05	-	-	1,800.69	-	2.17	242,833.91	-	-
16.50	675,059.42	-	-	-	100,000.00	16.49	575,075.91	-	-
-	-	-	-	-	-	-	-	-	-
-	-	-	-	-	-	-	-	-	-
18.88	916,090.47	-	-	1,800.69	100,000.00	18.66	817,909.82	-	-

<b>602.72</b>	<b>3,178,321.36</b>	-	<b>2,166.99</b>	<b>3,967.68</b>	<b>101,800.69</b>	<b>2,185.65</b>	<b>3,080,507.01</b>	-	<b>252,091.24</b>
---------------	---------------------	---	-----------------	-----------------	-------------------	-----------------	---------------------	---	-------------------

From "Cash Balances" Report

Investments 3,078,321.36  
Fund 101 Balance 2,825,751.36  
252,570.00

Investments 3,078,321.36  
Interest 2,185.65  
New Balance 3,080,507.01

From "Cash Ba

Investments  
Fund 101 Balar

Investments  
Interest  
New Balance

Transfers in	Transfers out	Interest/ Dividends	Balance 6/30/2020	Purchases	Sales	Transfers in	Transfers out	Interest/ Dividends	Balance 7/31/2020
101,871.65	-	-	114,432.16	-	-	-	-	-	114,432.16
-	-	-	100,000.00	-	-	-	-	-	100,000.00
-	-	-	100,000.00	-	-	-	-	-	100,000.00
-	-	-	100,000.00	-	-	-	-	-	100,000.00
-	-	-	100,000.00	-	-	-	-	-	100,000.00
-	-	-	100,000.00	-	-	-	-	-	100,000.00
-	-	276.03	100,000.00	-	-	-	-	-	100,000.00
-	-	-	100,000.00	-	-	-	-	-	100,000.00
-	-	-	100,000.00	-	-	-	-	-	100,000.00
-	-	99.73	100,000.00	-	-	-	-	-	100,000.00
-	-	1,495.89	-	-	-	-	-	-	-
-	-	-	0.00	-	-	-	-	-	0.00
-	-	-	-	-	-	-	-	-	-
-	-	-	0.00	-	-	-	-	-	0.00
-	-	-	-	-	-	-	-	-	-
101,871.65	-	1,871.65	1,114,432.16	-	-	-	-	-	1,114,432.16
150,219.59	150,219.59	-	-	-	-	-	-	-	-
-	-	-	100,000.00	-	-	-	-	-	100,000.00
-	-	-	100,000.00	-	-	-	-	-	100,000.00
-	-	-	100,000.00	-	-	-	-	-	100,000.00
-	-	-	100,036.13	-	-	-	-	-	100,036.13
-	-	25.07	100,000.00	-	-	-	-	-	100,000.00
-	-	-	100,000.00	-	-	-	-	-	100,000.00
-	-	12.74	100,000.00	-	-	-	-	-	100,000.00
-	-	8.49	100,000.55	-	-	-	-	-	100,000.55
-	-	-	100,000.00	-	-	-	-	-	100,000.00
-	-	148.63	100,000.00	-	-	-	-	-	100,000.00
-	-	24.66	(0.00)	-	-	-	-	-	(0.00)
-	-	-	0.00	-	-	-	-	-	0.00
-	-	-	(0.00)	-	-	-	-	-	(0.00)
-	-	-	0.00	-	-	-	-	-	0.00
-	-	-	-	-	-	-	-	-	-
150,219.59	150,219.59	219.59	1,000,036.68	-	-	-	-	-	1,000,036.68
350,219.59	100,000.00	2.48	493,055.98	-	-	-	-	-	493,055.98
-	-	14.11	575,090.02	-	-	-	-	-	575,090.02
-	-	-	-	-	-	-	-	-	-
-	-	-	-	-	-	-	-	-	-
350,219.59	100,000.00	16.59	1,068,146.00	-	-	-	-	-	1,068,146.00
<b>602,310.83</b>	<b>250,219.59</b>	<b>2,107.83</b>	<b>3,182,614.84</b>	-	-	-	-	-	<b>3,182,614.84</b>
Investments	3,180,507.01					From "Cash Balances" Report			
Interest	2,762,234.02					Investments			
Dividends	418,272.99					Fund 101 Balance			
	3,180,507.01					Investments			
	2,107.83					Interest			
	3,182,614.84					New Balance			

Purchases	Sales	Transfers in	Transfers out	Interest/ Dividends	Balance 8/31/2020	Purchases	Sales	Transfers in	Transfers out
	-	-	-	-	114,432.16	-	-	-	-
-	-	-	-	-	100,000.00	-	-	-	-
-	-	-	-	-	100,000.00	-	-	-	-
-	-	-	-	-	100,000.00	-	-	-	-
-	-	-	-	-	100,000.00	-	-	-	-
-	-	-	-	-	100,000.00	-	-	-	-
-	-	-	-	-	100,000.00	-	-	-	-
-	-	-	-	-	100,000.00	-	-	-	-
-	-	-	-	-	100,000.00	-	-	-	-
-	-	-	-	-	100,000.00	-	-	-	-
-	-	-	-	-	100,000.00	-	-	-	-
-	-	-	-	-	0.00	-	-	-	-
-	-	-	-	-	-	-	-	-	-
-	-	-	-	-	0.00	-	-	-	-
-	-	-	-	-	-	-	-	-	-
-	-	-	-	-	1,114,432.16	-	-	-	-
-	-	-	-	-	-	-	-	-	-
-	-	-	-	-	100,000.00	-	-	-	-
-	-	-	-	-	100,000.00	-	-	-	-
-	-	-	-	-	100,000.00	-	-	-	-
-	-	-	-	-	100,036.13	-	-	-	-
-	-	-	-	-	100,000.00	-	-	-	-
-	-	-	-	-	100,000.00	-	-	-	-
-	-	-	-	-	100,000.00	-	-	-	-
-	-	-	-	-	100,000.55	-	-	-	-
-	-	-	-	-	100,000.00	-	-	-	-
-	-	-	-	-	100,000.00	-	-	-	-
-	-	-	-	-	(0.00)	-	-	-	-
-	-	-	-	-	0.00	-	-	-	-
-	-	-	-	-	(0.00)	-	-	-	-
-	-	-	-	-	0.00	-	-	-	-
-	-	-	-	-	-	-	-	-	-
-	-	-	-	-	1,000,036.68	-	-	-	-
-	-	-	-	-	493,055.98	-	-	-	-
-	-	-	-	-	575,090.02	-	-	-	-
-	-	-	-	-	-	-	-	-	-
-	-	-	-	-	-	-	-	-	-
-	-	-	-	-	1,068,146.00	-	-	-	-
-	-	-	-	-	3,182,614.84	-	-	-	-
From "Cash Balances" Report Investments Fund 101 Balance					From "Cash Balances" Report Investments Fund 101 Balance				
Investments Interest New Balance					Investments Interest New Balance				

Interest/ Dividends	Balance 9/30/2020	Purchases	Sales	Transfers in	Transfers out	Interest/ Dividends	Balance 10/31/2020	Purchases	Sales
-	114,432.16	-	-	-	-	-	114,432.16	-	-
-	100,000.00	-	-	-	-	-	100,000.00	-	-
-	100,000.00	-	-	-	-	-	100,000.00	-	-
-	100,000.00	-	-	-	-	-	100,000.00	-	-
-	100,000.00	-	-	-	-	-	100,000.00	-	-
-	100,000.00	-	-	-	-	-	100,000.00	-	-
-	100,000.00	-	-	-	-	-	100,000.00	-	-
-	100,000.00	-	-	-	-	-	100,000.00	-	-
-	100,000.00	-	-	-	-	-	100,000.00	-	-
-	100,000.00	-	-	-	-	-	100,000.00	-	-
-	100,000.00	-	-	-	-	-	100,000.00	-	-
-	0.00	-	-	-	-	-	0.00	-	-
-	-	-	-	-	-	-	-	-	-
-	0.00	-	-	-	-	-	0.00	-	-
-	-	-	-	-	-	-	-	-	-
-	1,114,432.16	-	-	-	-	-	1,114,432.16	-	-
-	-	-	-	-	-	-	-	-	-
-	100,000.00	-	-	-	-	-	100,000.00	-	-
-	100,000.00	-	-	-	-	-	100,000.00	-	-
-	100,000.00	-	-	-	-	-	100,000.00	-	-
-	100,036.13	-	-	-	-	-	100,036.13	-	-
-	100,000.00	-	-	-	-	-	100,000.00	-	-
-	100,000.00	-	-	-	-	-	100,000.00	-	-
-	100,000.00	-	-	-	-	-	100,000.00	-	-
-	100,000.55	-	-	-	-	-	100,000.55	-	-
-	100,000.00	-	-	-	-	-	100,000.00	-	-
-	100,000.00	-	-	-	-	-	100,000.00	-	-
-	(0.00)	-	-	-	-	-	(0.00)	-	-
-	0.00	-	-	-	-	-	0.00	-	-
-	(0.00)	-	-	-	-	-	(0.00)	-	-
-	0.00	-	-	-	-	-	0.00	-	-
-	-	-	-	-	-	-	-	-	-
-	1,000,036.68	-	-	-	-	-	1,000,036.68	-	-
-	493,055.98	-	-	-	-	-	493,055.98	-	-
-	575,090.02	-	-	-	-	-	575,090.02	-	-
-	-	-	-	-	-	-	-	-	-
-	-	-	-	-	-	-	-	-	-
-	1,068,146.00	-	-	-	-	-	1,068,146.00	-	-
-	3,182,614.84	-	-	-	-	-	3,182,614.84	-	-
		From "Cash Balances" Report						From "Cash Bal	
		Investments						Investments	
		Fund 101 Balance						Fund 101 Bala	
		Investments						Investments	
		Interest						Interest	
		New Balance						New Balance	

Transfers in	Transfers out	Interest/Dividends	Balance 11/30/2020	Purchases	Sales	Transfers in	Transfers out	Interest/Dividends	Balance 12/31/2020
-	-	-	114,432.16	-	-	-	-	-	114,432.16
-	-	-	100,000.00	-	-	-	-	-	100,000.00
-	-	-	100,000.00	-	-	-	-	-	100,000.00
-	-	-	100,000.00	-	-	-	-	-	100,000.00
-	-	-	100,000.00	-	-	-	-	-	100,000.00
-	-	-	100,000.00	-	-	-	-	-	100,000.00
-	-	-	100,000.00	-	-	-	-	-	100,000.00
-	-	-	100,000.00	-	-	-	-	-	100,000.00
-	-	-	100,000.00	-	-	-	-	-	100,000.00
-	-	-	100,000.00	-	-	-	-	-	100,000.00
-	-	-	100,000.00	-	-	-	-	-	100,000.00
-	-	-	0.00	-	-	-	-	-	0.00
-	-	-	-	-	-	-	-	-	-
-	-	-	0.00	-	-	-	-	-	0.00
-	-	-	-	-	-	-	-	-	-
-	-	-	1,114,432.16	-	-	-	-	-	1,114,432.16
-	-	-	-	-	-	-	-	-	-
-	-	-	100,000.00	-	-	-	-	-	100,000.00
-	-	-	100,000.00	-	-	-	-	-	100,000.00
-	-	-	100,000.00	-	-	-	-	-	100,000.00
-	-	-	100,036.13	-	-	-	-	-	100,036.13
-	-	-	100,000.00	-	-	-	-	-	100,000.00
-	-	-	100,000.00	-	-	-	-	-	100,000.00
-	-	-	100,000.00	-	-	-	-	-	100,000.00
-	-	-	100,000.55	-	-	-	-	-	100,000.55
-	-	-	100,000.00	-	-	-	-	-	100,000.00
-	-	-	100,000.00	-	-	-	-	-	100,000.00
-	-	-	(0.00)	-	-	-	-	-	(0.00)
-	-	-	0.00	-	-	-	-	-	0.00
-	-	-	(0.00)	-	-	-	-	-	(0.00)
-	-	-	0.00	-	-	-	-	-	0.00
-	-	-	-	-	-	-	-	-	-
-	-	-	1,000,036.68	-	-	-	-	-	1,000,036.68
-	-	-	493,055.98	-	-	-	-	-	493,055.98
-	-	-	575,090.02	-	-	-	-	-	575,090.02
-	-	-	-	-	-	-	-	-	-
-	-	-	-	-	-	-	-	-	-
-	-	-	1,068,146.00	-	-	-	-	-	1,068,146.00
-	-	-	3,182,614.84	-	-	-	-	-	3,182,614.84
Balances" Report				From "Cash Balances" Report					
Investments				Investments					
Fund 101 Balance				Fund 101 Balance					
Investments				Investments					
Interest				Interest					
New Balance				New Balance					

Investments as of 6/30/21		
By Broker	%	Amount
Northland	35.0%	1,114,432.16
RBC	31.4%	1,000,036.68
4M Fund	33.6%	1,068,146.00
Total	100.0%	3,182,614.84

Investments as of 6/30/21		
By Type	%	Amount
Money Market	37.2%	1,182,578.16
Fed Agency	6.3%	200,000.00
Commercial Paper	0.0%	0.00
Certificate of Deposit	56.6%	1,800,036.68
Treasury	0.0%	0.00
Total	100.0%	3,182,614.84

Investments as of 6/30/21		
Holding period (from purchase date)	%	Amount
No time limit (Money Market)	37.2%	1,182,578.16
Up to 1 year	22.0%	700,000.55
2 years	18.9%	600,000.00
3 years	22.0%	700,036.13
4 years and over	0.0%	0.00
Total	100.0%	3,182,614.84

**LAUDERDALE COUNCIL  
ACTION FORM**

**Action Requested**

Consent                      X    
Public Hearing                   
Discussion                       
Action                             
Resolution                       
Work Session                  

Meeting Date                    July 27, 2021

ITEM NUMBER                    Accounts Payable Auth.

STAFF INITIAL                    AB

APPROVED BY ADMINISTRATOR

**DESCRIPTION OF ISSUE AND PAST COUNCIL ACTION:**

Currently, the only agenda item for August 10 is to approve claims. If this holds true, and the city council decides to cancel the meeting, staff request authorization to process accounts payable in early August so we don't miss any required payment deadlines. The listing of claims paid would be added to the August 24 council packet.

**OPTIONS:**

**STAFF RECOMMENDATION:**

By approving the consent agenda, the Council authorizes accounts payable processing for the August 10 meeting per limits established in the Purchasing and Contracting Policy.



# LAUDERDALE COUNCIL ACTION FORM

## Action Requested

Consent  \_\_\_\_\_  
Public Hearing  \_\_\_\_\_  
Discussion  \_\_\_\_\_  
Action  \_\_\_\_\_  
Resolution  \_\_\_\_\_  
Work Session  \_\_\_\_\_

Meeting Date July 27, 2021

ITEM NUMBER Variance Resolution 1747 Malvern

STAFF INITIAL Jim

APPROVED BY ADMINISTRATOR

## DESCRIPTION OF ISSUE AND PAST COUNCIL ACTION:

At the July 13 City Council Meeting, the Council directed staff to prepare a resolution of approval for a 1.8% lot coverage variance is to construct an addition on the SW portion of the house that includes a bathroom and a mudroom with a closet and a pantry.

## OPTIONS:

- Adopt the resolution as part of the consent agenda.
- Remove from the consent agenda for discussion before taking action.

## STAFF RECOMMENDATION:

By approving the consent agenda, the City Council is adopting the attached resolution.

Member \_\_\_\_\_ introduced the following resolution and moved its adoption:

**CITY OF LAUDERDALE  
COUNTY OF RAMSEY  
STATE OF MINNESOTA  
RESOLUTION NO. 072721A**

**RESOLUTION APPROVING A 1.8% VARIANCE TO THE LOT COVERAGE  
REQUIREMENT AT 1747 MALVERN STREET**

**WHEREAS**, Jessica and Paul Winkelaar applied for a 1.8% variance to the 30% lot coverage requirement to construct an addition to a single-family home in the R-1 District; and

**WHEREAS**, Jessica and Paul Winkelaar own the property at 1747 Malvern Street, which is legally described as:

**PIN: 172923330084**

**Lot 14, Block 9**

**Lauderdale's East Side Addition to Minneapolis, Ramsey County, Minnesota**

**WHEREAS**, Section 10-8-8 (Lot Coverage Requirements in R-1) allows for a maximum of 30% lot coverage of all structures; and

**WHEREAS**, an addition to a single-family home is proposed that would exceed the lot coverage by 1.8%; and

**WHEREAS**, notification letters went to property owners adjacent to the subject property; and

**WHEREAS**, a public hearing on the request was held at the July 13, 2021 city council meeting; and

**WHEREAS**, the Lauderdale City Council has made the following findings:

1. The variance is in harmony with the general purposes and intent of the city's zoning ordinance because it is in support of single-family housing in an area zoned for such.
2. The variance is consistent with the city's comprehensive plan because it promotes single family housing in an area guided for such. It also preserves part of history as one of Lauderdale's oldest structures.
3. The variance will not alter the essential character of the neighborhood because the structure will be of a size and scale of other single-family dwellings in the vicinity. The variance is of a size and is associated with elements of the structure (an addition for functionality) which the city has previously supported through variances.
4. The applicant has established that there exist practical difficulties in complying with the zoning ordinance because of the age of the house and the size of the lot with the

existing structures, including a 24' x 24' garage. The variance is necessary to keep residents in the community by being able to age in place.

**NOW, THEREFORE, BE IT RESOLVED**, that the City Council of the City of Lauderdale, does hereby approve a 1.8% variance to the lot coverage requirements, based upon the above findings.

Dated: July 27, 2021

\_\_\_\_\_  
Mary Gaasch, Mayor

Attest: (SEAL)

\_\_\_\_\_  
Heather Butkowski, City Administrator-Clerk

The motion for the adoption of the foregoing resolution was duly seconded by Member \_\_\_\_\_ upon vote being taken thereon, the following voted in favor thereof:  
Members \_\_\_\_\_, \_\_\_\_\_, \_\_\_\_\_, \_\_\_\_\_, and Mayor \_\_\_\_\_.

And the following voted against same: \_\_\_\_\_

Absent: \_\_\_\_\_

Whereupon said resolution was declared duly passed.

# LAUDERDALE COUNCIL ACTION FORM

### Action Requested

Consent              X    
Public Hearing                
Discussion                    
Action                         
Resolution          X    
Work Session               

Meeting Date            July 27, 2021

ITEM NUMBER Variance Resolution 1806 Walnut

STAFF INITIAL            Jim

APPROVED BY ADMINISTRATOR

### DESCRIPTION OF ISSUE AND PAST COUNCIL ACTION:

At the July 13 City Council Meeting, the Council directed staff to prepare a resolution of approval for a 1.5' variance to the rear-yard setback to construct an addition to the southern portion of the detached barn garage from 1915 to accommodate vehicle parking and an overhead garage door.

### OPTIONS:

- Adopt the resolution as part of the consent agenda.
- Remove from the consent agenda for discussion before taking action.

### STAFF RECOMMENDATION:

By approving the consent agenda, the City Council is adopting the attached resolution.

Member \_\_\_\_\_ introduced the following resolution and moved its adoption:

**CITY OF LAUDERDALE  
COUNTY OF RAMSEY  
STATE OF MINNESOTA  
RESOLUTION NO. 072721B**

**RESOLUTION APPROVING A 1.5 FOOT VARIANCE TO THE REAR-YARD  
SETBACK REQUIREMENT AT 1806 WALNUT STREET**

**WHEREAS**, Lezlie and John Antoncich applied for a 1.5 foot variance to the 3 foot rear-yard setback requirement to construct an addition to a detached garage in the R-1 District; and

**WHEREAS**, Lezlie and John Antoncich own the property at 1806 Walnut Street, which is legally described as:

**PIN: 172923320072  
Lot 16 and Lot 17, Block 8  
Lauderdale's East Side Addition to Minneapolis, Ramsey County, Minnesota**

**WHEREAS**, Section 10-8-8 (Setback Requirements in R-1) requires a 3 foot rear-yard setback;

**WHEREAS**, an addition to a detached garage is proposed that is 1.5 feet from the rear property line; and

**WHEREAS**, notification letters went to property owners adjacent to the subject property; and

**WHEREAS**, a public hearing on the request was held at the July 13, 2021 city council meeting; and

**WHEREAS**, the Lauderdale City Council has made the following findings:

1. The variance is in harmony with the general purposes and intent of the city's zoning ordinance because it is in support of single-family housing in an area zoned for such.
2. The variance is consistent with the city's comprehensive plan because it promotes single family housing in an area guided for such. It also preserves part of history as one of Lauderdale's oldest structures.
3. The variance will not alter the essential character of the neighborhood because the structure will be of a size and scale of other single-family dwellings in the vicinity. The variance is of a size and is associated with elements of the structure (an addition for functionality) which the city has previously supported through variances.
4. The applicant has established that there exist practical difficulties in complying with the zoning ordinance because of the age of the garage. The variance is necessary to

park vehicles inside a permanent structure vs the temporary car port in front of the garage.

**NOW, THEREFORE, BE IT RESOLVED**, that the City Council of the City of Lauderdale, does hereby approve a 1.5 foot variance to the rear-yard setback requirements, based upon the above findings.

Dated: July 27, 2021

\_\_\_\_\_  
Mary Gaasch, Mayor

Attest: (SEAL)

\_\_\_\_\_  
Heather Butkowski, City Administrator-Clerk

The motion for the adoption of the foregoing resolution was duly seconded by Member \_\_\_\_\_ upon vote being taken thereon, the following voted in favor thereof:  
Members \_\_\_\_\_, \_\_\_\_\_, \_\_\_\_\_, \_\_\_\_\_, and Mayor \_\_\_\_\_.

And the following voted against same: \_\_\_\_\_

Absent: \_\_\_\_\_

Whereupon said resolution was declared duly passed.

**LAUDERDALE COUNCIL  
ACTION FORM**

**Action Requested**

Consent \_\_\_\_\_  
Public Hearing \_\_\_\_\_  
Discussion \_\_\_\_\_  
Action \_\_\_\_\_  
Resolution \_\_\_\_\_  
Work Session \_\_\_\_\_

Meeting Date July 27, 2021

ITEM NUMBER MnDOT Project Planning

STAFF INITIAL AB

APPROVED BY ADMINISTRATOR

**DESCRIPTION OF ISSUE AND PAST COUNCIL ACTION:**

Tony Wotzka, a MnDOT transportation planner, approached city staff a few month ago to discuss a couple of upcoming projects. The first was their paving schedule and the second were plans to close the access from northbound TH280 onto Broadway Drive. Since scheduling their attendance for this meeting, some of the projects have been pushed back but it still seems important to get the information and timetable on everyone's radar. The closure is especially important for our business owners on Broadway and I hope they are able to attend the meeting.

MnDOT also has been working on a speed study for the TH280 corridor. Staff put in a data practices request for the report but it is currently unavailable as it isn't finished. We hope MnDOT staff are able to comment on that as well.

Along with Tony, Ashley Roup is scheduled to attend the meeting.

**OPTIONS:**

**STAFF RECOMMENDATION:**



# Hwy 280 Studies and Future Projects

**Tony Wotzka, PLA**  
North Area Coordinator

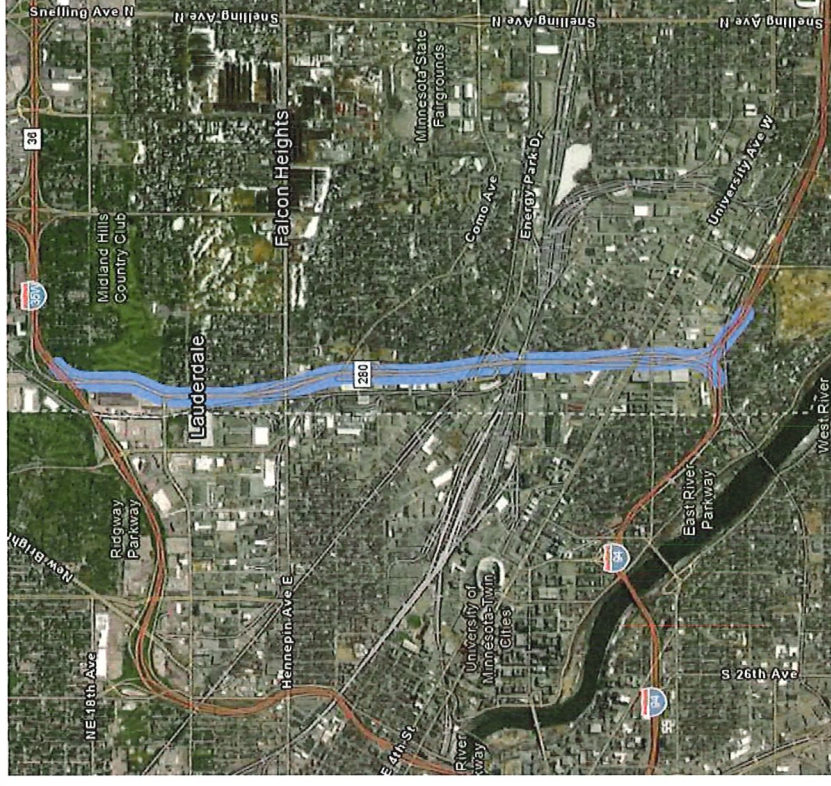
July 27, 2021





# Agenda

- 2019 Traffic Study for Broadway Closure
- Hwy 280 @ Broadway Street median Closure
- 2026 and 2027 Pavement Projects
- Hwy 280 Speed Study
- Next Steps





## S.P. 6241-105

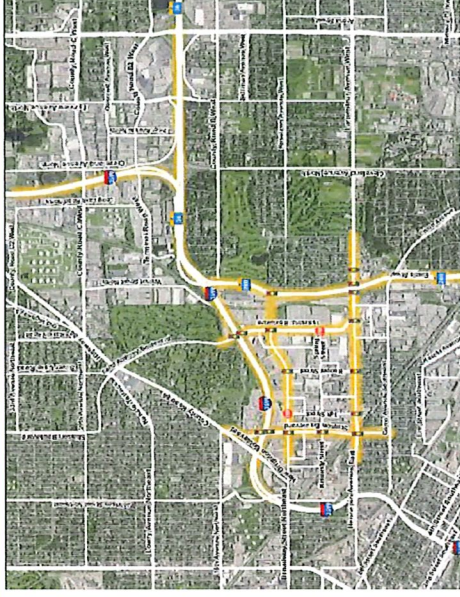
Close Broadway Street left-turn-lane and median opening.  
Remove northbound left turn lane, remove signal system, install double-sided plate beam guardrail, and miscellaneous drainage work.

### 2019 Hwy 280 and Broadway Traffic Study Analysis

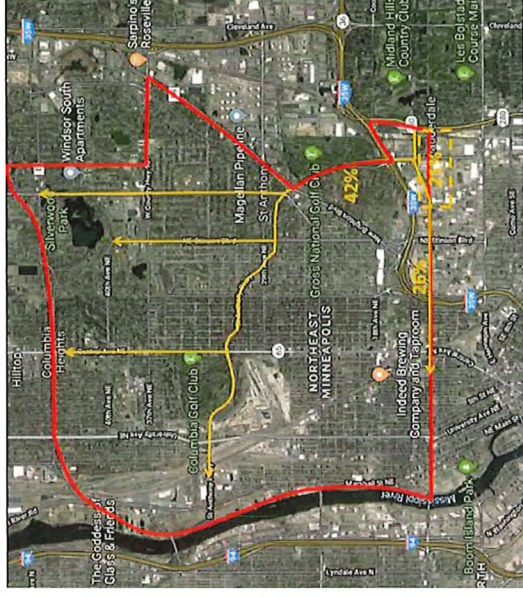
**Purpose:** understand the impacts of removing the traffic signal from TH 280 at Broadway Street. This elimination of the northbound left movement is expected to divert additional traffic to Larpentueur Avenue/Hennepin Avenue, Industrial Boulevard, TH 280 northbound, I-35W northbound and both directions of TH 36.

#### Summary of findings

- Signal phasing and timing adjustments along Hennepin and Industrial Blvd can accommodate the increases in traffic and provide better network operations than a no build condition.
- Future intersection operations can be kept at the same level service or better with the median closure than existing no build conditions.
- Conflict Modeling shows a net decrease in conflicts in 2025 and 2045
- Around 5,000-6,000 ADT is expected to shift away from the Hwy 280 and Broadway Street NE intersection. There is approximately 14,000 ADT on this segment of Broadway Street today.
  - The majority of this traffic is expected to use Larpentueur Avenue/East Hennepin Avenue instead (*volume shift of around 3,000 to 3,500 ADT*). There is around 15,000 ADT on Hennepin Avenue today.



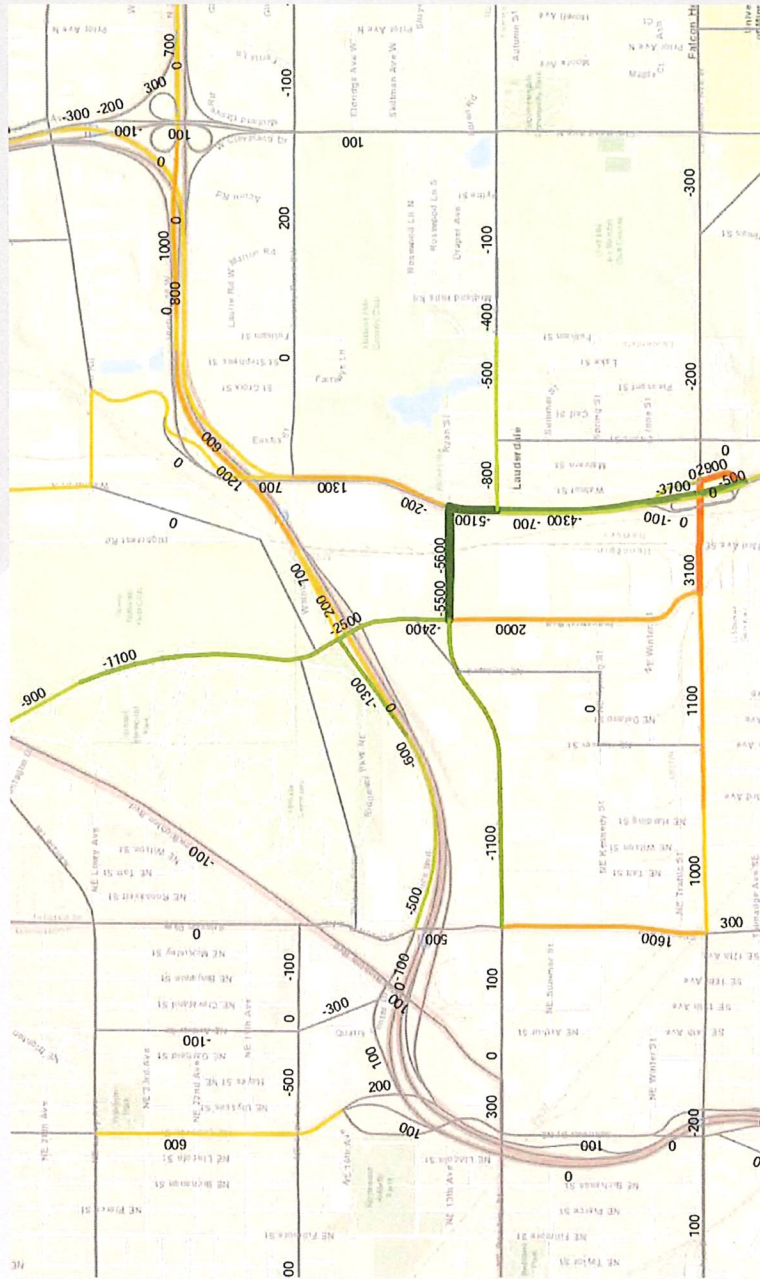
Traffic Study Area



Travel shed Map



# Year 2019 - Broadway Median Open to Broadway Median Closed





# 2045 Broadway Open PM Peak Period Conflicts



# 2045 Broadway Closed Peak Period Conflicts





# S.P. 6241-105

**Close Broadway Street left-turn-lane and median opening.**  
 Remove northbound left turn lane, remove signal system, install double-sided plate beam guardrail, and miscellaneous drainage work.

**Purpose:** Removing the signal is expected to reduce total conflicts and crashes by 90% and eliminate delays. Displaced trips can be accommodated by the dual northbound left turn lane at TH280/Hennepin/Larpenteur Ave interchange.

**Need:** TH 280 runs from I-94 to TH 36, just over 3 miles, and the signal at TH 280 and Broadway St is the last signal left in this stretch of highway. Being the only signal leads to unexpected stops leading to high rear-end crashes.

- 25% of fatal crashes in the Metro District occur at signals
- The **critical crash rate index for TH 280 at Broadway is above 1, indicating that the intersection operates outside the expected, normal range** when compared to similar intersections in the State.

**\*\*Update:** Project added to a pavement rehab project in 2027 to avoid re-work of final median configuration and sight distance requirements and align better with other improvements to ramps, pavement and bridges.

Crash Type	TH 280 at Broadway St
Rear End	51
Sideswipe – Same Direction	13
Left Turn Main Line	1
Ran Off Road – Right	3
Other	1
<b>Total Crashes by Intersection</b>	<b>69</b>

Location	K	A	B	C	PD	TOT	CR	CR	Comparison Group
TH 280 at Broadway St	0	0	6	10	53	69	0.550	1.66	Signal, High Volume

**K – Fatal Injury**  
**A – Suspected Serious Injury**  
**B – Suspected Minor Injury**  
**C – Possible Injury**  
**PD – Property Damage**

**Crash Statistics for 2015 – 2019**



Existing View - Hwy 280 at Broadway St, looking north. photo taken 12/2020



This is a rendering based on information available December of 2020 and should not necessarily be interpreted as the exact design of this project.

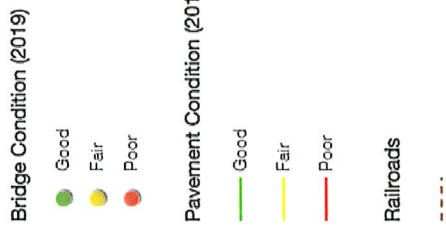
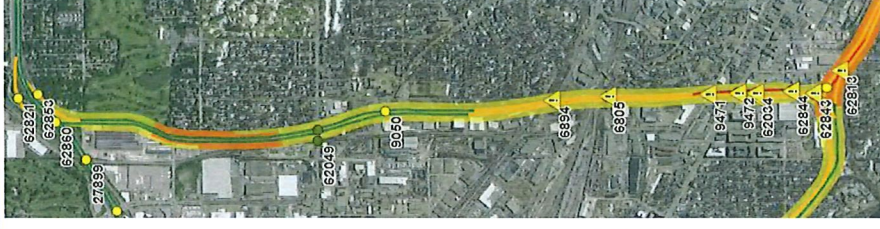
Proposed View - Remove Left turn access to Broadway St.

# 2026 – 2027 Pavement Projects

- Currently split between two projects
  - I-94 to Como (2026) & Como to I-35W (2027)
  - Estimated \$24 Million between both projects
- Proposed work includes
  - Pavement improvements, type is TBD
    - Mill and Overlay, Partial or Full Reconstruction
  - Bridge work
    - Bridge #62843 on TH 280 crossing Wabash Ave
    - Bridge #62808 on TH 280 NB; SB off ramp crossing I-94 WB
    - Bridge #62812 on TH 280 SB crossing I-94 WB
    - Bridge #9421 on I-94 crossing Riverside Ave
    - Bridge #62853 on TH 280 NB crossing I-35W ramp to TH 36 EB
  - Signals added to Kasota Avenue and Energy Park Drive ramps
  - Broadway Street median closure

7/27/2021


mndot.gov





# Highway 280 Speed Study

- The 2021 Speed Study and preliminary data indicated a raise in speed may be appropriate, but we are not done.
- Listening to initial feedback along with imminent changes at Broadway and likely I-94, along with the known pavement and geometric changes for the 26/27 projects, MnDOT will hold off on studying the speeds until these changes are completed.
  - Additional review of ramps, auxiliary lanes and other safety concerns that have been brought up will be looked at during the design development of the 26/27 pavement projects.
- For more information about speed studies
  - <https://www.dot.state.mn.us/stateaid/trafficsafety/county/CRSP-SpeedLimits.pdf>
  - <http://www.dot.state.mn.us/speed/index.html>



## Next Steps

- Hwy 280 Project Website – To be developed soon
- Discussions and Community Engagement opportunities – To begin in the next year or two.
- Key Contacts
  - Melissa Barnes, North Area Manager [Melissa.Barnes@state.mn.us](mailto:Melissa.Barnes@state.mn.us)
  - Tony Wotzka, North Area Coordinator [Anthony.Wotzka@state.mn.us](mailto:Anthony.Wotzka@state.mn.us)
  - Ashley Roup, North Area Traffic Support Area Manager [Ashley.Roup@state.mn.us](mailto:Ashley.Roup@state.mn.us)
  - Carolyn Adamson, Lead Project Manager [Carolyn.Adamson@state.mn.us](mailto:Carolyn.Adamson@state.mn.us)



**LAUDERDALE COUNCIL  
ACTION FORM**

**Action Requested**

Consent \_\_\_\_\_  
Public Hearing \_\_\_\_\_  
Discussion \_\_\_\_\_ X \_\_\_\_\_  
Action \_\_\_\_\_ X \_\_\_\_\_  
Resolution \_\_\_\_\_ X \_\_\_\_\_  
Work Session \_\_\_\_\_

Meeting Date July 27, 2021

ITEM NUMBER Emergency Declaration

STAFF INITIAL AB

APPROVED BY ADMINISTRATOR

**DESCRIPTION OF ISSUE AND PAST COUNCIL ACTION:**

After a sometimes wild and crazy 18 months, cities are ending their emergency declarations around the pandemic. If the City Council intends to do the same, the city attorney drafted the attached resolution.

**OPTIONS:**

**STAFF RECOMMENDATION:**

Motion to adopt Resolution No. 072721C— A Resolution Terminating the Local Emergency.

**RESOLUTION NO. 072721C**

**CITY OF LAUDERDALE  
COUNTY OF RAMSEY  
STATE OF MINNESOTA**

**A RESOLUTION TERMINATING THE LOCAL EMERGENCY**

**WHEREAS**, on March 18, 2020, the Mayor issued a Mayoral Declaration No. 2020-1 declaring a local emergency in response to the COVID-19 pandemic; and

**WHEREAS**, on March 24, 2020 the City Council exercised its authority under Minnesota Statutes, section 12.29 to adopt Resolution No. 032420A to extend the local emergency “until further action of the City Council”; and

**WHEREAS**, the statewide emergency terminated as of July 1, 2021 at 11:59 pm, and all statewide emergency restrictions and regulations related to COVID-19, including social distancing, mask wearing, and capacity restrictions have ended; and

**WHEREAS**, the City Council finds and determines as follows:

- a. The declaration of a local emergency allows a city to implement local emergency operations plans and to access certain emergency powers to meet remotely, enter into contracts, and raise funds without having to follow typical procedures to allow it to rapidly respond to the emergency;
- b. The initial uncertainties associated with the pandemic, the potential need for a local emergency response, and the possibility a local declaration would be required to be eligible for federal or state relief funds made the declaration of a local emergency appropriate;
- c. Given that the local emergency related to the pandemic has extended for more than one year, the need for a rapid response using emergency powers is no longer necessary and the City has learned how to continue its work without having to rely on emergency plans or the exercise of emergency powers;
- d. While the pandemic remains a public health risk, the increased availability of vaccines has caused the number and severity of cases to continue to drop; and
- e. It is no longer necessary to continue the local emergency because the City can and will continue to respond to the pandemic without having to rely on local emergency operations plans or emergency powers.

**NOW, THEREFORE, BE IT RESOLVED, BY THE LAUDERDALE CITY COUNCIL** as follows:

1. The local emergency declared by Mayoral Declaration No. 2020-1 on March 18, 2020 and extended on March 24, 2020 by City Council Resolution No. 032420A is terminated, effective immediately.
2. Resolution No. 032420A is repealed immediately.
3. The City shall continue its work to resume normal operations as soon as possible.
4. This Resolution will be given prompt and general publicity and filed in accordance with Minnesota Statutes, section 12.29.

Adopted this 27<sup>th</sup> day of July 2021.

---

Mary Gaasch, Mayor

ATTEST:

---

Heather Butkowski, City Clerk-Administrator

**LAUDERDALE COUNCIL  
ACTION FORM**

**Action Requested**

Consent \_\_\_\_\_  
Public Hearing \_\_\_\_\_  
Discussion   X    
Action \_\_\_\_\_  
Resolution \_\_\_\_\_  
Work Session \_\_\_\_\_

Meeting Date July 27, 2021

ITEM NUMBER Tax Credit / Bond Counsel

STAFF INITIAL AB

APPROVED BY ADMINISTRATOR \_\_\_\_\_

**DESCRIPTION OF ISSUE AND PAST COUNCIL ACTION:**

Julie Eddington, the City's bond counsel from Kennedy and Graven, will join the meeting. She will explain the outcome of the City's recent application for housing tax credits through the State of Minnesota to build affordable senior housing at 1795 Eustis Street.

As you already know, the City did not receive an allocation this month. \$113,000,000 was available. \$51,000,000 funded preservation projects and \$58,000,000 funded two projects with deeper affordability (50% AMI) than ours. \$4,700,000 remains in the pool but it is not enough to fund any of the projects on the waiting list.

The Council has always been aware that it takes patience to build affordable housing because the available subsidies don't meet the demand. If they did meet the demand, we wouldn't have an affordable housing crisis in the state.

The next affordable housing tax credit award will happen in January 2021. Following is the City's place on the revised lottery list. The two Plymouth projects fell through and will not be seeking an allocation.

No decision is required during the meeting.

**OPTIONS:**

**STAFF RECOMMENDATION:**



**Master Priority List for Residential Rental Housing Projects (474A.061 and 474A.091)**

*As of July 6, 2021*

Priority	Project	Allocation Request	Project Type	Date Placed on	
				Priority List	Expiration Date
1	Mounds View - Skyline Apartments	14,500,000	50% AMI	7/6/2021	11/28/2022
2	St. Louis Park - The Rise on 7	20,000,000	50% AMI	7/6/2021	11/28/2022
3	Plymouth - Four Seasons Family Apartments Project	22,924,826	100% LIHTC	7/6/2020	11/29/2021
4	Plymouth - Four Seasons Senior Apts	39,500,000	100% LIHTC	1/12/2021	6/27/2022
5	Hennepin Co HRA - Cornelia View	16,700,000	100% LIHTC	7/6/2021	11/28/2022
6	Lauderdale - Lauderdale Senior Housing	14,469,000	100% LIHTC	7/6/2021	11/28/2022
7	Columbia Heights - 825 41st Ave	9,886,800	100% LIHTC	7/6/2021	11/28/2022

**LAUDERDALE COUNCIL  
ACTION FORM**

**Action Requested**

Consent \_\_\_\_\_  
Public Hearing \_\_\_\_\_  
Discussion \_\_\_\_\_ X \_\_\_\_\_  
Action \_\_\_\_\_ X \_\_\_\_\_  
Resolution \_\_\_\_\_  
Work Session \_\_\_\_\_

Meeting Date July 27, 2021

ITEM NUMBER Council Chamber Technology

STAFF INITIAL AB

APPROVED BY ADMINISTRATOR \_\_\_\_\_

**DESCRIPTION OF ISSUE AND PAST COUNCIL ACTION:**

CTV just sent over an estimate for technology updates to the Council Chambers. The total is expected to be approximately \$28,107.97. The need for technology updates has been talked about in the past and some expenses were incurred in 2020 to allow for virtual city council meetings. Additional improvements are needed to be able to continue to integrate with CTVs equipment for the live and playback feeds on our cable access channel and their website.

Staff anticipate costs will be covered by the American Rescue Plan Act as we need these improvements to continue current operations in an environment were we may need to return to virtual operation for this pandemic or anything the future has in store. If that is not an option, the costs will be covered in part by cable franchise fees and the City's enterprise funds as they have never contributed toward these technology costs but the funds benefit from them.

**OPTIONS:**

**STAFF RECOMMENDATION:**

Motion approving the estimate prepared by CTV staff and directing city staff to work with CTV on the Lauderdale Chamber Update.



# Estimate

**CTV North Suburbs**

United States  
651 7927512

pcook@ctvnorthsuburbs.org  
www.ctvnorthsuburbs.org  
CTV North Suburbs

**Jim Bownik**

City of Lauderdale  
651-7927656  
Jim.Bownik@lauderdalemn.org

**Estimate Number 1025****Date July 15, 2021**

## JOB NAME

**Lauderdale Chambers Update**

## JOB DESCRIPTION

Replace equipment at Lauderdale with new HD equipment.

## ESTIMATE TERMS

Estimate is valid for 14 days from the date of issue. A purchase order or signed estimate and 50% of the estimate total is due upon booking. Job cancellation within 72 hours = 25% of fees, plus all incurred expenses. Job cancellation within 48 hours = 50% of fees, plus all incurred expenses. Job cancellation within 24 hours = 100% of fees, plus all incurred expenses. Final billing will reflect actual expenses. All rights not specifically granted in writing, including copyright, remain the exclusive property of CTV North Suburbs.

**Fees**

Administration Fee @ 30.00

Fees Total **30.00**

**Core Cities**

1 Equipment Pass-thru @ 22,012.85 each

See Schedule A

22,012.85

1 Equipment Pass-thru @ 1,025.12 each

Supplies - cables, connectors, hardware, etc

1,025.12

24 Project Management - GL 401801 @ 80.00 each

Project Design and Installation Management

1,920.00

48 Municipal Support Technician Hourly @ 65.00 each

3,120.00

**Core Cities Total 28,077.97**

Fees Total 30.00

Expenses Total 28,077.97

Sub Total 28,107.97

**Total (USD) 28,107.97**

# Schedule A - Equipment

Lauderdale

System Use	Model	Make	Description	Qty	Extended
Procution Camera	AW-HE38HWPJ	Panasonic	22x Zoom PTZ Camera with HDMI Output (White)	2	\$3,439.01
PTZ Controller	AW-RP60GJ5	Panasonic	Remote Camera Controller	1	\$2,148.83
Static (zoom only) camera for wide shot	AW-UE4WG	Panasonic	Compact 4K PTZ Camera with IP Streaming (White)	1	\$1,009.33
Production Switcher	CBSolo 9	Ross	Simple HD Production Switcher	1	\$3,500.48
	PSU-12V9A-6PIN	Ross	Redundant PS for above	1	\$531.51
HD DA	HD5DA	AJA	1x4 HD/SD-SDI Distribution Amplifier / Repeater with DWP	1	\$158.22
Audio embedder	CONVMCAUDS2	Blackmagic	Audio to SDI Mini Converter	1	\$159.47
Monoprice HDMI to SDI	10318	Monoprice	HDMI to SDI converter	1	\$91.27
Multiviewer Monitor	TBD	TBD	24"-Class Full HD LED TV	1	\$429.50
SDMI to HDMI w/scaler	MD-Cross	Decimator	SDMI to HDMI w/scaler	1	\$316.76
Control Surface	Stream Deck XL	Elgato	Control Surface	1	\$268.43
Local Recording Desitnation	DS220J	Synology	2-Bay NAS Enclosure Kit with WD NAS Drives (2 x 4TB)	1	\$385.00
Network Switch w/PoE+	GS724TPP	Netgear	ProSAFE® 24-port 1000base-T Gigabit PoE+ Smart Switch	1	\$494.25
UPS for Critacl equipment and computer	SMC1500-2U	APC	APC Smart-UPS C 1500VA UPS Battery Backup LCD 120V (SMC1500)	1	\$587.03
Control/CG Compuer	Mini tower	DELL	Used to manage switcher and generate graphics using Photoshop or other graphics application	1	\$1,028.64
Computer Monitor 1	P2317H	DELL	Widescreen LED Backlit IPS Monitor	1	\$182.53
Computer Monitor 2 (touchscreen)	PCT2235	Planar	22" Computer Touch Display	1	\$294.43
Audio DSP	Prism 8x8	Symetrix	Symetrix 80-0116 120V Prism 12x12 12 In, 12 Out DSP, 64x64 Dante	1	\$2,100.30
Goosneck Microphone	MX418D/C	SHURE	CARDIOID-18" DESKTOP GOOSENECKCONDENSER MICROPHONE, ATTACHED 10 XLR	7	\$1,666.13
Presentation/Zoom monitor	BE65H-T	Samsung	65" Commercial TV	1	\$829.18
Audio Amplifier	SPA4-60	QSC	4-Channel Power Amplifier (60W)	1	\$716.73
PA Speakers	AD-S5T-WH	QSC	5.25" 2-Way 100W Surface-Mount Loudspeaker (Pair, White)	2	\$837.53
Zoom Input device	U-TAP-HDMI	AJA	USB 3.0/3.1 Gen 1 Powered HDMI Capture Device	1	\$301.44
Zoom Computer	NUC	Inel	Intel NUC 11 (Next Unit of Computing) BNUC11TNHi30001 Mini / Booksize Barebone System Intel 11th CPUi	1	\$536.88

**\$22,012.85**